


TURNING AIR INTO SOLUTIONS.

Fan & Blower
Twin City



TUBEAXIAL FANS

TD | TB | TBSH (Smoke & Heat)

CATALOG 4830
July 2015

TUBEAXIAL FANS

Overview

TD | TB | TBSH



Model TD Direct Drive
With "E" Die Cast Aluminum Propeller



Model TB Belt Driven
With "Z" Fabricated Steel Propeller

Twin City Fan & Blower TD and TB Tubeaxial Fans are specifically designed for cost effective, reliable air movement in commercial and light industrial ducted and non-ducted applications. Direct and belt drive models are available with cast aluminum or fabricated steel propellers to meet specific application requirements. The TBSH is designed to remove smoke from buildings in the event of fire. The TBSH is UL listed for Smoke Control Systems for 500°F (260°C) for 4 hours or 1000°F (537°C) for 15 minutes.

Construction Features

- Cast aluminum or fabricated steel propellers.
- Continuously welded, heavy-gauge, corrosion resistant, enamel coated steel housing.
- Heavy-gauge steel motor and bearing supports provide maximum strength with minimal resistance to airflow.
- Flanged housings with prepunched mounting holes can easily be connected to ductwork.
- Dynamically balanced propellers for quiet, vibration-free operation.
- Designed for continuous duty.
- Available with a wide variety of ODP, TEFC and explosion proof ball bearing motors.
- Extended lube lines are standard on Model TB fans.
- Externally mounted conduit box standard on Model TD fans.

Sizes

14" to 60" wheel diameters

Performance

Airflow to 82,600 CFM

Static pressure to 1.5" w.g.



All models are UL/cUL 705 listed, for electrical, File No. E158680.

Model TBSH is UL/cUL listed for Smoke Control Systems as standard, File No. E158680, 500°F for 4 hours and 1000°F for 15 minutes.



For complete product performance, drawings, and available accessories, Download Fan Selector at tcf.com.



Twin City Fan, a Twin City Fan Company certifies that the TD/TB/TBSH Series shown herein is licensed to bear the AMCA Seal. The Ratings shown are based on tests and procedures performed in accordance with AMCA Publication 211 and AMCA Publication 311 and comply with the AMCA Certified Ratings Program.

The AMCA Certified Ratings Seal applies to air and sound performance for Model TD Sizes 14E4, 14E8, 16E4, 16E8 and 18E4 on pages 8 through 11 and Model TB sizes 14E4, 14E8 and 16E8 on pages 20 through 22.

The AMCA Certified Ratings Seal applies to the Fan Efficiency Grade for Model TD Sizes 14B105, 16B105, 18B105, 18E8, 21B105, 21E4, 21E8, 24B105, 24E4, 24E8, 30B105, 30E4, 30E8, 36B206, 36E4, 36E8, 42B304, 42E4, 42E8, 48B304, 48E4 and 48E8 on pages 8 through 19 and Model TB Sizes 14B105, 16B105, 16E4, 18B105, 18E4, 18E8, 21B105, 21E4, 21E8, 24B105, 24E4, 24E8, 24Z5, 30B105, 30E4, 30E8, 30Z5, 36B206, 36E4, 36E8, 36Z5, 42B304, 42E4, 42E8, 42Z5, 48B304, 48E4, 48E8, 48Z5, 54B406, 54C3, 54C6, 54Z5, 60C3, 60C6 and 60Z6 on pages 20 through 40 and Model TBSH sizes 24Z5, 30Z5, 36Z5, 42Z5, 48Z5, 54Z5 and 60Z5 on pages 37 through 40.

Propellers

TD | TB | TBSH


TD and TB tubeaxial fans are available with either fixed pitch fabricated steel (sizes 24 through 60) or adjustable pitch cast aluminum propellers (sizes 14 through 60). Each propeller type is designed for a wide variety of commercial and light industrial applications with static pressure capabilities from 0" to 1½". Regardless of the application requirement, TD and TB propellers offer the right choice.

FAN SIZE	DIRECT DRIVE	BELT DRIVEN
14	B, E	B, E
16	B, E	B, E
18	B, E	B, E
21	B, E	B, E
24	B, E	B, E, Z
30	B, E	B, E, Z
36	B, E	B, E, Z
42	B, E	B, E, Z
48	B, E	B, E, Z
54	—	B, C, Z
60	—	C, Z

Propeller Availability


“B” BackSwept Propeller

The “B” series features an adjustable pitch die cast aluminum propeller available in 4, 5, and 6 blade designs. Blade angles are factory set and mounted in a die cast aluminum hub. “B” propellers are available in 14" through 54" diameters.




“E” Die Cast Aluminum Propeller

The “E” series features an adjustable pitch die cast aluminum propeller available in 4 and 8 blade designs. Blade angles are factory set and mounted in a die cast aluminum hub. “E” propellers are available in 14" through 48" diameters.



“C” Cast Aluminum Propellers

The “C” series is a cast aluminum propeller available in 4 and 6 blade designs, and is available in 54" and 60" diameters only. Blade angles are factory set and mounted in a cast aluminum hub.

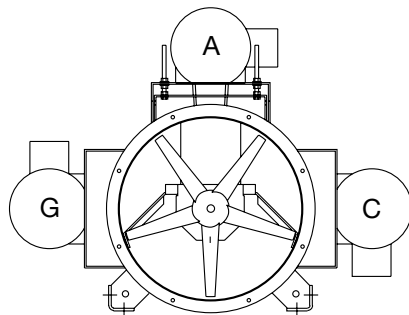


“Z” Fabricated Steel Propeller

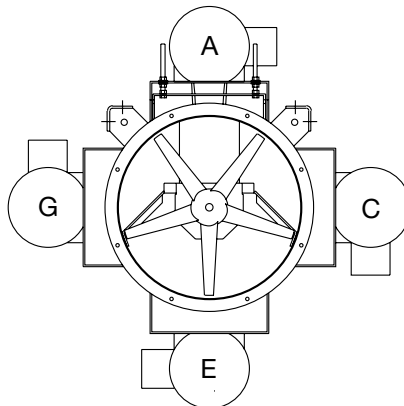
The “Z” series features a fixed pitch, fabricated steel, 5-bladed propeller. Steel blades are continuously welded to a heavy gauge hub at the customer’s selected blade angle. “Z” propellers are available in 24" through 60" diameters.



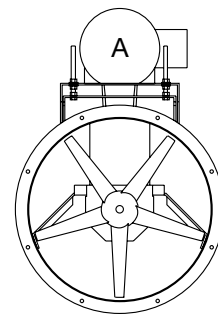
MOUNTING ARRANGEMENTS



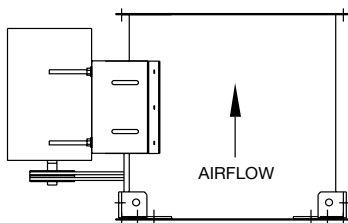
Horizontal Base Mounted (HBM)
(w/mounting brackets)



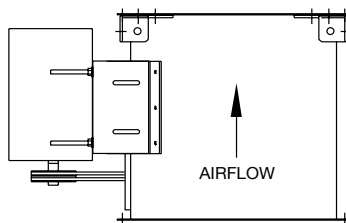
Horizontal Ceiling Hung (HCH)
(w/mounting brackets)



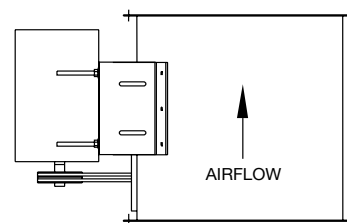
Horizontal (HOR)
(No mounting brackets)



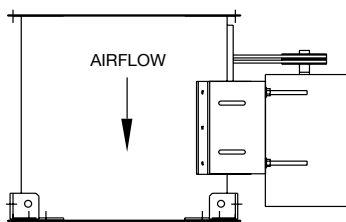
Vertical Up Floor Mounted (VUI)
(w/mounting brackets)



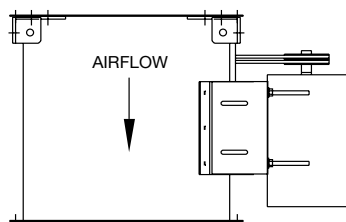
Vertical Up Ceiling Hung (VUO)
(w/mounting brackets)



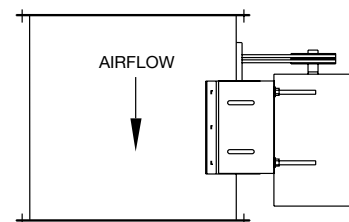
Vertical Up (VUN)
(No mounting brackets)




Vertical Down Floor Mounted (VDO)
(w/mounting brackets)



Vertical Down Ceiling Hung (VDI)
(w/mounting brackets)

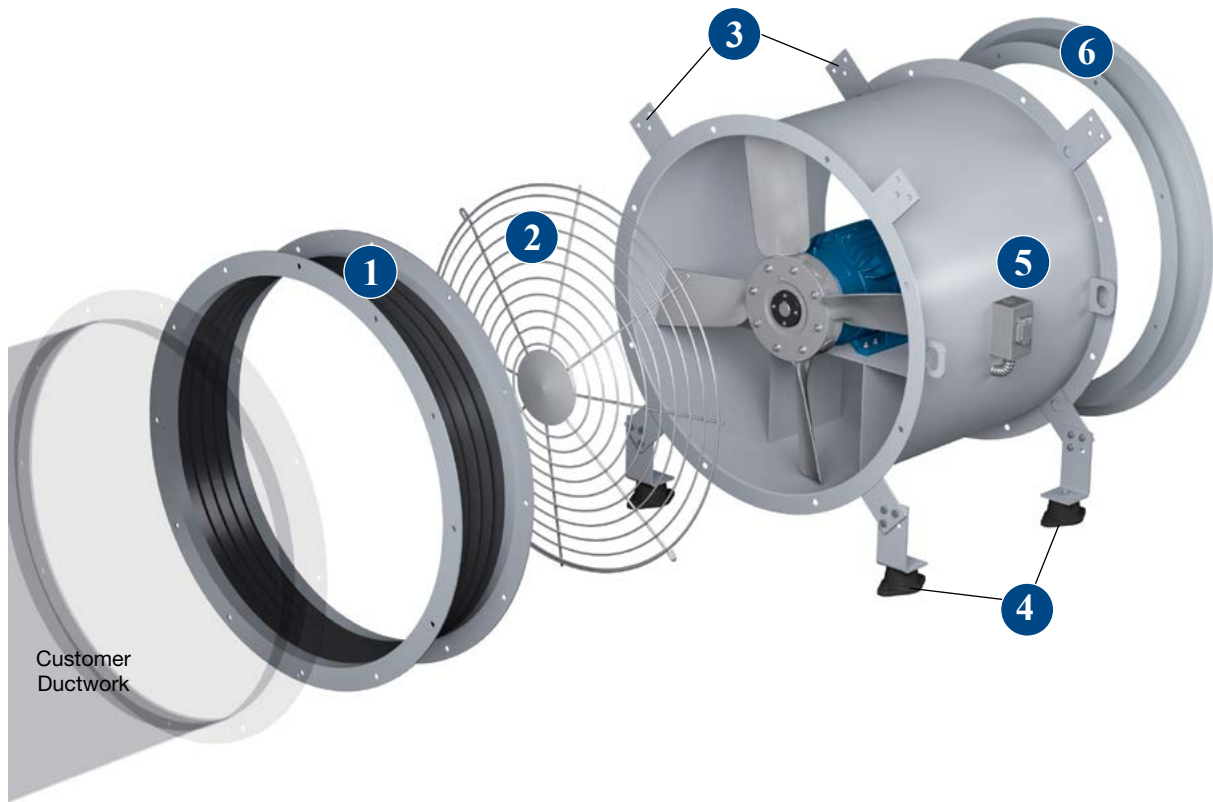


Vertical Down (VDN)
(No mounting brackets)



- 1 Motor Cover** A weatherproof motor cover is available on belt driven models to protect the motor and drive components. Motor covers also serve as an OSHA guard to protect personnel from rotating parts and can easily be removed for inspection. (Model TB fans only.)
- 2 Extended Lube Lines** Allow for easy lubrication of bearings on belt driven units without disassembly by extending polyethylene lines from fan bearings to exterior of base.
- 3 Shaft Seal** Shaft seal consists of a non-asbestos rubbing ring at the wheel end of the inner cylinder. A shaft seal is recommended when the fan is exposed to wet, corrosive or dirty contaminants. The shaft seal does not make the fan gas tight. (Model TB fans only.)
- 4 Mounting Brackets** Mounted to fan housing. Location varies with discharge orientation and mounting option. See page 4 for available options.
- 5 Access Door** A bolted access door allows for inspection and maintenance of internal fan components.
- 6 Hanging Spring Isolators** Spring type isolators are available to damper vibration and noise transmission in ceiling suspended installations. Also available in rubber-in-shear construction.

OPTIONS/ACCESSORIES



1 Companion Flange Inlet and outlet companion flanges are available for ease of duct connection. Companion flanges are rolled angle rings punched to match the standard inlet or outlet flange. Flex connectors are supplied by others.

2 Outlet Screen Safety screens are available for mounting in the fan inlet or outlet in non-ducted applications.

3 Mounting Brackets Mounted to fan housing. Location varies with discharge orientation and mounting option. See page 4 for available options.

4 Floor Mount RIS Rubber-in-shear type isolators are available to damper vibration and noise transmission in floor mounted installations. Also available in spring type construction.

5 Disconnect Switch A NEMA 3R safety disconnect switch is available for positive electrical shutoff of the fan and the protection of service personnel. Disconnects are shipped loose for field mounting and wiring.

6 Inlet Bell An inlet bell is recommended to minimize entrance losses for installations where the inlet of the fan is non-ducted. Inlet bell is flanged and punched to mate up with the standard flanged inlet.

Other Accessories Include:

- Spark Resistant Construction - Type B is available on belt driven fans with the "B", "E" or "C" cast aluminum propellers only. (Model TB fans only)
- Special Coatings
- Belt Guard (Model TB fans only)

DISCONNECT SWITCHES

NEMA-1 Disconnect Switch (Standard)

A NEMA-1 disconnect switch provides positive electrical shutoff during fan cleaning or maintenance. Available shipped loose for field mounting and wiring or factory mounted and wired with ODP or TEFC motors.



NEMA-1 Disconnect Switch

NEMA-3R Disconnect Switch

A NEMA-3R, rain proof, disconnect is available shipped loose for field mounting and wiring or factory mounted and wired.



NEMA-3R Disconnect Switch

NEMA-4 Disconnect Switch

A NEMA-4 disconnect switch provides positive electrical shutoff when fan cleaning or maintenance of fan and is water and dust tight. Switch is available shipped loose for field mounting and wiring or factory mounted and wired.



NEMA-4 Disconnect Switch

NEMA-7/9 Disconnect Switch

NEMA-7/9 disconnect switches are provided as standard on fan packages with explosion proof motors. The NEMA-7/9 switch is designed for use with fans operating in hazardous environments. When explosion proof motors are specified, NEMA-7/9 disconnects will be shipped loose for field mounting and wiring.

ENGINEERING DATA

Material Specifications

FAN SIZE	HOUSING (GAUGE)	PROPELLERS (GAUGES)				SHAFT SIZE (IN.)	APPROX. SHIP WT. (LB)			
		B/E	C	Z			TD		TB	
				HUB	BLADE		W/ALUM PROP	W/STEEL PROP	W/ALUM PROP	W/STEEL PROP
14	14	DIE CAST ALUMINUM				¾	33	N/A	40	N/A
16	14					¾	53	N/A	67	N/A
18	14					¾	60	N/A	75	N/A
21	14					¾	85	N/A	104	N/A
24	14			12	14	1	97	118	118	139
30	12			12	14	1	149	170	183	204
36	12			12	12	1⅜	234	257	288	311
42	12			10	10	1⅞	305	325	375	395
48	12			10	10	1⅞	547	565	664	682
54	12	CAST ALUMINUM		7	10	1⅞	N/A	N/A	803	844
60	10			7	10	1⅞	N/A	N/A	970	1008

TD – Die Cast Aluminum Propeller

MODEL INFO			MOTOR HP	FAN RPM	LwIA		STATIC PRESSURE (IN. W.G.)											FAN EFF. GRADE	
SIZE	NO. OF BLADES	CATALOG NUMBER					0.000	0.125	0.250	0.375	0.500	0.625	0.750	0.875	1.000	1.250	1.500		
14	Outlet Area: 1.11 ft²																		
	5 BLADES	"B" Prop	14B10510	1/4	1160	74	CFM	594	403									FEG63	
							BHP	0.02	0.02										
			14B10515	1/4	1160	71	CFM	832	654										
							BHP	0.03	0.03										
			14B10520	1/4	1160	70	CFM	1052	860										
							BHP	0.04	0.04										
			14B10525	1/4	1160	68	CFM	1240	1047										
							BHP	0.05	0.05										
			14B10530	1/4	1160	68	CFM	1433	1216										
							BHP	0.06	0.07										
			14B10510	1/4	1750	86	CFM	896	778	645	498								
							BHP	0.07	0.07	0.08	0.07								
	14B10515	1/4	1750	82	CFM	1255	1154	1028	855	612									
					BHP	0.10	0.11	0.11	0.12	0.12									
	14B10520	1/4	1750	78	CFM	1587	1466	1336	1175										
					BHP	0.12	0.13	0.14	0.15										
	14B10525	1/4	1750	78	CFM	1871	1750	1619	1462	1228									
					BHP	0.16	0.17	0.19	0.20	0.21									
	14B10530	1/4	1750	78	CFM	2161	2028	1879	1697	1396									
					BHP	0.21	0.23	0.25	0.26	0.26									
	4 BLADES	"E" Prop	TD-14E416	1/4	1160	70	CFM	1043										N/A	
							BHP	0.04											
			TD-14E420	1/4	1160	69	CFM	1183	871										
							BHP	0.05	0.05										
			TD-14E424	1/4	1160	71	CFM	1324	1015										
							BHP	0.06	0.07										
			TD-14E428	1/4	1160	72	CFM	1418	1104										
							BHP	0.07	0.08										
			TD-14E432	1/4	1160	70	CFM	1547	1193										
							BHP	0.09	0.09										
			TD-14E416	1/4	1750	79	CFM	1573	1391	1132									
							BHP	0.14	0.15	0.16									
	TD-14E420	1/4	1750	82	CFM	1785	1601	1390											
					BHP	0.16	0.18	0.19											
	TD-14E424	1/4	1750	83	CFM	1997	1811	1604											
					BHP	0.20	0.22	0.23											
	TD-14E428	1/4	1750	83	CFM	2138	1967	1743											
					BHP	0.25	0.25	0.26											
	TD-14E432	1/3	1750	81	CFM	2334	2153	1892											
					BHP	0.29	0.30	0.31											
	8 BLADES	"E" Prop	TD-14E816	1/4	1160	74	CFM	979										N/A	
							BHP	0.05											
			TD-14E820	1/4	1160	74	CFM	1137	880										
							BHP	0.06	0.07										
			TD-14E824	1/4	1160	76	CFM	1317	1074										
							BHP	0.08	0.09										
			TD-14E828	1/4	1160	76	CFM	1444	1182										
							BHP	0.09	0.10										
			TD-14E832	1/4	1160	77	CFM	1578	1286										
							BHP	0.11	0.12										
			TD-14E816	1/4	1750	84	CFM	1477	1334	1133									
							BHP	0.18	0.19	0.20									
	TD-14E820	1/4	1750	86	CFM	1715	1598	1401											
					BHP	0.21	0.23	0.24											
	TD-14E824	1/3	1750	88	CFM	1986	1845	1677											
					BHP	0.26	0.28	0.29											
	TD-14E828	1/3	1750	89	CFM	2179	2030	1847											
					BHP	0.31	0.33	0.34											
	TD-14E832	1/2	1750	90	CFM	2380	2226	2020											
BHP					0.38	0.40	0.40												

NOTES:

- Performance certified is for installation Type B: Free inlet, ducted outlet.
- Performance ratings do not include the effects of appurtenances (accessories).
- The sound power level ratings shown are in decibels, referred to 10⁻¹² watts calculated per AMCA Standard 301.
- Values shown are for inlet LwIA sound power levels for installation Type B: Free inlet, ducted outlet. Ratings do not include the effects of end correction.
- Sound power values shown are at the peak cataloged pressure for each RPM.

TD – Die Cast Aluminum Propeller

MODEL INFO			MOTOR HP	FAN RPM	LwiA		STATIC PRESSURE (IN. W.G.)										FAN EFF. GRADE
SIZE	NO. OF BLADES	CATALOG NUMBER					0.000	0.125	0.250	0.375	0.500	0.625	0.750	0.875	1.000	1.250	
16	Outlet Area: 1.44 ft²																
	5 BLADES	16B10510	1/4	1160	78	CFM	925	692									
						BHP	0.04	0.04									
		16B10515	1/4	1160	76	CFM	1277	1070	700								
						BHP	0.05	0.06	0.06								
		16B10520	1/4	1160	74	CFM	1607	1374									
						BHP	0.06	0.07									
		16B10525	1/4	1160	71	CFM	1886	1649	1317								
						BHP	0.08	0.09	0.10								
		16B10530	1/4	1160	71	CFM	2176	1911	1503								
						BHP	0.11	0.13	0.13								
		"B" Prop	16B10510	1/4	1750	90	CFM	1395	1252	1089	917	724					
	BHP						0.12	0.13	0.13	0.13	0.13						
	16B10515		1/4	1750	85	CFM	1927	1803	1659	1480	1227	922					
						BHP	0.17	0.18	0.19	0.20	0.21	0.20					
	16B10520		1/4	1750	83	CFM	2424	2276	2118	1946	1721						
						BHP	0.21	0.23	0.25	0.26	0.27						
	16B10525		1/3	1750	81	CFM	2846	2695	2534	2363	2143	1861					
						BHP	0.27	0.29	0.32	0.34	0.35	0.36					
	16B10530		1/2	1750	81	CFM	3283	3118	2936	2734	2461	2130					
						BHP	0.38	0.40	0.43	0.45	0.46	0.46					
	4 BLADES	TD-16E416	1/4	1160	72	CFM	1494	1132									
						BHP	0.06	0.07									
		TD-16E420	1/4	1160	72	CFM	1719	1361									
						BHP	0.07	0.08									
		TD-16E424	1/4	1160	73	CFM	1920	1578									
						BHP	0.09	0.10									
		TD-16E428	1/4	1160	72	CFM	2098	1750									
						BHP	0.11	0.12									
		TD-16E432	1/4	1160	73	CFM	2294	1923									
						BHP	0.14	0.15									
		"E" Prop	TD-16E416	1/4	1750	83	CFM	2254	2063	1807	1383						
	BHP						0.20	0.22	0.24	0.22							
	TD-16E420		1/3	1750	83	CFM	2594	2379	2132	1784							
						BHP	0.25	0.26	0.28	0.29							
	TD-16E424		1/3	1750	83	CFM	2896	2706	2463	2139							
						BHP	0.31	0.33	0.35	0.36							
	TD-16E428		1/2	1750	84	CFM	3166	2959	2717	2396							
						BHP	0.39	0.40	0.41	0.42							
	TD-16E432		1/2	1750	82	CFM	3462	3259	2996	2625							
						BHP	0.47	0.49	0.50	0.50							
8 BLADES	TD-16E816	1/4	1160	75	CFM	1459	1177										
					BHP	0.08	0.09										
	TD-16E820	1/4	1160	75	CFM	1691	1441										
					BHP	0.10	0.11										
	TD-16E824	1/4	1160	75	CFM	1952	1709										
					BHP	0.12	0.14										
	TD-16E828	1/4	1160	75	CFM	2181	1923										
					BHP	0.15	0.16										
	TD-16E832	1/4	1160	76	CFM	2422	2136										
					BHP	0.18	0.20										
	"E" Prop	TD-16E816	1/3	1750	86	CFM	2202	2036	1840								
BHP						0.27	0.29	0.31									
TD-16E820		1/2	1750	87	CFM	2552	2415	2239	1964								
					BHP	0.33	0.36	0.38	0.39								
TD-16E824		1/2	1750	87	CFM	2945	2805	2634	2398								
					BHP	0.41	0.44	0.46	0.48								
TD-16E828		3/4	1750	88	CFM	3290	3137	2958	2732								
					BHP	0.50	0.53	0.56	0.58								
TD-16E832		3/4	1750	90	CFM	3654	3485	3285	3029								
					BHP	0.62	0.65	0.68	0.69								

NOTES:

1. Performance certified is for installation Type B: Free inlet, ducted outlet.
2. Performance ratings do not include the effects of appurtenances (accessories).
3. The sound power level ratings shown are in decibels, referred to 10⁻¹² watts calculated per AMCA Standard 301.
4. Values shown are for inlet LwIA sound power levels for installation Type B: Free inlet, ducted outlet. Ratings do not include the effects of end correction.
5. Sound power values shown are at the peak cataloged pressure for each RPM.

TD – Die Cast Aluminum Propeller

MODEL INFO			MOTOR HP	FAN RPM	LwIA		STATIC PRESSURE (IN. W.G.)											FAN EFF. GRADE
SIZE	NO. OF BLADES	CATALOG NUMBER					0.000	0.125	0.250	0.375	0.500	0.625	0.750	0.875	1.000	1.250	1.500	
18	Outlet Area: 1.82 ft²																	
	5 BLADES "B" Prop	18B10510	1/4	1160	82	CFM	1400	1114	755									FEG75
						BHP	0.05	0.06	0.06									
		18B10515	1/4	1160	78	CFM	1893	1639	1246									
						BHP	0.08	0.09	0.09									
		18B10520	1/4	1160	77	CFM	2364	2073	1700									
						BHP	0.10	0.11	0.12									
		18B10525	1/4	1160	71	CFM	2757	2455	2097									
						BHP	0.12	0.15	0.16									
		18B10530	1/4	1160	71	CFM	3160	2829	2394									
						BHP	0.17	0.20	0.21									
		18B10510	1/4	1750	93	CFM	2112	1938	1739	1528	1287	1024						
	BHP					0.19	0.20	0.21	0.21	0.21	0.20							
	18B10515	1/3	1750	88	CFM	2856	2701	2525	2319	2062	1705	1315						
					BHP	0.26	0.28	0.30	0.31	0.32	0.32	0.31						
	18B10520	1/2	1750	87	CFM	3566	3381	3184	2975	2729	2423							
					BHP	0.34	0.37	0.39	0.40	0.42	0.43							
	18B10525	3/4	1750	82	CFM	4160	3966	3762	3550	3316	3026	2698						
					BHP	0.42	0.46	0.49	0.52	0.55	0.57	0.58						
	18B10530	3/4	1750	82	CFM	4767	4560	4335	4083	3795	3449	3123						
					BHP	0.60	0.64	0.68	0.71	0.73	0.74	0.75						
	4 BLADES "E" Prop	TD-18E412	1/4	1160	75	CFM	1743	1301										N/A
						BHP	0.07	0.07										
		TD-18E416	1/4	1160	75	CFM	2058	1690										
						BHP	0.08	0.10										
		TD-18E420	1/4	1160	73	CFM	2394	1986										
						BHP	0.10	0.12										
		TD-18E424	1/4	1160	75	CFM	2673	2322										
						BHP	0.13	0.15										
		TD-18E428	1/4	1160	75	CFM	2971	2573	1876									
						BHP	0.16	0.18	0.18									
		TD-18E432	1/4	1160	75	CFM	3250	2858	2171									
						BHP	0.21	0.22	0.21									
		TD-18E412	1/4	1750	84	CFM	2630	2378	2074	1661								
						BHP	0.23	0.24	0.25	0.25								
		TD-18E416	1/3	1750	86	CFM	3104	2900	2640	2248								
						BHP	0.29	0.30	0.32	0.33								
		TD-18E420	1/2	1750	85	CFM	3612	3376	3089	2729								
						BHP	0.34	0.37	0.39	0.41								
		TD-18E424	1/2	1750	85	CFM	4032	3836	3591	3219	2760							
	BHP					0.44	0.47	0.50	0.51	0.51								
	TD-18E428	3/4	1750	86	CFM	4482	4237	3963	3649	3186								
					BHP	0.56	0.58	0.60	0.62	0.62								
	TD-18E432	3/4	1750	86	CFM	4904	4677	4404	4014	3572								
					BHP	0.71	0.72	0.74	0.76	0.76								
8 BLADES "E" Prop	TD-18E812	1/4	1160	75	CFM	1670	1331										FEG56	
					BHP	0.09	0.10											
	TD-18E816	1/4	1160	76	CFM	2075	1765											
					BHP	0.11	0.13											
	TD-18E820	1/4	1160	76	CFM	2402	2140											
					BHP	0.14	0.16											
	TD-18E824	1/4	1160	77	CFM	2768	2524	2083										
					BHP	0.18	0.20	0.21										
	TD-18E828	1/4	1160	77	CFM	3133	2869	2468										
					BHP	0.22	0.25	0.27										
	TD-18E832	1/3	1160	77	CFM	3523	3221	2781										
BHP					0.28	0.31	0.33											

NOTES:

- Performance certified is for installation Type B: Free inlet, ducted outlet.
- Performance ratings do not include the effects of appurtenances (accessories).
- The sound power level ratings shown are in decibels, referred to 10⁻¹² watts calculated per AMCA Standard 301.
- Values shown are for inlet LwIA sound power levels for installation Type B: Free inlet, ducted outlet. Ratings do not include the effects of end correction.
- Sound power values shown are at the peak cataloged pressure for each RPM.

TD – Die Cast Aluminum Propeller

MODEL INFO			MOTOR HP	FAN RPM	LwIA		STATIC PRESSURE (IN. W.G.)											FAN EFF. GRADE
SIZE	NO. OF BLADES	CATALOG NUMBER					0.000	0.125	0.250	0.375	0.500	0.625	0.750	0.875	1.000	1.250	1.500	
18	Outlet Area: 1.82 ft²																	
	8 BLADES "E" Prop	TD-18E812	1/2	1750	86	CFM	2520	2325	2080	1826	1565							FEG56
						BHP	0.32	0.34	0.35	0.36	0.36							
		TD-18E816	1/2	1750	87	CFM	3131	2940	2727	2479	2155							
						BHP	0.38	0.42	0.44	0.46	0.46							
		TD-18E820	3/4	1750	89	CFM	3624	3470	3287	3041	2697							
						BHP	0.48	0.51	0.54	0.57	0.58							
		TD-18E824	3/4	1750	89	CFM	4176	4030	3860	3647	3338							
						BHP	0.61	0.65	0.68	0.71	0.73							
		TD-18E828	1	1750	89	CFM	4727	4565	4383	4174	3918	3433						
						BHP	0.76	0.81	0.85	0.89	0.92	0.93						
		TD-18E832	1	1750	89	CFM	5315	5129	4921	4684								
						BHP	0.95	1.00	1.05	1.09								
21	Outlet Area: 2.46 ft²																	
	5 BLADES "B" Prop	21B10510	1/4	1160	85	CFM	2376	2018	1582								FEG75	
						BHP	0.10	0.12	0.12									
		21B10515	1/4	1160	82	CFM	3138	2812	2385	1686								
						BHP	0.14	0.16	0.18	0.18								
		21B10520	1/4	1160	80	CFM	3881	3505	3070									
						BHP	0.20	0.22	0.24									
		21B10525	1/4	1160	75	CFM	4495	4097	3662	3104								
						BHP	0.24	0.28	0.31	0.33								
		21B10530	1/4	1160	74	CFM	5090	4672	4149									
						BHP	0.35	0.39	0.41									
		21B10510	1/2	1750	96	CFM	3584	3361	3117	2849	2563	2231	1852					
						BHP	0.36	0.38	0.39	0.41	0.41	0.41	0.40					
		21B10515	3/4	1750	92	CFM	4734	4530	4307	4060	3777	3436	2992	2435				
						BHP	0.50	0.53	0.56	0.58	0.61	0.62	0.62	0.60				
		21B10520	3/4	1750	90	CFM	5856	5615	5361	5093	4807	4476	4086					
						BHP	0.67	0.71	0.75	0.78	0.80	0.83	0.85					
		21B10525	1	1750	84	CFM	6781	6523	6256	5979	5693	5380	5018					
						BHP	0.84	0.90	0.95	1.00	1.05	1.09	1.12					
		21B10530	1 1/2	1750	85	CFM	7679	7415	7131	6820	6468	6085	5671					
						BHP	1.19	1.26	1.31	1.36	1.40	1.43	1.45					
	4 BLADES "E" Prop	TD-21E412	1/4	1160	75	CFM	2442	1882									FEG67	
						BHP	0.10	0.11										
		TD-21E416	1/4	1160	80	CFM	2967	2500	1635									
						BHP	0.12	0.14	0.14									
		TD-21E420	1/4	1160	79	CFM	3506	2979	2183									
						BHP	0.15	0.18	0.18									
		TD-21E424	1/4	1160	77	CFM	4009	3512	2819									
						BHP	0.20	0.23	0.24									
		TD-21E428	1/3	1160	77	CFM	4451	3934	3304									
BHP						0.27	0.29	0.30										
TD-21E432		1/2	1160	78	CFM	4906	4385	3680										
					BHP	0.34	0.36	0.38										
TD-21E412		1/3	1750	88	CFM	3684	3353											
					BHP	0.33	0.35											
TD-21E416		1/2	1750	90	CFM	4476	4198	3873	3462	2861								
					BHP	0.42	0.45	0.48	0.50	0.49								
TD-21E420		3/4	1750	89	CFM	5288	4944	4591	4214	3682								
					BHP	0.53	0.57	0.60	0.63	0.63								
TD-21E424	1	1750	87	CFM	6048	5743	5402	5006	4555	3859								
				BHP	0.70	0.75	0.79	0.81	0.83	0.82								
TD-21E428	1	1750	88	CFM	6715	6378	6030	5682	5279	4699								
				BHP	0.92	0.95	0.98	1.01	1.03	1.03								
TD-21E432	1 1/2	1750	89	CFM	7401	7078	6722	6316	5845	5281								
				BHP	1.18	1.21	1.24	1.27	1.29	1.28								

NOTES:

1. Performance certified is for installation Type B: Free inlet, ducted outlet.
2. Performance ratings do not include the effects of appurtenances (accessories).
3. The sound power level ratings shown are in decibels, referred to 10⁻¹² watts calculated per AMCA Standard 301.
4. Values shown are for inlet LwIA sound power levels for installation Type B: Free inlet, ducted outlet. Ratings do not include the effects of end correction.
5. Sound power values shown are at the peak cataloged pressure for each RPM.

TD – Die Cast Aluminum Propeller

MODEL INFO		MOTOR HP	FAN RPM	LwIA		STATIC PRESSURE (IN. W.G.)												FAN EFF. GRADE
SIZE	NO. OF BLADES					CATALOG NUMBER	0.000	0.125	0.250	0.375	0.500	0.625	0.750	0.875	1.000	1.250	1.500	
21	Outlet Area: 2.46 ft²																	
	8 BLADES "E" Prop	TD-21E812	1/4	1160	79	CFM	2344	1973	1536									FEG63
		BHP				0.15	0.16	0.17										
		TD-21E816	1/4	1160	81	CFM	2964	2624	2183									
		BHP				0.18	0.20	0.22										
		TD-21E820	1/3	1160	82	CFM	3543	3224	2771									
		BHP				0.22	0.26	0.28										
		TD-21E824	1/3	1160	80	CFM	4132	3835	3446									
		BHP				0.29	0.33	0.36										
		TD-21E828	1/2	1160	81	CFM	4726	4403	4012	3218								
		BHP				0.37	0.42	0.45	0.45									
		TD-21E832	3/4	1160	79	CFM	5310	4978	4572	3913								
		BHP				0.48	0.53	0.56	0.57									
		TD-21E812	3/4	1750	90	CFM	3537	3311	3055	2773	2497	2158						
		BHP				0.51	0.53	0.54	0.56	0.57	0.57							
TD-21E816	3/4	1750	91	CFM	4471	4259	4027	3770	3477	3119								
BHP				0.61	0.65	0.69	0.72	0.74	0.75									
TD-21E820	1	1750	93	CFM	5344	5148	4929	4678	4373	4004	3446							
BHP				0.77	0.82	0.87	0.91	0.94	0.96	0.94								
TD-21E824	1 1/2	1750	93	CFM	6234	6048	5845	5620	5361	5049	4618							
BHP				1.00	1.06	1.11	1.16	1.20	1.23	1.24								
TD-21E828	1 1/2	1750	91	CFM	7130	6926	6707	6468	6208	5915	5501	4706						
BHP				1.28	1.35	1.41	1.47	1.52	1.57	1.60	1.50							
24	Outlet Area: 3.21 ft²																	
	5 BLADES "B" Prop	24B10510	1/4	860	79	CFM	2791	2164									FEG80	
						BHP	0.08	0.09										
		24B10515	1/4	860	77	CFM	3611	3013	1950									
						BHP	0.11	0.13	0.13									
		24B10520	1/4	860	77	CFM	4428	3759	2820									
						BHP	0.15	0.17	0.19									
		24B10525	1/4	860	73	CFM	5094	4392	3465									
						BHP	0.19	0.23	0.24									
		24B10530	1/4	860	72	CFM	5687	4945										
						BHP	0.27	0.30										
		24B10510	1/4	1160	89	CFM	3764	3334	2819	2140								
						BHP	0.18	0.21	0.22	0.22								
		24B10515	1/3	1160	84	CFM	4871	4459	3966	3286								
						BHP	0.26	0.29	0.32	0.33								
		24B10520	1/2	1160	83	CFM	5973	5502	4968	4312								
						BHP	0.36	0.40	0.43	0.45								
		24B10525	1/2	1160	79	CFM	6871	6367	5823	5180								
						BHP	0.47	0.52	0.57	0.60								
		24B10530	3/4	1160	80	CFM	7671	7163	6546	5788								
						BHP	0.65	0.71	0.75	0.76								
		24B10510	3/4	1750	99	CFM	5679	5406	5114	4796	4453	4080	3643	3138				
						BHP	0.64	0.67	0.70	0.73	0.75	0.76	0.75	0.74				
		24B10515	1	1750	94	CFM	7348	7086	6807	6506	6179	5813	5382	4857	4190			
						BHP	0.89	0.93	0.98	1.03	1.07	1.10	1.13	1.14	1.11			
		24B10520	1 1/2	1750	93	CFM	9011	8709	8391	8056	7701	7319	6895	6419	5899			
						BHP	1.24	1.30	1.36	1.41	1.46	1.49	1.53	1.56	1.56			
24B10525	2	1750	89	CFM	10365	10038	9700	9350	8989	8613	8201	7729	7200					
				BHP	1.62	1.70	1.77	1.84	1.91	1.97	2.02	2.05	2.06					
24B10530	3	1750	90	CFM	11573	11250	10905	10534	10124	9662	9170	8638						
				BHP	2.24	2.33	2.41	2.48	2.54	2.58	2.61	2.62						

NOTES:

1. Performance certified is for installation Type B: Free inlet, ducted outlet.
2. Performance ratings do not include the effects of appurtenances (accessories).
3. The sound power level ratings shown are in decibels, referred to 10⁻¹² watts calculated per AMCA Standard 301.
4. Values shown are for inlet LwIA sound power levels for installation Type B: Free inlet, ducted outlet. Ratings do not include the effects of end correction.
5. Sound power values shown are at the peak cataloged pressure for each RPM.

TD – Die Cast Aluminum Propeller

MODEL INFO			MOTOR HP	FAN RPM	LwIA		STATIC PRESSURE (IN. W.G.)										FAN EFF. GRADE
SIZE	NO. OF BLADES	CATALOG NUMBER					0.000	0.125	0.250	0.375	0.500	0.625	0.750	0.875	1.000	1.250	
24	Outlet Area: 3.21 ft²																
	4 BLADES	"E" Prop	TD-24E412	1/4	860	72	CFM	2432	1368								
							BHP	0.05	0.05								
			TD-24E416	1/4	860	75	CFM	3033	2085								
							BHP	0.06	0.08								
			TD-24E420	1/4	860	74	CFM	3634	2666								
							BHP	0.09	0.10								
			TD-24E424	1/4	860	72	CFM	4242	3289								
							BHP	0.12	0.14								
			TD-24E428	1/4	1160	72	CFM	4706	3832								
							BHP	0.16	0.18								
			TD-24E432	1/4	1160	73	CFM	5218	4270								
							BHP	0.21	0.23								
			TD-24E412	1/4	1160	81	CFM	3280	2558								
							BHP	0.12	0.13								
			TD-24E416	1/4	1160	82	CFM	4091	3495	2607							
							BHP	0.16	0.18	0.19							
			TD-24E420	1/4	1160	82	CFM	4901	4209	3399							
							BHP	0.21	0.24	0.26							
			TD-24E424	1/3	1160	79	CFM	5721	5016	4292							
							BHP	0.29	0.33	0.35							
			TD-24E428	1/2	1160	83	CFM	6348	5681	5037	3936						
							BHP	0.40	0.43	0.45	0.45						
			TD-24E432	3/4	1160	85	CFM	7038	6350	5611	4550						
							BHP	0.52	0.56	0.58	0.56						
			TD-24E412	1/2	1750	93	CFM	4949	4526	4005	3478	2876					
							BHP	0.42	0.43	0.45	0.45	0.44					
			TD-24E416	3/4	1750	94	CFM	6172	5802	5393	4929	4338					
							BHP	0.54	0.58	0.62	0.64	0.65					
			TD-24E420	1	1750	94	CFM	7394	6891	6456	6064	5522	4777				
							BHP	0.72	0.78	0.83	0.86	0.88	0.87				
			TD-24E424	1	1750	89	CFM	8631	8157	7691	7245	6765	6216	5342			
							BHP	1.00	1.06	1.11	1.15	1.18	1.20	1.18			
			TD-24E428	1 1/2	1750	91	CFM	9576	9128	8690	8274	7861	7355	6693			
							BHP	1.36	1.41	1.46	1.50	1.54	1.57	1.57			
			TD-24E432	2	1750	94	CFM	10617	10169	9709	9241	8761	8201	7507			
							BHP	1.80	1.85	1.89	1.94	1.97	1.99	1.98			
	8 BLADES	"E" Prop	TD-24E812	1/4	860	77	CFM	2338	1764								
							BHP	0.08	0.09								
			TD-24E816	1/4	860	77	CFM	3005	2426								
							BHP	0.10	0.12								
			TD-24E820	1/4	860	78	CFM	3694	3137								
BHP							0.13	0.16									
TD-24E824			1/4	860	76	CFM	4355	3845									
						BHP	0.18	0.21									
TD-24E828			1/3	860	77	CFM	5022	4475	3550								
						BHP	0.23	0.27	0.29								
TD-24E832			1/2	860	76	CFM	5641	5121	4339								
						BHP	0.31	0.35	0.38								
TD-24E812			1/4	1160	84	CFM	3154	2747	2299								
						BHP	0.21	0.22	0.23								
TD-24E816			1/3	1160	84	CFM	4053	3687	3230	2571							
						BHP	0.25	0.28	0.30	0.32							
TD-24E820			1/2	1160	86	CFM	4982	4598	4141	3519							
						BHP	0.32	0.37	0.40	0.42							
TD-24E824			3/4	1160	86	CFM	5874	5514	5111	4605							
						BHP	0.43	0.49	0.53	0.56							
TD-24E828			3/4	1160	84	CFM	6773	6389	5954	5430							
						BHP	0.57	0.63	0.68	0.72							
TD-24E832			1	1160	83	CFM	7608	7245	6826	6320	5385						
						BHP	0.77	0.82	0.87	0.91	0.91						

NOTES:

- Performance certified is for installation Type B: Free inlet, ducted outlet.
- Performance ratings do not include the effects of appurtenances (accessories).
- The sound power level ratings shown are in decibels, referred to 10⁻¹² watts calculated per AMCA Standard 301.
- Values shown are for inlet LwIA sound power levels for installation Type B: Free inlet, ducted outlet. Ratings do not include the effects of end correction.
- Sound power values shown are at the peak cataloged pressure for each RPM.

PERFORMANCE DATA

TD – Die Cast Aluminum Propeller

MODEL INFO			MOTOR HP	FAN RPM	LwIA		STATIC PRESSURE (IN. W.G.)											FAN EFF. GRADE	
SIZE	NO. OF BLADES	CATALOG NUMBER					0.000	0.125	0.250	0.375	0.500	0.625	0.750	0.875	1.000	1.250	1.500		
24	Outlet Area: 3.21 ft²																		
	8 BLADES "E" Prop	TD-24E812	¾	1750	95	CFM	4758	4500	4225	3923	3629	3321						FEG71	
						BHP	0.71	0.73	0.76	0.77	0.79	0.79							
		TD-24E816	1	1750	96	CFM	6114	5884	5634	5361	5055	4720	4337	3767					
						BHP	0.87	0.92	0.97	1.00	1.03	1.06	1.09	1.08					
		TD-24E820	1½	1750	97	CFM	7516	7272	7012	6732	6428	6090	5695	5220					
						BHP	1.10	1.18	1.25	1.31	1.36	1.41	1.44	1.45					
		TD-24E824	2	1750	97	CFM	8862	8630	8387	8132	7862	7585	7276	6861					
						BHP	1.49	1.58	1.66	1.73	1.80	1.85	1.89	1.92					
		TD-24E828	3	1750	95	CFM	10218	9972	9712	9439	9148	8844	8515	8112	7478				
						BHP	1.95	2.04	2.14	2.22	2.30	2.38	2.44	2.49	2.49				
		TD-24E832	3	1750	94	CFM	11478	11246	11001	10740	10461	10161	9836	9467	8999				
						BHP	2.64	2.72	2.80	2.88	2.95	3.02	3.08	3.13	3.17				
30	Outlet Area: 5.03 ft²																		
	5 BLADES "B" Prop	30B10510	¼	860	84	CFM	6162	5308	4133								FEG80		
						BHP	0.21	0.25	0.26										
		30B10515	¼	860	80	CFM	7679	6781	5633										
						BHP	0.29	0.34	0.38										
		30B10520	⅓	860	79	CFM	9266	8268	7005										
						BHP	0.43	0.50	0.54										
		30B10525	½	860	80	CFM	10531	9444	8148										
						BHP	0.61	0.67	0.71										
		30B10530	¾	860	82	CFM	11398	10385	8944										
						BHP	0.81	0.87	0.88										
		30B10510	½	1160	92	CFM	8311	7705	7033	6230	5117								
						BHP	0.50	0.56	0.61	0.64	0.64								
		30B10515	¾	1160	87	CFM	10358	9717	9016	8219	7192	5607							
						BHP	0.71	0.78	0.85	0.91	0.95	0.90							
		30B10520	1	1160	87	CFM	12499	11793	11000	10077	9072	7905							
						BHP	1.06	1.16	1.24	1.29	1.33	1.33							
		30B10525	1½	1160	88	CFM	14204	13423	12583	11673	10544	9208							
						BHP	1.50	1.59	1.66	1.72	1.73	1.70							
		30B10530	2	1160	89	CFM	15375	14666	13850	12829	11568								
						BHP	1.99	2.08	2.15	2.17	2.15								
		30B10510	1½	1750	102	CFM	12539	12147	11740	11312	10866	10394	9876	9292	8624	6874			
						BHP	1.73	1.82	1.91	1.99	2.06	2.11	2.16	2.20	2.21	2.14			
		30B10515	2	1750	96	CFM	15626	15212	14782	14334	13867	13381	12864	12296	11657	10080			
						BHP	2.45	2.56	2.67	2.77	2.87	2.97	3.06	3.14	3.21	3.24			
		30B10520	3	1750	96	CFM	18856	18402	17927	17428	16901	16335	15727	15093	14443	13021			
						BHP	3.65	3.80	3.94	4.07	4.18	4.29	4.37	4.44	4.51	4.59			
		30B10525	5	1750	97	CFM	21429	20921	20398	19858	19298	18724	18130	17498	16795	15111			
						BHP	5.15	5.29	5.42	5.55	5.66	5.76	5.84	5.91	5.95	5.92			
		4 BLADES "E" Prop	TD-30E412	¼	860	81	CFM	5284	4409	3183									FEG71
							BHP	0.25	0.25	0.26									
			TD-30E416	⅓	860	83	CFM	6504	5653	4612									
							BHP	0.30	0.34	0.36									
			TD-30E420	½	860	81	CFM	7566	6832	5875									
							BHP	0.39	0.44	0.47									
			TD-30E424	¾	860	80	CFM	8765	7981	7003	5545								
							BHP	0.52	0.57	0.61	0.60								
			TD-30E428	¾	860	79	CFM	9988	9048	8091	6580								
							BHP	0.66	0.73	0.76	0.77								
			TD-30E432	1	860	82	CFM	10852	9986	8938	7554								
							BHP	0.83	0.90	0.93	0.93								
			TD-30E412	¾	1160	89	CFM	7127	6512	5812	4932	3835							
							BHP	0.61	0.61	0.63	0.64	0.61							
			TD-30E416	1	1160	90	CFM	8773	8149	7509	6796	5826							
							BHP	0.73	0.79	0.85	0.88	0.87							
		TD-30E420	1½	1160	91	CFM	10206	9683	9107	8468	7459	6406							
						BHP	0.96	1.03	1.09	1.13	1.15	1.15							
		TD-30E424	1½	1160	88	CFM	11823	11265	10649	9956	9108	8008							
						BHP	1.27	1.34	1.41	1.46	1.50	1.50							
	TD-30E428	2	1160	87	CFM	13472	12781	12077	11391	10581	9357	8299							
					BHP	1.63	1.73	1.81	1.85	1.88	1.89	1.87							

NOTES:

- Performance certified is for installation Type B: Free inlet, ducted outlet.
- Performance ratings do not include the effects of appurtenances (accessories).
- The sound power level ratings shown are in decibels, referred to 10⁻¹² watts calculated per AMCA Standard 301.
- Values shown are for inlet LwIA sound power levels for installation Type B: Free inlet, ducted outlet. Ratings do not include the effects of end correction.
- Sound power values shown are at the peak cataloged pressure for each RPM.

TD – Die Cast Aluminum Propeller

MODEL INFO			MOTOR HP	FAN RPM	Lw _{iA}		STATIC PRESSURE (IN. W.G.)											FAN EFF. GRADE		
SIZE	NO. OF BLADES	CATALOG NUMBER					0.000	0.125	0.250	0.375	0.500	0.625	0.750	0.875	1.000	1.250	1.500			
30	Outlet Area: 5.03 ft ²																			
	4 BLADES "E" Prop	TD-30E432	3	1160	90	CFM	14638	14018	13342	12589	11732	10722	9515					FEG71		
						BHP	2.05	2.14	2.21	2.27	2.29	2.29	2.26							
		TD-30E412	3	1750	101	CFM	10752	10358	9943	9505	9040	8534	7956	7333	6678					
						BHP	2.09	2.10	2.11	2.12	2.14	2.17	2.20	2.21	2.17					
		TD-30E416	3	1750	102	CFM	13235	12826	12410	11987	11563	11135	10678	10158	9567	8019				
						BHP	2.50	2.60	2.70	2.79	2.87	2.94	2.99	3.01	3.01	2.93				
		TD-30E420	5	1750	101	CFM	15396	15059	14708	14342	13958	13558	13144	12693	12150	10554				
						BHP	3.29	3.40	3.50	3.60	3.68	3.77	3.84	3.90	3.95	3.96				
		TD-30E424	5	1750	99	CFM	17836	17476	17101	16710	16300	15870	15417	14934	14408	13109	11621			
						BHP	4.37	4.48	4.58	4.68	4.78	4.87	4.95	5.02	5.08	5.18	5.13			
		8 BLADES "E" Prop	TD-30E812	1/2	860	82	CFM	5264	4770	4097	3301									FEG67
							BHP	0.44	0.45	0.47	0.46									
	TD-30E816		3/4	860	83	CFM	6360	5863	5264	4480										
						BHP	0.49	0.54	0.57	0.58										
	TD-30E820		3/4	860	85	CFM	7426	7021	6438	5376										
						BHP	0.58	0.64	0.68	0.71										
	TD-30E824		1	860	85	CFM	9057	8500	7898	7210										
						BHP	0.75	0.82	0.89	0.96										
	TD-30E828		1 1/2	860	83	CFM	10366	9914	9374	8639	7635									
						BHP	0.94	1.03	1.11	1.18	1.23									
	TD-30E832		1 1/2	860	84	CFM	11637	11062	10419	9687	8716									
						BHP	1.18	1.29	1.38	1.44	1.49									
	TD-30E812		1 1/2	1160	89	CFM	7100	6755	6357	5847	5357	4814	3991							
						BHP	1.07	1.09	1.12	1.14	1.15	1.14	1.10							
	TD-30E816		1 1/2	1160	91	CFM	8578	8223	7835	7405	6916	6348	5595							
						BHP	1.20	1.27	1.33	1.38	1.41	1.42	1.41							
	TD-30E820		2	1160	93	CFM	10017	9733	9408	9017	8436	7659	6668							
						BHP	1.42	1.50	1.57	1.64	1.70	1.73	1.73							
	TD-30E824		3	1160	93	CFM	12216	11811	11387	10942	10488	9993	9347	8345						
						BHP	1.84	1.94	2.04	2.13	2.23	2.32	2.37	2.35						
	TD-30E828		3	1160	91	CFM	13983	13658	13306	12918	12478	11940	11287	10539	9556					
BHP						2.32	2.43	2.54	2.65	2.76	2.86	2.95	3.02	3.02						
TD-30E832	5		1160	92	CFM	15696	15279	14839	14370	13869	13332	12725	11992							
					BHP	2.90	3.04	3.18	3.30	3.41	3.50	3.58	3.65							
TD-30E812	5	1750	101	CFM	10712	10491	10258	10011	9746	9454	9117	8759	8425	7796	6950					
				BHP	3.67	3.71	3.75	3.78	3.82	3.85	3.89	3.92	3.94	3.96	3.88					
TD-30E816	5	1750	103	CFM	12941	12711	12472	12225	11968	11699	11417	11119	10840	10114	9311					
				BHP	4.11	4.22	4.33	4.42	4.52	4.60	4.68	4.74	4.79	4.87	4.89					
TD-30E820	5	1750	104	CFM	15111	14929	14738	14535	14319	14087										
				BHP	4.88	5.00	5.11	5.23	5.34	5.44										

NOTES:

1. Performance certified is for installation Type B: Free inlet, ducted outlet.
2. Performance ratings do not include the effects of appurtenances (accessories).
3. The sound power level ratings shown are in decibels, referred to 10⁻¹² watts calculated per AMCA Standard 301.
4. Values shown are for inlet Lw_{iA} sound power levels for installation Type B: Free inlet, ducted outlet. Ratings do not include the effects of end correction.
5. Sound power values shown are at the peak cataloged pressure for each RPM.

PERFORMANCE DATA

TD – Die Cast Aluminum Propeller

MODEL INFO			MOTOR HP	FAN RPM	LwIA		STATIC PRESSURE (IN. W.G.)											FAN EFF. GRADE	
SIZE	NO. OF BLADES	CATALOG NUMBER					0.000	0.125	0.250	0.375	0.500	0.625	0.750	0.875	1.000	1.250	1.500		
36	Outlet Area: 7.27 ft²																		
	6 BLADES "B" Prop	36B20610	1/2	860	87	CFM	6985	5998	4858	3404	1577							FEG80	
						BHP	0.36	0.37	0.36	0.33	0.27								
		36B20615	3/4	860	86	CFM	9587	8528	7277	5749									
						BHP	0.50	0.58	0.59	0.58									
		36B20620	1	860	83	CFM	12189	11091	9795	8223									
						BHP	0.71	0.81	0.86	0.86									
		36B20625	1 1/2	860	81	CFM	14791	13670	12359	10788	8814								
						BHP	0.97	1.08	1.15	1.19	1.16								
		36B20630	1 1/2	860	81	CFM	16828	15589	14095	12388									
						BHP	1.39	1.47	1.52	1.52									
		36B20610	1	1160	93	CFM	9422	8711	7948	7122	6215	5177	3845	2466	1268				
						BHP	0.87	0.90	0.91	0.90	0.89	0.85	0.77	0.68	0.57				
		36B20615	1 1/2	1160	93	CFM	12932	12172	11348	10440	9442	8320	6978	4445					
						BHP	1.24	1.35	1.42	1.45	1.46	1.43	1.37	1.17					
		36B20620	3	1160	91	CFM	16441	15652	14800	13862	12826	11671	10354	8545					
						BHP	1.75	1.89	2.00	2.08	2.12	2.13	2.09	1.98					
		36B20625	5	1160	89	CFM	19951	19144	18276	17329	16280	15126	13830	12334					
						BHP	2.39	2.54	2.67	2.78	2.86	2.91	2.91	2.87					
		36B20630	5	1160	89	CFM	22698	21810	20846	19775	18563	17307	15948	14431					
						BHP	3.41	3.53	3.63	3.70	3.73	3.74	3.72	3.68					
		36B20610	5	1750	106	CFM	14214	13751	13275	12785	12278	11753	11210	10645	10056	8796	7297		
						BHP	3.00	3.04	3.07	3.09	3.11	3.12	3.12	3.10	3.08	3.00	2.85		
		36B20615	7 1/2	1750	104	CFM	19509	19016	18506	17979	17432	16860	16263	15642	14995	13604	12050		
						BHP	4.25	4.42	4.58	4.72	4.83	4.91	4.96	5.00	5.01	4.98	4.88		
		36B20620	7 1/2	1750	100	CFM	24803	24291	23762	23216	22649	22060	21444	20799	20126	18688	17094		
						BHP	6.01	6.23	6.44	6.63	6.80	6.95	7.06	7.16	7.23	7.31	7.29		
		36B20625	10	1750	95	CFM	30098	29573	29033	28475	27899	27302	26680	26028	25347	23897	22310		
						BHP	8.19	8.43	8.65	8.87	9.07	9.25	9.42	9.57	9.70	9.90	10.00		
	4 BLADES "E" Prop	TD-36E412	1/2	860	84	CFM	7370	5968	4321									FEG75	
						BHP	0.40	0.40	0.38										
		TD-36E416	1/2	860	87	CFM	9167	8053	6473										
						BHP	0.47	0.53	0.53										
		TD-36E420	3/4	860	87	CFM	11425	10342	8808	6497									
						BHP	0.61	0.69	0.73	0.72									
		TD-36E424	1	860	85	CFM	13358	12183	10852	8814									
						BHP	0.82	0.90	0.98	0.99									
		TD-36E428	1 1/2	860	83	CFM	15168	14059	12750	11128									
						BHP	1.08	1.18	1.26	1.30									
		TD-36E432	1 1/2	860	84	CFM	16782	15617	14317	12694									
						BHP	1.39	1.50	1.57	1.61									
		TD-36E412	1	1160	92	CFM	9941	8848	7852	6623	5326								
						BHP	0.98	0.96	0.97	0.96	0.94								
		TD-36E416	1 1/2	1160	94	CFM	12364	11568	10703	9682	8147								
						BHP	1.15	1.125	1.30	1.31	1.29								
		TD-36E420	2	1160	95	CFM	15411	14656	13780	12670	11406	9741							
						BHP	1.51	1.61	1.70	1.76	1.81	1.80							
		TD-36E424	3	1160	97	CFM	18017	17169	16265	15307	14210	12762	10623						
						BHP	2.01	2.12	2.22	2.33	2.42	2.46	2.35						
		TD-36E428	3	1160	91	CFM	20459	19663	18802	17858	16801	15616	14076						
						BHP	2.65	2.79	2.92	3.03	3.11	3.17	3.19						
		TD-36E432	5	1160	94	CFM	22636	21793	20899	19948	18934	17757	16263	14156					
						BHP	3.42	3.57	3.70	3.81	3.88	3.93	3.97	3.83					
		TD-36E412	5	1750	105	CFM	14998	14246	13536	12883	12239	11495	10659	9853	9035				
						BHP	3.35	3.31	3.30	3.31	3.33	3.33	3.31	3.27	3.23				
		TD-36E416	5	1750	106	CFM	18653	18138	17604	17047	16470	15877	15234	14457	13466	11296			
						BHP	3.94	4.11	4.25	4.36	4.44	4.48	4.49	4.50	4.49	4.37			
	TD-36E420	7 1/2	1750	109	CFM	23249	22766	22256	21714	21131	20492	19768	18975	18158	16348	13852			
					BHP	5.18	5.34	5.49	5.64	5.77	5.89	5.99	6.07	6.14	6.22	6.13			
	TD-36E424	10	1750	105	CFM	27181	26629	26061	25478	24878	24259	23629	22979	22288	20655	18515			
					BHP	6.90	7.06	7.23	7.39	7.55	7.71	7.87	8.03	8.18	8.39	8.40			
	TD-36E428	10	1750	104	CFM	30865	30348	29814	29262	28691	28097	27477	26828	26144	24661	23030			
					BHP	9.08	9.31	9.53	9.74	9.93	10.11	10.28	10.43	10.56	10.77	10.93			

NOTES:

1. Performance certified is for installation Type B: Free inlet, ducted outlet.
2. Performance ratings do not include the effects of appurtenances (accessories).
3. The sound power level ratings shown are in decibels, referred to 10⁻¹² watts calculated per AMCA Standard 301.
4. Values shown are for inlet LwIA sound power levels for installation Type B: Free inlet, ducted outlet. Ratings do not include the effects of end correction.
5. Sound power values shown are at the peak cataloged pressure for each RPM.

TD – Die Cast Aluminum Propeller

MODEL INFO			MOTOR HP	FAN RPM	LwIA		STATIC PRESSURE (IN. W.G.)										FAN EFF. GRADE	
SIZE	NO. OF BLADES	CATALOG NUMBER					0.000	0.125	0.250	0.375	0.500	0.625	0.750	0.875	1.000	1.250		1.500
36	Outlet Area: 7.27 ft²																	
	8 BLADES "E" Prop	TD-36E812	¾	860	87	CFM	6990	6137	5298	4328								FEG71
		BHP	0.67	0.69	0.69	0.70												
		TD-36E816	1	860	87	CFM	9166	8387	7549	6499	5281							
		BHP	0.77	0.82	0.86	0.89	0.91											
		TD-36E820	1½	860	90	CFM	11294	10698	9960	8923	7536							
		BHP	0.94	1.02	1.10	1.17	1.20											
		TD-36E824	1½	860	92	CFM	13857	13161	12342	11284	10025							
		BHP	1.19	1.32	1.43	1.53	1.57											
		TD-36E828	2	860	88	CFM	15974	15354	14633	13727	12373							
		BHP	1.52	1.66	1.79	1.91	1.99											
		TD-36E832	3	860	87	CFM	18105	17459	16715	15800	14520							
		BHP	2.03	2.21	2.36	2.48	2.54											
		TD-36E812	2	1160	93	CFM	9428	8790	8166	7548	6914	6200	5444	4712				
		BHP	1.65	1.67	1.68	1.68	1.69	1.71	1.71	1.69								
		TD-36E816	3	1160	94	CFM	12363	11795	11203	10591	9935	9157	8298	7384				
		BHP	1.89	1.97	2.04	2.09	2.13	2.17	2.21	2.22								
		TD-36E820	3	1160	98	CFM	15234	14809	14341	13817	13190	12415	11562	10535				
		BHP	2.30	2.41	2.53	2.64	2.74	2.84	2.90	2.94								
		TD-36E824	5	1160	100	CFM	18691	18191	17651	17060	16394	15612	14746	13817				
BHP		2.92	3.09	3.26	3.42	3.57	3.70	3.80	3.86									
TD-36E828	5	1160	98	CFM	21546	21100	20621	20099	19521	18859	18064	17055	15368					
BHP	3.73	3.92	4.11	4.29	4.46	4.62	4.77	4.88	4.85									
TD-36E832	7½	1160	95	CFM	24420	23955	23457	22918	22325	21657	20862	19890	18663					
BHP	4.99	5.23	5.45	5.67	5.86	6.03	6.15	6.23	6.28									
TD-36E812	7½	1750	107	CFM	14224	13799	13377	12959	12545	12137	11730	11315	10898	10034	9027			
BHP	5.66	5.70	5.74	5.76	5.78	5.78	5.78	5.79	5.80	5.84	5.88							
TD-36E816	7½	1750	108	CFM	18652	18279	17900	17515	17122	16721	16317	15907	15484	14552	13465			
BHP	6.49	6.61	6.73	6.83	6.94	7.03	7.11	7.18	7.24	7.37	7.50							
TD-36E820	10	1750	109	CFM	22983	22707	22422	22124	21814	21488	21144	20780	20386	19461	18391			
BHP	7.88	8.06	8.24	8.41	8.59	8.76	8.93	9.09	9.25	9.56	9.82							
TD-36E824	10	1750	108	CFM	28198	27873	27538	27191										
BHP	10.02	10.29	10.55	10.81														
42	Outlet Area: 9.85 ft²																	
	4 BLADES "B" Prop	42B30410	1	860	91	CFM	12260	10914	9282	7011								FEG80
		BHP	0.64	0.67	0.69	0.66												
		42B30415	1½	860	88	CFM	15864	14404	12743									
		BHP	0.98	1.04	1.08													
		42B30420	2	860	86	CFM	19509	17937	16234	14286								
		BHP	1.41	1.49	1.55	1.57												
		42B30425	3	860	86	CFM	23084	21442	19720	17833	15549							
		BHP	1.94	2.04	2.12	2.17	2.16											
		42B30430	3	860	86	CFM	25814	24056	22164	19814								
		BHP	2.66	2.72	2.77	2.76												
		42B30410	2	1160	98	CFM	16537	15576	14524	13349	12013	10353	8253					
		BHP	1.57	1.62	1.66	1.69	1.68	1.65	1.58									
		42B30415	3	1160	96	CFM	21397	20344	19219	18017	16701	15218						
		BHP	2.42	2.49	2.56	2.63	2.66	2.65										
		42B30420	5	1160	95	CFM	26315	25171	23974	22729	21405	19978	18335	16326				
		BHP	3.47	3.57	3.66	3.75	3.82	3.85	3.84	3.78								
		42B30425	7½	1160	95	CFM	31137	29934	28694	27426	26118	24720	23230	21495	19459			
		BHP	4.77	4.91	5.04	5.14	5.23	5.30	5.33	5.31	5.24							
		42B30430	7½	1160	94	CFM	34819	33542	32200	30811	29349	27631	25519					
BHP		6.53	6.61	6.69	6.75	6.81	6.80	6.71										

NOTES:

- Performance certified is for installation Type B: Free inlet, ducted outlet.
- Performance ratings do not include the effects of appurtenances (accessories).
- The sound power level ratings shown are in decibels, referred to 10⁻¹² watts calculated per AMCA Standard 301.
- Values shown are for inlet LwIA sound power levels for installation Type B: Free inlet, ducted outlet. Ratings do not include the effects of end correction.
- Sound power values shown are at the peak cataloged pressure for each RPM.

TD – Die Cast Aluminum Propeller

MODEL INFO			MOTOR HP	FAN RPM	LwIA		STATIC PRESSURE (IN. W.G.)											FAN EFF. GRADE
SIZE	NO. OF BLADES	CATALOG NUMBER					0.000	0.125	0.250	0.375	0.500	0.625	0.750	0.875	1.000	1.250	1.500	
42	Outlet Area: 9.85 ft²																	
	4 BLADES "E" Prop	TD-42E412	1½	860	92	CFM	13701	12433	11042	9311							FEG71	
						BHP	1.20	1.21	1.23	1.25								
		TD-42E416	2	860	92	CFM	16907	15708	14462	13039								
						BHP	1.43	1.56	1.65	1.70								
		TD-42E420	3	860	93	CFM	20014	18981	17826	16504	14519	12390						
						BHP	1.88	2.02	2.13	2.22	2.26	2.24						
		TD-42E424	3	860	91	CFM	23240	22124	20901	19541	17884	15703						
						BHP	2.50	2.64	2.76	2.88	2.96	2.97						
		TD-42E428	5	860	89	CFM	26459	25165	23820	22466	20911	18644						
						BHP	3.22	3.42	3.58	3.67	3.73	3.76						
		TD-42E432	5	860	92	CFM	28884	27676	26366	24924	23296	21352	18959					
						BHP	4.07	4.25	4.40	4.51	4.57	4.59	4.53					
		TD-42E412	3	1160	99	CFM	18480	17558	16592	15584	14472	13175	11812					
						BHP	2.94	2.95	2.96	2.99	3.03	3.07	3.03					
		TD-42E416	5	1160	100	CFM	22804	21926	20123	20099	19163	18129	16884	15391				
						BHP	3.50	3.69	3.85	3.99	4.09	4.17	4.18	4.14				
		TD-42E420	7½	1160	100	CFM	26996	26247	25456	24613	23713	22745	21632	20090	18393			
						BHP	4.61	4.80	4.98	5.14	5.28	5.40	5.50	5.55	5.55			
		TD-42E424	7½	1160	97	CFM	31347	30536	29686	28791	27843	26842	25755	24512	23012			
						BHP	6.13	6.32	6.50	6.68	6.84	6.99	7.13	7.24	7.31			
		TD-42E428	10	1160	97	CFM	35689	34737	33766	32775	31765	30767	29734	28575	27095			
						BHP	7.89	8.18	8.43	8.66	8.84	8.96	9.06	9.14	9.21			
		TD-42E432	10	1160	99	CFM	38960	38079	37161	36201	35192							
						BHP	9.98	10.24	10.47	10.68	10.87							
		8 BLADES "E" Prop	TD-42E812	3	860	91	CFM	13489	12777	11965	10982	10054						
	BHP						2.09	2.13	2.18	2.21	2.23							
	TD-42E816		3	860	93	CFM	16624	15907	15131	14279	13323	12204	10768					
						BHP	2.35	2.50	2.63	2.71	2.75	2.78	2.77					
	TD-42E820		5	860	95	CFM	19679	19113	18470	17706	16622	15211	13503					
						BHP	2.80	2.96	3.10	3.24	3.36	3.44	3.46					
	TD-42E824		5	860	96	CFM	24039	23266	22450	21581	20667	19659	18398	16578				
						BHP	3.61	3.82	4.01	4.21	4.39	4.57	4.68	4.67				
	TD-42E828		7½	860	94	CFM	27566	26931	26242	25483	24626	23589	22315	20779	18676			
						BHP	4.57	4.80	5.02	5.24	5.45	5.65	5.82	5.95	5.93			
	TD-42E832		7½	860	94	CFM	31022	30248	29425	28541	27581	26529	25328	23865				
						BHP	5.79	6.08	6.36	6.61	6.83	7.01	7.15	7.27				
	TD-42E812		5	1160	99	CFM	18195	17680	17133	16544	15891	15155	14424	13749	13049			
						BHP	5.12	5.19	5.25	5.31	5.36	5.41	5.44	5.47	5.48			
	TD-42E816		7½	1160	101	CFM	22423	21900	21355	20787	20190	19561	18894	18179	17406	15586		
						BHP	5.77	5.98	6.18	6.35	6.50	6.61	6.68	6.72	6.77	6.82		
	TD-42E820		10	1160	104	CFM	26544	26135	25700	25233	24724	24163	23515	22688	21670	19459		
						BHP	6.88	7.09	7.29	7.49	7.68	7.87	8.04	8.20	8.33	8.48		
	TD-42E824		10	1160	102	CFM	32424	31858	31276	30675	30055	29412	28748	28069	27360			
						BHP	8.87	9.14	9.42	9.68	9.95	10.20	10.46	10.71	10.96			

NOTES:

- Performance certified is for installation Type B: Free inlet, ducted outlet.
- Performance ratings do not include the effects of appurtenances (accessories).
- The sound power level ratings shown are in decibels, referred to 10⁻¹² watts calculated per AMCA Standard 301.
- Values shown are for inlet LwIA sound power levels for installation Type B: Free inlet, ducted outlet. Ratings do not include the effects of end correction.
- Sound power values shown are at the peak cataloged pressure for each RPM.

TD – Die Cast Aluminum Propeller

MODEL INFO			MOTOR HP	FAN RPM	LwIA		STATIC PRESSURE (IN. W.G.)											FAN EFF. GRADE
SIZE	NO. OF BLADES	CATALOG NUMBER					0.000	0.125	0.250	0.375	0.500	0.625	0.750	0.875	1.000	1.250	1.500	
48	Outlet Area: 12.90 ft²																	
	4 BLADES "B" Prop	48B30410	1½	860	94	CFM	17012	15311	13181	10539							FEG75	
						BHP	1.09	1.12	1.13	1.09								
		48B30415	2	860	91	CFM	22171	20354	18159									
						BHP	1.67	1.72	1.78									
		48B30420	3	860	90	CFM	27339	25424	23211	20788								
						BHP	2.39	2.47	2.53	2.55								
		48B30425	5	860	88	CFM	32492	30501	28280	25849	23184							
						BHP	3.26	3.36	3.43	3.47	3.48							
		48B30430	5	860	90	CFM	36129	34039	31639	28734								
						BHP	4.50	4.55	4.57	4.53								
		48B30410	3	1160	101	CFM	22946	21748	20389	18815	17171	15249	12871					
						BHP	2.67	2.72	2.77	2.79	2.76	2.71	2.62					
		48B30415	5	1160	99	CFM	29905	28609	27185	25582	23873	22098						
						BHP	4.09	4.17	4.24	4.32	4.36	4.33						
		48B30420	7½	1160	97	CFM	36875	35498	34017	32405	30671	28881	26993	24776				
						BHP	5.87	5.97	6.07	6.16	6.24	6.27	6.25	6.19				
		48B30425	10	1160	96	CFM	43826	42385	40859	39234	37512	35709	33856	31874	29561			
						BHP	8.00	8.14	8.27	8.37	8.44	8.49	8.53	8.54	8.48			
	4 BLADES "E" Prop	TD-48E412	2	860	94	CFM	17470	15508	13704	11489							FEG75	
						BHP	1.68	1.65	1.67	1.64								
		TD-48E416	3	860	95	CFM	21729	20296	18734	16853	14039							
						BHP	1.97	2.15	2.24	2.25	2.21							
		TD-48E420	3	860	96	CFM	27081	25722	24135	22115	19816	16697						
						BHP	2.59	2.77	2.93	3.03	3.10	3.08						
		TD-48E424	5	860	93	CFM	31663	30137	28506	26777	24765	22074						
						BHP	3.45	3.64	3.83	4.02	4.17	4.22						
		TD-48E428	5	860	92	CFM	35953	34520	32968	31260	29339	27184						
						BHP	4.54	4.80	5.03	5.22	5.35	5.46						
		TD-48E432	7½	860	93	CFM	39779	38262	36651	34935	33096	30933	28148					
						BHP	5.87	6.13	6.36	6.54	6.67	6.76	6.80					
		TD-48E412	5	1160	100	CFM	23564	22066	20681	19397	17905	16235	14614	12839				
						BHP	4.11	4.06	4.05	4.08	4.08	4.05	3.97	3.95				
		TD-48E416	7½	1160	102	CFM	29309	28267	27174	26023	24830	23484	21680	19562	17355			
						BHP	4.84	5.09	5.30	5.44	5.50	5.51	5.52	5.46	5.34			
		TD-48E420	7½	1160	104	CFM	36528	35550	34498	33352	32067	30569	28943	27236	25285			
						BHP	6.36	6.61	6.84	7.06	7.24	7.39	7.51	7.60	7.64			
	TD-48E424	10	1160	103	CFM	42708	41592	40438	39240	37997	36722	35374	33866	32097	27284			
					BHP	8.46	8.72	8.98	9.23	9.48	9.74	9.98	10.18	10.32	10.14			
	8 BLADES "E" Prop	TD-48E812	3	860	95	CFM	16569	15422	14300	13186	12043	10732	9397				FEG71	
						BHP	2.83	2.87	2.89	2.89	2.91	2.94	2.93					
		TD-48E816	5	860	96	CFM	21726	20705	19638	18536	17343	15918	14362	12707				
						BHP	3.24	3.38	3.50	3.59	3.66	3.74	3.80	3.82				
		TD-48E820	5	860	99	CFM	26772	26006	25162	24211	23062	21648	20089	18144				
						BHP	3.94	4.15	4.35	4.55	4.73	4.89	5.00	5.05				
		TD-48E824	7½	860	100	CFM	32847	31946	30972	29904	28690	27262	25694	23980				
						BHP	5.01	5.32	5.62	5.89	6.15	6.37	6.54	6.63				
		TD-48E828	10	860	100	CFM	37863	37061	36196	35253	34203	32992	31523	29606	26330			
						BHP	6.40	6.74	7.07	7.38	7.69	7.97	8.22	8.39	8.29			
		TD-48E832	10	860	97	CFM	42915	42077	41179	40204	39129	37909	36442	34641	32292			
						BHP	8.57	8.99	9.38	9.75	10.10	10.39	10.59	10.71	10.79			
		TD-48E812	7½	1160	102	CFM	22349	21494	20649	19813	18993	18170	17332	16486	15590	13537		11621
						BHP	6.95	7.01	7.06	7.09	7.10	7.10	7.11	7.14	7.17	7.22		7.14
		TD-48E816	10	1160	104	CFM	29305	28555	27787	27001	26196	25381	24544	23654	22670	20442		18055
						BHP	7.96	8.15	8.33	8.49	8.64	8.76	8.86	8.96	9.07	9.26		9.36
		TD-48E820	10	1160	106	CFM	36111	35554	34970	34353	33699							
						BHP	9.67	9.96	10.23	10.51	10.77							

NOTES:

1. Performance certified is for installation Type B: Free inlet, ducted outlet.
2. Performance ratings do not include the effects of appurtenances (accessories).
3. The sound power level ratings shown are in decibels, referred to 10⁻¹² watts calculated per AMCA Standard 301.
4. Values shown are for inlet LwIA sound power levels for installation Type B: Free inlet, ducted outlet. Ratings do not include the effects of end correction.
5. Sound power values shown are at the peak cataloged pressure for each RPM.

PERFORMANCE DATA

TB – Die Cast Aluminum Propeller

MODEL INFO			MOTOR HP	FAN RPM	LwIA		STATIC PRESSURE (IN. W.G.)											FAN EFF. GRADE
SIZE	NO. OF BLADES	CATALOG NUMBER					0.000	0.125	0.250	0.375	0.500	0.625	0.750	0.875	1.000	1.250	1.500	
14	Outlet Area: 1.11 ft²																	
	5 BLADES "B" Prop	14B10520	1/4	2094	82	CFM	1885	1788	1683	1566	1438							FEG60
						BHP	0.22	0.24	0.25	0.26	0.27							
		14B10525	1/4	1909	79	CFM	2016	1910	1789	1647	1478							
						BHP	0.22	0.23	0.25	0.26	0.27							
		14B10530	1/4	1762	78	CFM	2132	2003	1847	1648	1380							
						BHP	0.24	0.25	0.26	0.27	0.27							
		14B10520	1/3	2297	84	CFM	2067	1980	1886	1784	1674	1553						
						BHP	0.29	0.31	0.32	0.33	0.34	0.36						
		14B10525	1/3	2094	81	CFM	2211	2116	2010	1889	1751	1587						
						BHP	0.29	0.31	0.32	0.34	0.35	0.36						
		14B10530	1/3	1933	79	CFM	2339	2223	2089	1925	1717							
						BHP	0.31	0.33	0.34	0.36	0.36							
		14B10520	1/2	2638	87	CFM	2374	2299	2220	2135	2045	1950	1848	1736				
						BHP	0.45	0.46	0.48	0.49	0.51	0.52	0.53	0.54				
		14B10525	1/2	2405	84	CFM	2540	2457	2369	2272	2165	2046	1915	1758				
						BHP	0.44	0.46	0.48	0.49	0.51	0.53	0.54	0.55				
		14B10530	1/2	2220	82	CFM	2686	2587	2477	2351	2204	2030	1819					
						BHP	0.47	0.49	0.51	0.53	0.54	0.55	0.55					
		14B10520	3/4	3020	91	CFM	2718	2653	2585	2514	2439	2361	2279	2193	2103	1893		
						BHP	0.67	0.69	0.71	0.72	0.74	0.76	0.77	0.78	0.80	0.82		
		14B10525	3/4	2753	86	CFM	2907	2836	2760	2680	2594	2501	2401	2293	2174			
						BHP	0.66	0.68	0.70	0.72	0.74	0.76	0.78	0.80	0.81			
		14B10530	3/4	2541	85	CFM	3075	2989	2896	2795	2683	2555	2413	2240	2056			
						BHP	0.71	0.73	0.75	0.77	0.79	0.80	0.82	0.82	0.82			
	4 BLADES "E" Prop	TB-14E432	1/4	1680	80	CFM	2105	1864										N/A
						BHP	0.25	0.25										
		TB-14E428	1/4	1780	81	CFM	2058	1884	1630									
						BHP	0.24	0.25	0.25									
		TB-14E420	1/4	1994	82	CFM	1948	1815	1629	1366								
						BHP	0.22	0.23	0.25	0.25								
		TB-14E432	1/3	1849	83	CFM	2317	2102	1821									
						BHP	0.33	0.33	0.33									
		TB-14E428	1/3	1957	83	CFM	2262	2108	1910									
						BHP	0.32	0.33	0.33									
		TB-14E420	1/3	2197	85	CFM	2146	2028	1879	1670								
						BHP	0.29	0.31	0.32	0.33								
		TB-14E432	1/2	2116	86	CFM	2651	2469	2256									
						BHP	0.49	0.50	0.50									
		TB-14E428	1/2	2242	87	CFM	2592	2460	2304	2102								
						BHP	0.48	0.49	0.50	0.50								
		TB-14E420	1/2	2518	88	CFM	2460	2359	2242	2091	1903	1645						
						BHP	0.44	0.46	0.48	0.49	0.50	0.49						
		TB-14E432	3/4	2422	90	CFM	3035	2878	2701	2500								
						BHP	0.73	0.74	0.75	0.75								
		TB-14E428	3/4	2566	90	CFM	2966	2854	2726	2579	2390							
						BHP	0.72	0.73	0.74	0.75	0.75							
		TB-14E420	3/4	2880	92	CFM	2814	2727	2630	2520	2380	2215	2034					
						BHP	0.66	0.69	0.70	0.72	0.74	0.75	0.75					
	8 BLADES "E" Prop	TB-14E832	1/4	1547	80	CFM	1954	1738										N/A
						BHP	0.24	0.25										
		TB-14E832	1/3	1702	83	CFM	2150	1968										
						BHP	0.32	0.33										
		TB-14E832	1/2	1946	86	CFM	2458	2309	2023									
						BHP	0.48	0.50	0.49									
		TB-14E832	3/4	2230	90	CFM	2816	2692	2522									
						BHP	0.73	0.74	0.75									

NOTES:

1. Performance certified is for installation Type B: Free inlet, ducted outlet.
2. Power rating (BHP) does not include transmission losses.
3. Performance ratings do not include the effects of appurtenances (accessories).
4. The sound power level ratings shown are in decibels, referred to 10⁻¹² watts calculated per AMCA Standard 301.
5. Values shown are for inlet LwIA sound power levels for installation Type B: Free inlet, ducted outlet. Ratings do not include the effects of end correction.
6. Sound power values shown are at the peak cataloged pressure for each RPM.

TB – Die Cast Aluminum Propeller

MODEL INFO			MOTOR HP	FAN RPM	LwIA		STATIC PRESSURE (IN. W.G.)											FAN EFF. GRADE
SIZE	NO. OF BLADES	CATALOG NUMBER					0.000	0.125	0.250	0.375	0.500	0.625	0.750	0.875	1.000	1.250	1.500	
16	Outlet Area: 1.44 ft²																	
	5 BLADES "B" Prop	16B10520	1/4	1741	83	CFM	2376	2233	2073	1892	1675							FEG63
						BHP	0.22	0.24	0.25	0.26	0.27							
		16B10525	1/4	1585	78	CFM	2526	2365	2179	1960	1681							
						BHP	0.22	0.24	0.25	0.27	0.28							
		16B10530	1/4	1458	76	CFM	2655	2456	2206	1879								
						BHP	0.24	0.25	0.27	0.27								
		16B10520	1/3	1910	86	CFM	2607	2478	2336	2179	2006	1796						
						BHP	0.30	0.31	0.33	0.34	0.35	0.36						
		16B10525	1/3	1739	80	CFM	2772	2627	2464	2277	2059							
						BHP	0.29	0.31	0.33	0.34	0.36							
		16B10530	1/3	1600	78	CFM	2914	2735	2523	2259	1944							
						BHP	0.31	0.33	0.35	0.36	0.36							
		16B10520	1/2	2194	88	CFM	2995	2884	2765	2636	2497	2348	2179					
						BHP	0.45	0.47	0.49	0.50	0.52	0.53	0.54					
		16B10525	1/2	1997	83	CFM	3183	3058	2923	2773	2607	2422	2200					
						BHP	0.43	0.46	0.48	0.50	0.52	0.54	0.55					
		16B10530	1/2	1837	81	CFM	3345	3192	3021	2819	2581	2306						
						BHP	0.47	0.49	0.52	0.53	0.54	0.55						
		16B10520	3/4	2511	90	CFM	3428	3331	3230	3122	3009	2888	2760	2625	2471			
						BHP	0.67	0.69	0.72	0.74	0.75	0.77	0.79	0.80	0.82			
		16B10525	3/4	2286	86	CFM	3644	3536	3421	3298	3165	3021	2865	2689	2491			
						BHP	0.65	0.68	0.71	0.73	0.76	0.78	0.80	0.82	0.83			
		16B10530	3/4	2103	84	CFM	3830	3698	3554	3396	3214	3009	2767	2532				
						BHP	0.71	0.73	0.76	0.78	0.80	0.81	0.82	0.82				
	4 BLADES "E" Prop	TB-16E432	1/4	1410	78	CFM	2655	2368										FEG50
						BHP	0.24	0.25										
		TB-16E428	1/4	1500	79	CFM	2589	2348	1983									
						BHP	0.23	0.25	0.25									
		TB-16E420	1/4	1710	82	CFM	2421	2234	1957									
						BHP	0.22	0.24	0.25									
		TB-16E432	1/3	1550	81	CFM	2919	2668	2271									
						BHP	0.32	0.33	0.33									
		TB-16E428	1/3	1651	82	CFM	2850	2637	2355									
						BHP	0.31	0.33	0.33									
		TB-16E420	1/3	1882	84	CFM	2665	2499	2278	1977								
						BHP	0.29	0.31	0.33	0.33								
		TB-16E432	1/2	1775	85	CFM	3342	3132	2848									
						BHP	0.48	0.49	0.50									
		TB-16E428	1/2	1890	88	CFM	3262	3081	2864	2569								
BHP						0.47	0.48	0.50	0.50									
TB-16E420		1/2	2154	89	CFM	3050	2909	2740	2511	2242								
					BHP	0.44	0.46	0.48	0.50	0.50								
TB-16E432		3/4	2032	89	CFM	3826	3647	3432	3135									
					BHP	0.72	0.74	0.75	0.75									
TB-16E428		3/4	2164	89	CFM	3735	3580	3404	3195	2919								
					BHP	0.70	0.72	0.74	0.75	0.75								
TB-16E420		3/4	2466	91	CFM	3492	3371	3234	3071	2859	2628							
					BHP	0.66	0.68	0.71	0.73	0.75	0.75							
TB-16E432	1	2237	91	CFM	4212	4052	3867	3638	3333									
				BHP	0.96	0.98	0.99	1.00	0.99									
TB-16E428	1	2382	92	CFM	4111	3972	3818	3643	3437	3163								
				BHP	0.93	0.96	0.98	0.99	1.00	1.00								
TB-16E420	1	2714	93	CFM	3843	3734	3614	3478	3315	3114	2905	2625						
				BHP	0.88	0.91	0.93	0.96	0.98	1.00	1.00	0.97						

NOTES:

1. Performance certified is for installation Type B: Free inlet, ducted outlet.
2. Power rating (BHP) does not include transmission losses.
3. Performance ratings do not include the effects of appurtenances (accessories).
4. The sound power level ratings shown are in decibels, referred to 10⁻¹² watts calculated per AMCA Standard 301.
5. Values shown are for inlet LwIA sound power levels for installation Type B: Free inlet, ducted outlet. Ratings do not include the effects of end correction.
6. Sound power values shown are at the peak cataloged pressure for each RPM.

PERFORMANCE DATA

TB – Die Cast Aluminum Propeller

SIZE	MODEL INFO		MOTOR HP	FAN RPM	LwIA		STATIC PRESSURE (IN. W.G.)											FAN EFF. GRADE		
	NO. OF BLADES	CATALOG NUMBER					0.000	0.125	0.250	0.375	0.500	0.625	0.750	0.875	1.000	1.250	1.500			
16	Outlet Area: 1.44 ft²																			
	8 BLADES "E" Prop	TB-16E832	1/4	1270	78	CFM	2532	2276										N/A		
						BHP	0.24	0.25												
		TB-16E832	1/3	1395	80	CFM	2782	2561												
						BHP	0.31	0.33												
		TB-16E832	1/2	1600	84	CFM	3190	3008	2722											
						BHP	0.47	0.49	0.50											
		TB-16E832	3/4	1830	87	CFM	3649	3495	3298	2933										
						BHP	0.70	0.73	0.75	0.74										
		TB-16E832	1	2015	90	CFM	4018	3881	3716	3485										
BHP						0.94	0.97	0.99	1.00											
18		Outlet Area: 1.82 ft²																		
		5 BLADES "B" Prop	18B10520	1/4	1494	82	CFM	2976	2764	2521	2242									FEG67
	BHP						0.23	0.24	0.26	0.27										
	18B10525		1/4	1355	75	CFM	3127	2883	2601	2266										
						BHP	0.21	0.24	0.26	0.27										
	18B10530		1/4	1244	74	CFM	3257	2954	2576	2158										
						BHP	0.23	0.26	0.27	0.28										
	18B10520		1/3	1639	84	CFM	3265	3074	2860	2619	2342									
						BHP	0.30	0.32	0.33	0.35	0.36									
	18B10525		1/3	1486	78	CFM	3430	3209	2962	2682	2347									
						BHP	0.28	0.31	0.33	0.35	0.36									
	18B10530		1/3	1365	75	CFM	3574	3302	2977	2593										
						BHP	0.31	0.33	0.35	0.36										
	18B10520		1/2	1883	89	CFM	3751	3587	3409	3214	3001	2767	2483							
						BHP	0.45	0.47	0.50	0.51	0.53	0.54	0.55							
	18B10525		1/2	1707	81	CFM	3940	3750	3545	3318	3070	2782								
						BHP	0.43	0.46	0.49	0.51	0.53	0.55								
	18B10530		1/2	1567	79	CFM	4102	3870	3608	3301	2962									
						BHP	0.47	0.50	0.52	0.54	0.55									
	18B10520		3/4	2155	90	CFM	4293	4150	4000	3839	3665	3480	3284	3059						
						BHP	0.68	0.70	0.73	0.75	0.77	0.79	0.81	0.82						
	18B10525		3/4	1954	84	CFM	4510	4346	4172	3985	3784	3568	3331	3063						
						BHP	0.64	0.68	0.71	0.74	0.77	0.80	0.82	0.83						
	18B10530		3/4	1794	82	CFM	4697	4496	4278	4034	3760	3461	3185							
						BHP	0.70	0.74	0.77	0.79	0.81	0.82	0.83							

NOTES:

1. Performance certified is for installation Type B: Free inlet, ducted outlet.
2. Power rating (BHP) does not include transmission losses.
3. Performance ratings do not include the effects of appurtenances (accessories).
4. The sound power level ratings shown are in decibels, referred to 10⁻¹² watts calculated per AMCA Standard 301.
5. Values shown are for inlet LwIA sound power levels for installation Type B: Free inlet, ducted outlet. Ratings do not include the effects of end correction.
6. Sound power values shown are at the peak cataloged pressure for each RPM.

TB – Die Cast Aluminum Propeller

MODEL INFO			MOTOR HP	FAN RPM	LwIA		STATIC PRESSURE (IN. W.G.)											FAN EFF. GRADE
SIZE	NO. OF BLADES	CATALOG NUMBER					0.000	0.125	0.250	0.375	0.500	0.625	0.750	0.875	1.000	1.250	1.500	
18	Outlet Area: 1.82 ft²																	
	4 BLADES "E" Prop	TB-18E432	1/4	1208	78	CFM	3257	2914										FEG56
			BHP	0.24	0.25													
		TB-18E428	1/4	1287	79	CFM	3163	2840	2359									
			BHP	0.22	0.24	0.25												
		TB-18E420	1/4	1500	81	CFM	2955	2701	2321									
			BHP	0.21	0.24	0.25												
		TB-18E432	1/3	1330	80	CFM	3586	3289	2764									
			BHP	0.32	0.33	0.33												
		TB-18E428	1/3	1416	80	CFM	3481	3194	2802									
			BHP	0.30	0.32	0.33												
		TB-18E420	1/3	1651	84	CFM	3252	3027	2719	2298								
			BHP	0.29	0.32	0.33	0.33											
		TB-18E432	1/2	1523	84	CFM	4106	3859	3494	2954								
			BHP	0.48	0.49	0.50	0.49											
		TB-18E428	1/2	1622	85	CFM	3987	3744	3446	3053								
			BHP	0.44	0.47	0.49	0.50											
		TB-18E420	1/2	1892	88	CFM	3727	3536	3305	2989	2599							
			BHP	0.43	0.47	0.49	0.50	0.49										
		TB-18E432	3/4	1743	87	CFM	4699	4489	4229	3819	3339							
			BHP	0.72	0.73	0.74	0.75	0.74										
		TB-18E428	3/4	1855	88	CFM	4560	4352	4113	3821	3463							
			BHP	0.67	0.69	0.72	0.74	0.75										
		TB-18E420	3/4	2163	91	CFM	4261	4097	3910	3683	3394	3074						
			BHP	0.64	0.69	0.72	0.74	0.75	0.74									
		TB-18E432	1	1919	89	CFM	5174	4986	4766	4472	4054	3581						
			BHP	0.96	0.97	0.98	0.99	1.00	0.97									
		TB-18E428	1	2043	92	CFM	5022	4835	4627	4387	4096	3760						
			BHP	0.89	0.92	0.95	0.97	1.00	1.00									
		TB-18E420	1	2382	94	CFM	4693	4545	4382	4196	3966	3697	3407					
			BHP	0.86	0.91	0.95	0.98	1.00	1.00	0.99								
		TB-18E432	1 1/2	2197	94	CFM	5923	5762	5582	5372	5097	4728	4363					
			BHP	1.44	1.45	1.47	1.48	1.49	1.50	1.49								
		TB-18E428	1 1/2	2339	95	CFM	5749	5588	5414	5223	5007	4756	4473					
			BHP	1.33	1.37	1.40	1.43	1.46	1.49	1.50								
		TB-18E420	1 1/2	2727	97	CFM	5372	5245	5108	4958	4792	4594	4364	3858				
			BHP	1.29	1.34	1.40	1.44	1.48	1.50	1.49								
		8 BLADES "E" Prop	TB-18E832	1/4	1065	75	CFM	3150	2833									
	BHP			0.23	0.25													
	TB-18E832		1/3	1173	76	CFM	3470	3196	2675									
			BHP	0.31	0.33	0.33												
	TB-18E832		1/2	1344	81	CFM	3976	3748	3412									
			BHP	0.46	0.49	0.50												
	TB-18E832		3/4	1538	85	CFM	4549	4357	4116	3721								
			BHP	0.69	0.72	0.74	0.75											
	TB-18E832		1	1693	87	CFM	5008	4836	4632	4361	3932							
			BHP	0.92	0.95	0.98	1.00	0.99										
	TB-18E832		1 1/2	1938	90	CFM	5733	5585	5419	5225	4971	4593						
			BHP	1.38	1.42	1.45	1.48	1.50	1.49									

NOTES:

1. Performance certified is for installation Type B: Free inlet, ducted outlet.
2. Power rating (BHP) does not include transmission losses.
3. Performance ratings do not include the effects of appurtenances (accessories).
4. The sound power level ratings shown are in decibels, referred to 10⁻¹² watts calculated per AMCA Standard 301.
5. Values shown are for inlet LwIA sound power levels for installation Type B: Free inlet, ducted outlet. Ratings do not include the effects of end correction.
6. Sound power values shown are at the peak cataloged pressure for each RPM.

TB – Die Cast Aluminum Propeller

MODEL INFO			MOTOR HP	FAN RPM	LwIA		STATIC PRESSURE (IN. W.G.)											FAN EFF. GRADE
SIZE	NO. OF BLADES	CATALOG NUMBER					0.000	0.125	0.250	0.375	0.500	0.625	0.750	0.875	1.000	1.250	1.500	
21	Outlet Area: 2.46 ft²																	
	5 BLADES "B" Prop	21B10520	1/4	1197	80	CFM	3877	3525	3104									FEG71
						BHP	0.23	0.25	0.27									
		21B10525	1/4	1086	72	CFM	4038	3630	3150									
						BHP	0.22	0.25	0.27									
		21B10530	1/4	1000	70	CFM	4173	3667										
						BHP	0.24	0.27										
		21B10520	1/3	1313	82	CFM	4253	3937	3570	3148								
						BHP	0.30	0.33	0.35	0.36								
		21B10525	1/3	1192	74	CFM	4432	4066	3645									
						BHP	0.29	0.32	0.35									
		21B10530	1/3	1097	73	CFM	4578	4125	3581									
						BHP	0.32	0.35	0.36									
		21B10520	1/2	1507	86	CFM	4881	4610	4309	3969	3593							
						BHP	0.46	0.48	0.51	0.53	0.55							
		21B10525	1/2	1369	77	CFM	5090	4776	4429	4043								
						BHP	0.44	0.48	0.51	0.54								
		21B10530	1/2	1260	77	CFM	5258	4871	4428	3927								
						BHP	0.48	0.52	0.54	0.55								
		21B10520	3/4	1725	89	CFM	5587	5353	5101	4825	4522	4198	3819					
						BHP	0.69	0.72	0.75	0.77	0.79	0.81	0.82					
		21B10525	3/4	1567	82	CFM	5826	5555	5263	4946	4603	4219						
						BHP	0.66	0.70	0.74	0.78	0.81	0.83						
		21B10530	3/4	1442	79	CFM	6017	5684	5319	4905								
						BHP	0.72	0.76	0.79	0.81								
		21B10520	1	1899	91	CFM	6151	5940	5715	5475	5214	4934	4641	4302				
						BHP	0.91	0.95	0.98	1.01	1.04	1.06	1.09	1.10				
		21B10525	1	1724	84	CFM	6410	6165	5905	5627	5329	5013	4661					
						BHP	0.88	0.93	0.97	1.01	1.05	1.08	1.10					
		21B10530	1	1587	81	CFM	6623	6322	5999	5643	5255							
						BHP	0.97	1.01	1.04	1.07	1.09							
		21B10520	1 1/2	2174	93	CFM	7042	6858	6667	6465	6252	6026	5786	5536	5275			
						BHP	1.37	1.41	1.45	1.49	1.52	1.55	1.58	1.61	1.63			
		21B10525	1 1/2	1974	87	CFM	7339	7127	6905	6672	6426	6167	5895	5612	5294			
						BHP	1.32	1.37	1.43	1.48	1.52	1.56	1.60	1.63	1.65			
		21B10530	1 1/2	1817	85	CFM	7582	7322	7047	6756	6438	6099	5749					
						BHP	1.45	1.50	1.54	1.58	1.61	1.63	1.65					
		21B10520	2	2393	95	CFM	7751	7585	7413	7234	7047	6852	6645	6429	6204	5728		
						BHP	1.83	1.88	1.92	1.96	2.00	2.04	2.07	2.10	2.13	2.19		
		21B10525	2	2172	88	CFM	8075	7883	7683	7476	7261	7035	6799	6553	6299			
						BHP	1.75	1.82	1.88	1.93	1.99	2.04	2.08	2.12	2.16			
		21B10530	2	1999	87	CFM	8342	8106	7860	7602	7330	7035	6726	6410				
BHP						1.93	1.99	2.04	2.08	2.12	2.15	2.17	2.19					
4 BLADES "E" Prop	TB-21E432	1/4	1008	76	CFM	4121	3534										FEG60	
					BHP	0.24	0.25											
		TB-21E428	1/4	1077	76	CFM	4031	3482										
						BHP	0.23	0.25										
		TB-21E420	1/4	1260	80	CFM	3723	3311	2732									
						BHP	0.22	0.24	0.25									
		TB-21E432	1/3	1109	78	CFM	4534	4040	3264									
						BHP	0.31	0.33	0.33									
		TB-21E428	1/3	1180	79	CFM	4417	3923	3300									
						BHP	0.30	0.32	0.33									
		TB-21E420	1/3	1385	82	CFM	4093	3726	3263									
						BHP	0.29	0.32	0.33									
		TB-21E432	1/2	1270	82	CFM	5192	4784	4154									
						BHP	0.47	0.49	0.50									
		TB-21E428	1/2	1357	83	CFM	5079	4659	4179	3498								
						BHP	0.45	0.48	0.50	0.50								
TB-21E420	1/2	1586	86	CFM	4687	4373	4008	3540										
				BHP	0.43	0.47	0.49	0.50										
TB-21E432	3/4	1453	85	CFM	5940	5596	5141	4536										
				BHP	0.71	0.73	0.74	0.75										

NOTES:

- Performance certified is for installation Type B: Free inlet, ducted outlet.
- Power rating (BHP) does not include transmission losses.
- Performance ratings do not include the effects of appurtenances (accessories).
- The sound power level ratings shown are in decibels, referred to 10⁻¹² watts calculated per AMCA Standard 301.
- Values shown are for inlet LwIA sound power levels for installation Type B: Free inlet, ducted outlet. Ratings do not include the effects of end correction.
- Sound power values shown are at the peak cataloged pressure for each RPM.

TB – Die Cast Aluminum Propeller

MODEL INFO			MOTOR HP	FAN RPM	LwIA		STATIC PRESSURE (IN. W.G.)										FAN EFF. GRADE	
SIZE	NO. OF BLADES	CATALOG NUMBER					0.000	0.125	0.250	0.375	0.500	0.625	0.750	0.875	1.000	1.250		1.500
21	Outlet Area: 2.46 ft²																	
	4 BLADES "E" Prop	TB-21E428	¾	1551	86	CFM	5805	5444	5045	4586								FEG60
						BHP	0.68	0.71	0.73	0.75								
		TB-21E420	¾	1816	90	CFM	5366	5097	4797	4453	4019							
						BHP	0.65	0.69	0.72	0.74	0.75							
		TB-21E432	1	1599	88	CFM	6537	6230	5859	5326	4800							
						BHP	0.94	0.97	0.99	1.00	1.00							
		TB-21E428	1	1708	90	CFM	6393	6067	5714	5330	4876							
						BHP	0.90	0.94	0.96	0.99	1.00							
		TB-21E420	1	1999	93	CFM	5907	5665	5400	5108	4772	4352						
						BHP	0.86	0.91	0.95	0.98	1.00	1.00						
		TB-21E432	1½	1832	91	CFM	7489	7227	6928	6562	6071	5617						
						BHP	1.41	1.44	1.47	1.49	1.50	1.50						
	TB-21E428	1½	1955	94	CFM	7318	7035	6736	6417	6076	5684	5198						
					BHP	1.35	1.39	1.43	1.46	1.48	1.50	1.49						
	TB-21E420	1½	2288	97	CFM	6761	6551	6328	6088	5827	5538	5199	4772					
					BHP	1.29	1.35	1.40	1.44	1.47	1.49	1.50	1.49					
	TB-21E432	2	2015	94	CFM	8237	8001	7739	7441	7063	6606	6198	5684					
					BHP	1.88	1.91	1.94	1.97	1.99	2.00	2.00	1.96					
	TB-21E428	2	2152	97	CFM	8055	7800	7532	7250	6955	6637	6279	5862					
					BHP	1.80	1.85	1.89	1.92	1.96	1.98	2.00	2.00					
	TB-21E420	2	2519	100	CFM	7444	7254	7055	6844	6619	6378	6114	5814	5460				
					BHP	1.73	1.79	1.84	1.89	1.93	1.97	1.99	2.00	1.99				
8 BLADES "E" Prop	TB-21E832	¼	880	75	CFM	3969	3482										FEG60	
					BHP	0.22	0.25											
	TB-21E832	⅓	966	77	CFM	4357	3937											
					BHP	0.29	0.32											
	TB-21E832	½	1106	81	CFM	4988	4639	4120										
					BHP	0.44	0.48	0.50										
	TB-21E832	¾	1268	83	CFM	5719	5424	5052	4493									
					BHP	0.66	0.71	0.74	0.75									
	TB-21E832	1	1394	85	CFM	6287	6023	5710	5286	4719								
					BHP	0.88	0.93	0.97	1.00	1.00								
	TB-21E832	1½	1596	89	CFM	7198	6972	6717	6417	6022	5532							
					BHP	1.32	1.38	1.43	1.47	1.50	1.50							
TB-21E832	2	1757	92	CFM	7924	7721	7497	7245	6948	6565	6118							
				BHP	1.76	1.82	1.88	1.93	1.98	2.00	2.00							
24	Outlet Area: 3.21 ft²																	
	5 BLADES "B" Prop	24B10520	⅓	1074	80	CFM	5304	4804	4203									FEG71
						BHP	0.31	0.33	0.35									
		24B10525	⅓	979	74	CFM	5510	4930	4235									
						BHP	0.31	0.34	0.36									
		24B10530	⅓	903	72	CFM	5629	4923										
						BHP	0.33	0.36										
		24B10520	½	1233	83	CFM	6090	5662	5173	4619								
						BHP	0.46	0.50	0.52	0.54								
		24B10525	½	1124	78	CFM	6326	5831	5264	4602								
						BHP	0.46	0.50	0.53	0.55								
		24B10530	½	1037	76	CFM	6465	5866	5149									
						BHP	0.50	0.53	0.55									
	24B10520	¾	1412	87	CFM	6974	6606	6201	5747	5256	4674							
					BHP	0.69	0.73	0.77	0.80	0.82	0.83							
	24B10525	¾	1287	81	CFM	7243	6817	6348	5823	5227								
					BHP	0.70	0.74	0.78	0.81	0.83								
	24B10530	¾	1187	80	CFM	7400	6886	6301	5634									
					BHP	0.75	0.79	0.82	0.82									
	24B10520	1	1554	90	CFM	7675	7343	6986	6594	6165	5710	5177						
					BHP	0.93	0.97	1.01	1.04	1.07	1.10	1.10						
	24B10525	1	1417	84	CFM	7975	7591	7177	6722	6228	5668							
					BHP	0.93	0.98	1.03	1.06	1.09	1.10							
24B10530	1	1307	81	CFM	8148	7685	7178	6596										
				BHP	1.01	1.05	1.08	1.10										

NOTES:

1. Performance certified is for installation Type B: Free inlet, ducted outlet.
2. Power rating (BHP) does not include transmission losses.
3. Performance ratings do not include the effects of appurtenances (accessories).
4. The sound power level ratings shown are in decibels, referred to 10⁻¹² watts calculated per AMCA Standard 301.
5. Values shown are for inlet LwIA sound power levels for installation Type B: Free inlet, ducted outlet. Ratings do not include the effects of end correction.
6. Sound power values shown are at the peak cataloged pressure for each RPM.

TB – Die Cast Aluminum Propeller

MODEL INFO			MOTOR HP	FAN RPM	LwIA		STATIC PRESSURE (IN. W.G.)											FAN EFF. GRADE
SIZE	NO. OF BLADES	CATALOG NUMBER					0.000	0.125	0.250	0.375	0.500	0.625	0.750	0.875	1.000	1.250	1.500	
24	Outlet Area: 3.21 ft²																	
	5 BLADES "B" Prop	24B10520	1½	1778	93	CFM	8782	8494	8190	7867	7518	7144	6756	6328	5848			FEG71
						BHP	1.39	1.44	1.49	1.53	1.56	1.60	1.63	1.65				
		24B10525	1½	1621	86	CFM	9123	8790	8439	8063	7658	7228	6761					
						BHP	1.39	1.45	1.51	1.56	1.60	1.63	1.65					
		24B10530	1½	1496	85	CFM	9326	8926	8498	8031	7514	6977						
						BHP	1.51	1.56	1.60	1.63	1.64	1.65						
		24B10520	2	1957	93	CFM	9666	9405	9133	8848	8546	8223	7883	7532	7162			
						BHP	1.85	1.91	1.96	2.01	2.05	2.09	2.13	2.16	2.19			
		24B10525	2	1785	89	CFM	10046	9745	9431	9100	8749	8376	7985	7570	7109			
						BHP	1.86	1.92	1.99	2.05	2.10	2.14	2.17	2.20	2.20			
		24B10530	2	1646	87	CFM	10261	9900	9518	9113	8666	8192	7701					
						BHP	2.01	2.06	2.11	2.15	2.18	2.19	2.20					
		24B10520	3	2240	97	CFM	11063	10837	10603	10361	10109	9847	9571	9281	8981	8360	7645	
						BHP	2.77	2.84	2.90	2.96	3.02	3.07	3.11	3.16	3.19	3.27	3.30	
		24B10525	3	2043	92	CFM	11498	11237	10967	10686	10395	10090	9769	9435	9090	8329		
						BHP	2.78	2.86	2.94	3.01	3.07	3.13	3.18	3.22	3.26	3.30		
		24B10530	3	1884	90	CFM	11745	11431	11104	10763	10405	10017	9605	9184				
						BHP	3.01	3.07	3.13	3.18	3.23	3.26	3.28	3.29				
	4 BLADES "E" Prop	TB-24E432	⅓	950	77	CFM	5593	4825										FEG67
						BHP	0.30	0.33										
		TB-24E424	⅓	1092	78	CFM	5290	4651	3851									
						BHP	0.28	0.32	0.33									
		TB-24E416	⅓	1315	84	CFM	4679	4232	3641									
						BHP	0.29	0.32	0.33									
		TB-24E432	½	1088	80	CFM	6405	5781	4910									
						BHP	0.46	0.49	0.50									
		TB-24E424	½	1251	83	CFM	6060	5511	4899	4051								
						BHP	0.42	0.46	0.49	0.50								
		TB-24E416	½	1506	88	CFM	5358	4979	4524	3899								
						BHP	0.43	0.47	0.49	0.50								
		TB-24E432	¾	1245	84	CFM	7329	6804	6089	5344								
						BHP	0.69	0.73	0.75	0.75								
		TB-24E424	¾	1432	87	CFM	6937	6463	5953	5366	4573							
						BHP	0.64	0.68	0.72	0.74	0.75							
		TB-24E416	¾	1724	92	CFM	6134	5808	5439	5003	4415							
						BHP	0.65	0.69	0.72	0.74	0.75							
		TB-24E432	1	1372	86	CFM	8077	7610	7029	6305	5552							
						BHP	0.92	0.96	0.99	1.00	0.99							
		TB-24E424	1	1575	90	CFM	7629	7201	6746	6258	5665	4884						
						BHP	0.85	0.90	0.94	0.97	0.99	0.99						
		TB-24E416	1	1900	95	CFM	6760	6468	6145	5781	5349	4774						
						BHP	0.87	0.91	0.95	0.98	1.00	1.00						
		TB-24E432	1½	1570	90	CFM	9243	8842	8383	7799	7175	6581						
						BHP	1.37	1.43	1.47	1.49	1.50	1.50						
		TB-24E424	1½	1804	95	CFM	8739	8368	7979	7572	7139	6630	6011	5182				
						BHP	1.27	1.33	1.39	1.43	1.46	1.49	1.50	1.46				
		TB-24E416	1½	2175	99	CFM	7739	7486	7215	6919	6594	6223	5767	5181				
					BHP	1.30	1.35	1.40	1.44	1.48	1.50	1.50	1.49					
TB-24E432	2	1728	92	CFM	10173	9813	9413	8946	8362	7820	7282							
				BHP	1.83	1.89	1.94	1.98	2.00	2.00	2.00							
TB-24E424	2	1984	97	CFM	9610	9275	8925	8561	8186	7782	7316	6768	6102					
				BHP	1.69	1.76	1.82	1.88	1.92	1.95	1.98	2.00	1.97					
TB-24E416	2	2392	101	CFM	8511	8282	8040	7782	7504	7200	6861	6459	5971					
				BHP	1.73	1.79	1.84	1.89	1.93	1.97	1.99	2.00	1.99					
TB-24E432	3	1977	96	CFM	11639	11328	10992	10624	10201	9692	9188	8749	8241					
				BHP	2.74	2.81	2.88	2.93	2.97	2.99	2.99	3.00	2.99					
TB-24E424	3	2272	101	CFM	11006	10714	10413	10103	9783	9456	9115	8741	8319	7296				
				BHP	2.54	2.62	2.70	2.76	2.82	2.87	2.90	2.94	2.97	2.98				
TB-24E416	3	2738	105	CFM	9742	9544	9337	9120	8891	8650	8392	8114	7809	7052				
				BHP	2.59	2.66	2.73	2.79	2.84	2.89	2.93	2.96	2.99	3.00				

NOTES:

1. Performance certified is for installation Type B: Free inlet, ducted outlet.
2. Power rating (BHP) does not include transmission losses.
3. Performance ratings do not include the effects of appurtenances (accessories).
4. The sound power level ratings shown are in decibels, referred to 10⁻¹² watts calculated per AMCA Standard 301.
5. Values shown are for inlet LwIA sound power levels for installation Type B: Free inlet, ducted outlet. Ratings do not include the effects of end correction.
6. Sound power values shown are at the peak cataloged pressure for each RPM.

TB – Die Cast Aluminum Propeller

MODEL INFO			MOTOR HP	FAN RPM	Lw1A		STATIC PRESSURE (IN. W.G.)											FAN EFF. GRADE	
SIZE	NO. OF BLADES	CATALOG NUMBER					0.000	0.125	0.250	0.375	0.500	0.625	0.750	0.875	1.000	1.250	1.500		
24	Outlet Area: 3.21 ft²																		
	8 BLADES "E" Prop	TB-24E832	1/3	814	76	CFM	5309	4705									FEG63		
						BHP	0.28	0.32											
		TB-24E832	1/2	931	80	CFM	6072	5569	4845										
						BHP	0.41	0.46	0.50										
		TB-24E832	3/4	1066	84	CFM	6952	6527	5990	5239									
						BHP	0.62	0.68	0.73	0.75									
		TB-24E832	1	1174	86	CFM	7657	7277	6827	6236									
						BHP	0.83	0.89	0.95	0.99									
		TB-24E832	1 1/2	1344	89	CFM	8766	8440	8073	7641	7098	6427							
BHP						1.24	1.32	1.39	1.44	1.49	1.49								
TB-24E832		2	1480	92	CFM	9653	9359	9037	8676	8250	7733	7125							
					BHP	1.66	1.74	1.82	1.89	1.95	1.99	1.99							
TB-24E832		3	1694	95	CFM	11048	10795	10523	10230	9907	9540	9113	8628	8062					
					BHP	2.49	2.58	2.68	2.76	2.84	2.91	2.96	2.99	2.98					
30		Outlet Area: 5.03 ft²																	
		5 BLADES "B" Prop	30B10520	1/2	863	78	CFM	8774	7789	6617									FEG71
	BHP						0.47	0.52	0.55										
	30B10525		1/2	793	78	CFM	9047	7903	6404										
						BHP	0.51	0.55	0.54										
	30B10530		1/2	735	76	CFM	9060	7722											
						BHP	0.53	0.55											
	30B10520		3/4	988	82	CFM	10045	9201	8227	7132									
						BHP	0.71	0.77	0.81	0.83									
	30B10525		3/4	907	79	CFM	10347	9377	8189										
						BHP	0.77	0.81	0.83										
	30B10530		3/4	842	80	CFM	10378	9260	7846										
						BHP	0.80	0.83	0.82										
	30B10520		1	1088	85	CFM	11062	10304	9456	8517	7439								
						BHP	0.95	1.01	1.06	1.10	1.10								
	30B10525		1	999	83	CFM	11397	10529	9507	8294									
						BHP	1.02	1.07	1.10	1.09									
	30B10530		1	926	82	CFM	11414	10414	9176										
						BHP	1.07	1.10	1.09										
	30B10520		1 1/2	1245	88	CFM	12658	12003	11297	10512	9686	8759							
						BHP	1.42	1.49	1.56	1.60	1.64	1.65							
	30B10525		1 1/2	1143	86	CFM	13039	12293	11461	10498	9408								
						BHP	1.53	1.59	1.64	1.65	1.64								
	30B10530		1 1/2	1060	86	CFM	13066	12208	11227	10052									
						BHP	1.60	1.64	1.65	1.63									
	30B10520		2	1370	90	CFM	13929	13337	12709	12030	11292	10537	9687						
						BHP	1.89	1.98	2.05	2.11	2.15	2.20	2.20						
	30B10525		2	1258	89	CFM	14351	13679	12948	12123	11215	10194							
						BHP	2.04	2.11	2.16	2.19	2.20	2.18							
	30B10530		2	1167	87	CFM	14384	13613	12764	11756									
						BHP	2.14	2.18	2.20	2.19									
	30B10520		3	1568	93	CFM	15942	15429	14892	14328	13725	13081	12427	11734	10976				
						BHP	2.84	2.93	3.02	3.10	3.17	3.22	3.27	3.30	3.29				
	30B10525		3	1440	91	CFM	16428	15846	15227	14562	13824	13035	12164						
						BHP	3.06	3.14	3.21	3.26	3.29	3.30	3.29						
	30B10530		3	1336	91	CFM	16468	15801	15086	14304	13395	12478							
						BHP	3.21	3.26	3.29	3.31	3.28	3.26							
	30B10520		5	1859	97	CFM	18900	18470	18027	17568	17092	16596	16070	15524	14971	13810	12464		
						BHP	4.73	4.84	4.95	5.05	5.15	5.23	5.30	5.36	5.42	5.50	5.44		
	30B10525		5	1707	95	CFM	19473	18987	18480	17948	17388	16784	16139	15469	14754				
						BHP	5.10	5.20	5.29	5.36	5.43	5.47	5.49	5.50	5.49				
	30B10530		5	1583	95	CFM	19512	18955	18370	17754	17098	16353	15559	14798					
						BHP	5.34	5.40	5.45	5.48	5.50	5.48	5.44	5.42					

NOTES:

- Performance certified is for installation Type B: Free inlet, ducted outlet.
- Power rating (BHP) does not include transmission losses.
- Performance ratings do not include the effects of appurtenances (accessories).
- The sound power level ratings shown are in decibels, referred to 10⁻¹² watts calculated per AMCA Standard 301.
- Values shown are for inlet Lw1A sound power levels for installation Type B: Free inlet, ducted outlet. Ratings do not include the effects of end correction.
- Sound power values shown are at the peak cataloged pressure for each RPM.

TB – Die Cast Aluminum Propeller

SIZE	MODEL INFO		MOTOR HP	FAN RPM	LwIA		STATIC PRESSURE (IN. W.G.)											FAN EFF. GRADE
	NO. OF BLADES	CATALOG NUMBER					0.000	0.125	0.250	0.375	0.500	0.625	0.750	0.875	1.000	1.250	1.500	
30	4 BLADES "E" Prop	TB-30E432	1/2	698	78	CFM	8511	7369	5859									FEG67
						BHP	0.45	0.49	0.49									
		TB-30E424	1/2	809	80	CFM	7965	7170	5986									
						BHP	0.43	0.47	0.50									
		TB-30E416	1/2	962	85	CFM	7118	6343	5501	4212								
						BHP	0.42	0.48	0.50	0.48								
		TB-30E432	3/4	799	82	CFM	9742	8784	7580									
						BHP	0.68	0.72	0.75									
		TB-30E424	3/4	925	84	CFM	9108	8440	7510	6396								
						BHP	0.65	0.69	0.73	0.75								
		TB-30E416	3/4	1102	89	CFM	8154	7479	6803	5917	4744							
						BHP	0.64	0.70	0.74	0.75	0.72							
		TB-30E432	1	881	85	CFM	10742	9889	8848	7683								
						BHP	0.91	0.96	1.00	1.00								
		TB-30E424	1	1019	86	CFM	10033	9440	8688	7711	6630							
						BHP	0.86	0.91	0.96	1.00	1.00							
		TB-30E416	1	1213	92	CFM	8975	8363	7749	7085	6150	5036						
						BHP	0.85	0.92	0.97	0.99	0.99	0.95						
		TB-30E432	1 1/2	1008	89	CFM	12291	11559	10721	9741	8700							
						BHP	1.36	1.42	1.47	1.50	1.49							
		TB-30E424	1 1/2	1167	91	CFM	11490	10984	10396	9635	8775	7845						
						BHP	1.30	1.35	1.41	1.47	1.50	1.50						
		TB-30E416	1 1/2	1388	96	CFM	10270	9737	9195	8663	8057	7244	6320	5221				
						BHP	1.27	1.36	1.42	1.47	1.49	1.50	1.45	1.38				
		TB-30E432	2	1109	92	CFM	13522	12864	12135	11290	10390	9374						
						BHP	1.81	1.88	1.93	1.98	2.00	1.98						
		TB-30E424	2	1283	92	CFM	12632	12177	11665	11060	10295	9517	8664	7629				
						BHP	1.72	1.78	1.84	1.91	1.97	2.00	2.00	1.96				
		TB-30E416	2	1527	99	CFM	11298	10814	10324	9836	9345	8759	8010	7185	6261			
						BHP	1.69	1.79	1.87	1.93	1.96	1.99	1.99	1.95	1.88			
		TB-30E432	3	1270	96	CFM	15485	14917	14305	13634	12878	12088	11288	10163				
						BHP	2.72	2.80	2.86	2.93	2.98	3.00	2.99	2.94				
		TB-30E424	3	1469	97	CFM	14464	14071	13644	13172	12623	11958	11276	10582	9813			
						BHP	2.58	2.65	2.72	2.79	2.87	2.94	2.99	3.00	2.99			
		TB-30E416	3	1749	102	CFM	12941	12519	12093	11663	11239	10814	10342	9761	9086	7590		
						BHP	2.55	2.66	2.75	2.83	2.90	2.94	2.98	3.00	2.99	2.87		
		TB-30E432	5	1505	100	CFM	18350	17876	17377	16849	16284	15665	15004	14339	13679	11817		
						BHP	4.53	4.62	4.70	4.78	4.85	4.92	4.97	5.00	4.99	4.87		
		TB-30E424	5	1742	102	CFM	17152	16824	16478	16108	15711	15275	14769	14198	13619	12452	11111	
						BHP	4.31	4.39	4.48	4.56	4.64	4.72	4.81	4.90	4.96	5.00	4.98	
		TB-30E416	5	2074	107	CFM	15346	14990	14633	14272	13909	13549	13195	12835	12449	11489	10332	
						BHP	4.24	4.38	4.50	4.61	4.71	4.79	4.85	4.90	4.95	5.00	4.96	
	8 BLADES "E" Prop	TB-30E832	1/2	602	76	CFM	7851	6962	5643									FEG63
						BHP	0.40	0.47	0.50									
		TB-30E832	3/4	689	82	CFM	8986	8234	7289									
						BHP	0.61	0.68	0.73									
		TB-30E832	1	759	83	CFM	9899	9228	8434	7387								
						BHP	0.81	0.90	0.96	1.00								
		TB-30E832	1 1/2	869	87	CFM	11333	10758	10109	9351	8378							
						BHP	1.22	1.32	1.41	1.47	1.50							
		TB-30E832	2	956	89	CFM	12468	11950	11380	10742	9989	9024						
						BHP	1.62	1.73	1.83	1.91	1.97	2.00						
		TB-30E832	3	1095	93	CFM	14281	13834	13354	12834	12266	11621	10866					
						BHP	2.43	2.57	2.69	2.80	2.88	2.95	2.99					
		TB-30E832	5	1298	98	CFM	16929	16555	16163	15750	15311	14845	14344	13790	13166			
						BHP	4.06	4.21	4.36	4.50	4.63	4.74	4.83	4.91	4.96			

NOTES:

1. Performance certified is for installation Type B: Free inlet, ducted outlet.
2. Power rating (BHP) does not include transmission losses.
3. Performance ratings do not include the effects of appurtenances (accessories).
4. The sound power level ratings shown are in decibels, referred to 10⁻¹² watts calculated per AMCA Standard 301.
5. Values shown are for inlet LwIA sound power levels for installation Type B: Free inlet, ducted outlet. Ratings do not include the effects of end correction.
6. Sound power values shown are at the peak cataloged pressure for each RPM.

TB – Die Cast Aluminum Propeller

MODEL INFO			MOTOR HP	FAN RPM	LwIA		STATIC PRESSURE (IN. W.G.)										FAN EFF. GRADE	
SIZE	NO. OF BLADES	CATALOG NUMBER					0.000	0.125	0.250	0.375	0.500	0.625	0.750	0.875	1.000	1.250		1.500
36	Outlet Area: 7.27 ft²																	
	6 BLADES "B" Prop	36B20620	¾	851	83	CFM	11453	10363	9079	7554							FEG71	
						BHP	0.72	0.79	0.82	0.81								
		36B20625	¾	766	78	CFM	12385	11122	9600	7671								
						BHP	0.72	0.79	0.82	0.81								
		36B20630	¾	706	75	CFM	12827	11263	9400									
						BHP	0.79	0.82	0.82									
		36B20620	1	937	86	CFM	12610	11634	10515	9265	7732							
						BHP	0.96	1.04	1.09	1.10	1.07							
		36B20625	1	843	79	CFM	13630	12500	11175	9634								
						BHP	0.96	1.04	1.09	1.10								
		36B20630	1	777	77	CFM	14117	12718	11094									
						BHP	1.06	1.09	1.10									
		36B20620	1½	1072	88	CFM	14427	13585	12659	11624	10510	9179						
						BHP	1.44	1.54	1.61	1.64	1.65	1.62						
		36B20625	1½	965	84	CFM	15602	14631	13546	12315	10921	9250						
						BHP	1.44	1.54	1.60	1.64	1.64	1.60						
		36B20630	1½	890	81	CFM	16170	14967	13617	12145								
						BHP	1.59	1.63	1.65	1.65								
		36B20620	2	1180	91	CFM	15880	15122	14304	13405	12438	11396	10179	8344				
						BHP	1.92	2.03	2.11	2.17	2.19	2.20	2.16	2.01				
		36B20625	2	1062	86	CFM	17170	16296	15343	14274	13127	11795	10278					
						BHP	1.93	2.03	2.11	2.16	2.20	2.19	2.13					
		36B20630	2	979	83	CFM	17786	16703	15521	14208	12805							
						BHP	2.11	2.17	2.20	2.20	2.19							
		36B20620	3	1351	94	CFM	18182	17525	16830	16091	15292	14449	13578	12593	11502			
						BHP	2.88	3.01	3.12	3.20	3.25	3.28	3.30	3.28	3.23			
		36B20625	3	1216	89	CFM	19660	18903	18098	17231	16279	15281	14190	12926	11551			
						BHP	2.89	3.01	3.11	3.20	3.25	3.29	3.30	3.26	3.19			
		36B20630	3	1121	87	CFM	20366	19429	18432	17350	16192	14981	13570					
						BHP	3.17	3.23	3.28	3.31	3.31	3.29	3.26					
		36B20620	5	1602	98	CFM	21560	21010	20439	19843	19221	18562	17869	17155	16430	14793		12930
						BHP	4.81	4.96	5.10	5.22	5.32	5.39	5.44	5.48	5.50	5.47		5.33
	36B20625	5	1442	92	CFM	23314	22681	22021	21329	20600	19817	18991	18147	17257	15152			
					BHP	4.82	4.97	5.10	5.21	5.31	5.39	5.44	5.49	5.51	5.43			
	36B20630	5	1329	91	CFM	24145	23361	22543	21688	20776	19806	18833	17791	16663				
					BHP	5.28	5.36	5.43	5.48	5.51	5.51	5.51	5.49	5.46				
	36B20620	7½	1833	100	CFM	24669	24190	23698	23190	22666	22124	21558	20967	20356	19102	17750		
					BHP	7.20	7.38	7.54	7.69	7.83	7.95	8.04	8.11	8.16	8.23	8.24		
	36B20625	7½	1650	94	CFM	26677	26127	25559	24971	24361	23726	23056	22352	21624	20129	18391		
					BHP	7.22	7.39	7.55	7.69	7.82	7.94	8.03	8.10	8.16	8.25	8.21		
	36B20630	7½	1521	94	CFM	27634	26951	26248	25520	24767	23974	23137	22280	21434	19558			
					BHP	7.91	8.01	8.09	8.16	8.22	8.25	8.26	8.26	8.26	8.20			
4 BLADES "E" Prop	TB-36E432	¾	665	80	CFM	12735	11138	9009								FEG71		
					BHP	0.64	0.72	0.74										
	TB-36E428	¾	716	80	CFM	12453	11018	9213										
					BHP	0.63	0.72	0.75										
	TB-36E420	¾	864	87	CFM	11322	10113	8582	6768									
					BHP	0.63	0.70	0.74	0.74									
	TB-36E432	1	733	81	CFM	14037	12598	10960										
					BHP	0.86	0.94	0.99										
	TB-36E428	1	789	82	CFM	13722	12444	10908										
					BHP	0.84	0.94	1.00										
	TB-36E420	1	952	89	CFM	12475	11399	10088	8552									
					BHP	0.84	0.92	0.97	1.00									
	TB-36E432	1½	840	85	CFM	16086	14845	13530	11828									
					BHP	1.29	1.40	1.47	1.50									
	TB-36E428	1½	903	86	CFM	15705	14609	13365	11912									
					BHP	1.26	1.38	1.46	1.50									
TB-36E420	1½	1089	94	CFM	14270	13348	12287	11052	9679	8052								
				BHP	1.25	1.35	1.42	1.47	1.50	1.47								
TB-36E432	2	924	88	CFM	17695	16573	15393	14095	12176									
				BHP	1.72	1.84	1.93	1.98	1.99									

NOTES:

- Performance certified is for installation Type B: Free inlet, ducted outlet.
- Power rating (BHP) does not include transmission losses.
- Performance ratings do not include the effects of appurtenances (accessories).
- The sound power level ratings shown are in decibels, referred to 10⁻¹² watts calculated per AMCA Standard 301.
- Values shown are for inlet LwIA sound power levels for installation Type B: Free inlet, ducted outlet. Ratings do not include the effects of end correction.
- Sound power values shown are at the peak cataloged pressure for each RPM.

PERFORMANCE DATA

TB – Die Cast Aluminum Propeller

MODEL INFO			MOTOR HP	FAN RPM	LwIA		STATIC PRESSURE (IN. W.G.)											FAN EFF. GRADE
SIZE	NO. OF BLADES	CATALOG NUMBER					0.000	0.125	0.250	0.375	0.500	0.625	0.750	0.875	1.000	1.250	1.500	
36	Outlet Area: 7.27 ft²																	
	4 BLADES "E" Prop	TB-36E428	2	994	89	CFM	17288	16302	15213	13978	12557							FEG71
						BHP	1.68	1.82	1.92	1.98	2.00							
		TB-36E420	2	1198	97	CFM	15699	14869	13946	12884	11710	10446	8964					
						BHP	1.67	1.77	1.86	1.93	1.98	1.99	1.96					
		TB-36E432	3	1057	92	CFM	20242	19268	18249	17206	16024	14425						
						BHP	2.57	2.71	2.83	2.91	2.97	2.99						
		TB-36E428	3	1137	93	CFM	19775	18922	18006	17008	15901	14688						
						BHP	2.52	2.68	2.81	2.91	2.97	3.00						
		TB-36E420	3	1372	101	CFM	17979	17262	16490	15639	14691	13674	12580	11461	10024			
						BHP	2.50	2.63	2.73	2.83	2.90	2.96	3.00	2.98	2.93			
		TB-36E432	5	1253	99	CFM	23995	23179	22337	21467	20589	19658	18547	17142	14878			
						BHP	4.29	4.45	4.60	4.73	4.83	4.92	4.98	4.99	4.75			
		TB-36E428	5	1348	98	CFM	23444	22733	21985	21194	20354	19452	18476	17444				
						BHP	4.20	4.39	4.56	4.71	4.83	4.92	4.97	5.00				
	TB-36E420	5	1627	105	CFM	21320	20722	20093	19426	18711	17933	17109	16244	15328	13436			
					BHP	4.18	4.32	4.46	4.58	4.69	4.78	4.86	4.93	4.99	4.97			
	TB-36E432	7 1/2	1435	102	CFM	27480	26770	26044	25299	24535	23770	22982	22115	21099	18243			
					BHP	6.44	6.63	6.81	6.97	7.11	7.23	7.34	7.42	7.48	7.35			
	TB-36E428	7 1/2	1543	102	CFM	26836	26218	25576	24908	24211	23480	22710	21893	21028	19071			
					BHP	6.30	6.51	6.72	6.90	7.07	7.21	7.32	7.41	7.47	7.47			
	TB-36E420	7 1/2	1862	108	CFM	24400	23880	23341	22778	22190	21569	20904	20202	19476	17930	16300		
BHP					6.26	6.43	6.59	6.74	6.88	7.01	7.12	7.21	7.30	7.45	7.49			
8 BLADES "E" Prop	TB-36E832	¾	577	81	CFM	11770	10628	8622									FEG67	
					BHP	0.60	0.69	0.74										
	TB-36E832	1	635	81	CFM	12953	11946	10550										
					BHP	0.81	0.91	0.99										
	TB-36E832	1 1/2	728	86	CFM	14850	13998	12950	11383									
					BHP	1.22	1.33	1.44	1.50									
	TB-36E832	2	800	90	CFM	16318	15555	14660	13533	11481								
					BHP	1.61	1.74	1.86	1.97	1.95								
	TB-36E832	3	916	93	CFM	18685	18029	17296	16450	15416	13786							
					BHP	2.42	2.57	2.71	2.84	2.96	2.97							
TB-36E832	5	1086	97	CFM	22152	21607	21020	20380	19669	18859	17878	16401						
				BHP	4.03	4.21	4.38	4.54	4.70	4.85	4.97	4.96						
TB-36E832	7 1/2	1243	101	CFM	25355	24882	24384	23853	23285	22668	21992	21230	20323	17081				
				BHP	6.05	6.25	6.44	6.64	6.82	7.00	7.18	7.35	7.47	7.19				
42	Outlet Area: 9.85 ft²																	
	4 BLADES "B" Prop	42B30420	1	768	83	CFM	16400	14705	12792								FEG71	
						BHP	1.02	1.07	1.10									
		42B30425	1	690	78	CFM	17240	15301	13121									
						BHP	1.03	1.08	1.10									
		42B30430	1	636	77	CFM	17571	15148										
						BHP	1.08	1.10										
		42B30420	1 1/2	880	86	CFM	18792	17337	15724	13963								
						BHP	1.54	1.60	1.64	1.65								
		42B30425	1 1/2	789	82	CFM	19714	18045	16203	14092								
						BHP	1.54	1.60	1.64	1.64								
		42B30430	1 1/2	728	81	CFM	20112	18088	15511									
						BHP	1.62	1.65	1.62									
		42B30420	2	968	89	CFM	20671	19360	17931	16398	14635							
						BHP	2.05	2.12	2.17	2.20	2.19							
		42B30425	2	869	85	CFM	21713	20211	18578	16849	14663							
						BHP	2.06	2.13	2.18	2.20	2.18							
		42B30430	2	802	83	CFM	22157	20361	18146									
						BHP	2.17	2.21	2.19									
		42B30420	3	1108	92	CFM	23660	22527	21317	20025	18675	17169						
						BHP	3.07	3.15	3.22	3.27	3.30	3.29						
	42B30425	3	995	88	CFM	24861	23563	22178	20707	19185	17314							
BHP					3.09	3.17	3.24	3.28	3.31	3.28								
42B30430	3	918	87	CFM	25362	23827	22030	19978										
				BHP	3.26	3.30	3.30	3.27										

NOTES:

1. Performance certified is for installation Type B: Free inlet, ducted outlet.
2. Power rating (BHP) does not include transmission losses.
3. Performance ratings do not include the effects of appurtenances (accessories).
4. The sound power level ratings shown are in decibels, referred to 10⁻¹² watts calculated per AMCA Standard 301.
5. Values shown are for inlet LwIA sound power levels for installation Type B: Free inlet, ducted outlet. Ratings do not include the effects of end correction.
6. Sound power values shown are at the peak cataloged pressure for each RPM.

TB – Die Cast Aluminum Propeller

MODEL INFO			MOTOR HP	FAN RPM	LwiA		STATIC PRESSURE (IN. W.G.)											FAN EFF. GRADE
SIZE	NO. OF BLADES	CATALOG NUMBER					0.000	0.125	0.250	0.375	0.500	0.625	0.750	0.875	1.000	1.250	1.500	
42	Outlet Area: 9.85 ft²																	
	4 BLADES "B" Prop	42B30420	5	1314	96	CFM	28059	27112	26122	25082	23992	22864	21718	20407	18878			FEG71
						BHP	5.12	5.22	5.31	5.38	5.44	5.48	5.51	5.50	5.44			
		42B30425	5	1179	92	CFM	29458	28372	27237	26046	24805	23530	22177	20550				
						BHP	5.14	5.24	5.33	5.40	5.45	5.49	5.50	5.46				
		42B30430	5	1088	91	CFM	30058	28789	27387	25790	24063							
						BHP	5.42	5.48	5.51	5.50	5.46							
		42B30420	7 1/2	1504	100	CFM	32116	31293	30442	29560	28644	27694	26717	25719	24716	22282		
						BHP	7.68	7.80	7.90	7.99	8.07	8.14	8.19	8.23	8.26	8.20		
		42B30425	7 1/2	1350	97	CFM	33731	32787	31812	30801	29753	28671	27563	26448	25209	22168		
						BHP	7.72	7.84	7.94	8.04	8.11	8.17	8.21	8.25	8.26	8.12		
		42B30430	7 1/2	1245	94	CFM	34396	33299	32119	30831	29405	27896						
						BHP	8.13	8.19	8.24	8.25	8.23	8.19						
		42B30420	10	1655	102	CFM	35341	34595	33828	33039	32226	31386	30522	29637	28735	26898	24653	
						BHP	10.24	10.36	10.48	10.59	10.68	10.77	10.84	10.90	10.95	11.01	10.93	
		42B30425	10	1485	99	CFM	37104	36249	35370	34465	33533	32573	31588	30583	29569	27327	24553	
						BHP	10.27	10.41	10.53	10.63	10.73	10.80	10.87	10.92	10.97	10.98	10.82	
		42B30430	10	1371	97	CFM	37877	36886	35837	34716	33498	32179	30806	29363				
						BHP	10.85	10.93	10.98	11.02	11.02	10.99	10.94	10.86				
	4 BLADES "E" Prop	TB-42E432	1	518	80	CFM	16880	14675	11748									FEG67
						BHP	0.90	0.98	0.99									
		TB-42E428	1	554	81	CFM	16438	14398	11907									
						BHP	0.88	0.96	1.00									
		TB-42E420	1	654	85	CFM	14967	13439	11441									
						BHP	0.85	0.93	0.99									
		TB-42E432	1 1/2	593	83	CFM	19323	17458	15169									
						BHP	1.35	1.44	1.50									
		TB-42E428	1 1/2	634	84	CFM	18812	17037	15175	12336								
						BHP	1.32	1.41	1.49	1.49								
		TB-42E420	1 1/2	748	89	CFM	17118	15820	14209	12344								
						BHP	1.27	1.36	1.45	1.50								
		TB-42E432	2	653	86	CFM	21279	19611	17644	15340								
						BHP	1.80	1.90	1.98	2.00								
		TB-42E428	2	697	87	CFM	20681	19074	17427	15406								
						BHP	1.75	1.86	1.95	2.00								
		TB-42E420	2	824	91	CFM	18857	17697	16333	14707	12875							
						BHP	1.70	1.80	1.90	1.98	2.00							
		TB-42E432	3	747	90	CFM	24342	22908	21301	19447	17368							
						BHP	2.69	2.81	2.92	2.99	2.98							
		TB-42E428	3	798	90	CFM	23678	22281	20846	19376	17491							
						BHP	2.63	2.76	2.86	2.96	3.00							
		TB-42E420	3	943	95	CFM	21581	20583	19472	18167	16728	15171						
						BHP	2.55	2.67	2.78	2.89	2.97	3.00						
		TB-42E432	5	886	94	CFM	28871	27681	26398	24990	23427	21771	19717					
						BHP	4.49	4.64	4.77	4.89	4.98	5.00	4.94					
		TB-42E428	5	947	95	CFM	28099	26928	25729	24518	23289	21852	20041					
						BHP	4.40	4.55	4.69	4.81	4.92	4.99	5.00					
		TB-42E420	15	1117	100	CFM	25563	24732	23840	22868	21767	20560	19335	17993	16322			
						BHP	4.23	4.38	4.51	4.64	4.78	4.89	4.96	4.99	4.96			
		TB-42E432	7 1/2	1014	98	CFM	33042	32011	30921	29761	28508	27150	25720	24214	22228			
						BHP	6.73	6.90	7.06	7.21	7.34	7.45	7.50	7.49	7.39			
		TB-42E428	7 1/2	1083	99	CFM	32135	31113	30073	29015	27959	26891	25715	24317	22641			
					BHP	6.58	6.75	6.91	7.06	7.20	7.33	7.43	7.49	7.48				
	TB-42E420	7 1/2	1279	104	CFM	29270	28551	27792	26987	26125	25171	24134	23070	21992	19458			
					BHP	6.36	6.52	6.68	6.83	6.98	7.13	7.27	7.38	7.45	7.48			
	TB-42E432	10	1116	101	CFM	36366	35433	34458	33433	32351	31191	29953	28657	27331	23706			
					BHP	8.97	9.16	9.34	9.51	9.67	9.81	9.92	9.99	10.00	9.77			
	TB-42E428	10	1192	102	CFM	35369	34442	33502	32548	31581	30626	29655	28609	27405	24386			
					BHP	8.77	8.97	9.15	9.32	9.48	9.63	9.77	9.89	9.96	9.95			
	TB-42E420	10	1408	106	CFM	32222	31572	30893	30181	29432	28634	27764	26829	25863	23901	21581		
					BHP	8.48	8.66	8.83	9.01	9.18	9.34	9.51	9.66	9.80	9.96	9.99		

NOTES:

- Performance certified is for installation Type B: Free inlet, ducted outlet.
- Power rating (BHP) does not include transmission losses.
- Performance ratings do not include the effects of appurtenances (accessories).
- The sound power level ratings shown are in decibels, referred to 10⁻¹² watts calculated per AMCA Standard 301.
- Values shown are for inlet LwiA sound power levels for installation Type B: Free inlet, ducted outlet. Ratings do not include the effects of end correction.
- Sound power values shown are at the peak cataloged pressure for each RPM.

PERFORMANCE DATA

TB – Die Cast Aluminum Propeller

MODEL INFO		MOTOR HP	FAN RPM	LwIA		STATIC PRESSURE (IN. W.G.)												FAN EFF. GRADE
SIZE	NO. OF BLADES					CATALOG NUMBER	0.000	0.125	0.250	0.375	0.500	0.625	0.750	0.875	1.000	1.250	1.500	
42	Outlet Area: 9.85 ft²																	
	8 BLADES "E" Prop	TB-42E832	1	447	78	CFM	15564	13876	11276									FEG63
						BHP	0.81	0.94	1.00									
		TB-42E832	1½	512	82	CFM	17827	16404	14588									
						BHP	1.22	1.37	1.48									
		TB-42E832	2	563	85	CFM	19603	18332	16807	14723								
						BHP	1.62	1.79	1.92	1.99								
		TB-42E832	3	645	88	CFM	22458	21369	20133	18670	16718							
						BHP	2.43	2.63	2.80	2.93	3.00							
	TB-42E832	5	765	93	CFM	26636	25734	24752	23667	22442	20960							
BHP					4.06	4.30	4.51	4.71	4.86	4.97								
TB-42E832	7½	875	97	CFM	30466	29684	28853	27961	26994	25934	24725	23287						
				BHP	6.08	6.35	6.61	6.85	7.06	7.24	7.38	7.47						
TB-42E832	10	963	99	CFM	33530	32823	32081	31296	30461	29566	28599	27525	26284					
				BHP	8.10	8.40	8.69	896	9.22	9.45	9.64	9.81	9.92					
48	Outlet Area: 12.90 ft²																	
	4 BLADES "B" Prop	48B30420	1½	751	86	CFM	22327	20116	17627									FEG67
						BHP	1.59	1.63	1.65									
		48B30425	1½	677	81	CFM	23652	21113	18306									
						BHP	1.59	1.63	1.65									
		48B30430	1½	619	80	CFM	23807	20591										
						BHP	1.65	1.64										
		48B30420	2	827	89	CFM	24587	22603	20387	17968								
						BHP	2.12	2.17	2.20	2.20								
		48B30425	2	745	84	CFM	26027	23746	21236	18319								
						BHP	2.12	2.17	2.20	2.18								
		48B30430	2	681	82	CFM	26191	23367										
						BHP	2.20	2.20										
		48B30420	3	946	92	CFM	28125	26412	24546	22550	20368							
						BHP	3.17	3.24	3.28	3.30	3.28							
		48B30425	3	853	87	CFM	29800	27831	25703	23469								
						BHP	3.19	3.25	3.28	3.30								
		48B30430	3	779	85	CFM	29960	27573										
						BHP	3.29	3.30										
		48B30420	5	1122	96	CFM	33357	31930	30418	28804	27119	25410	23338					
						BHP	5.29	5.37	5.44	5.48	5.50	5.51	5.45					
		48B30425	5	1011	91	CFM	35320	33676	31942	30109	28220	26152						
						BHP	5.31	5.38	5.43	5.47	5.50	5.49						
		48B30430	5	924	90	CFM	35537	33579	31315									
						BHP	5.50	5.51	5.48									
		48B30420	7½	1284	99	CFM	38173	36935	35642	34285	32860	31388	29911	28314				
						BHP	7.93	8.02	8.11	8.17	8.22	8.24	8.26	8.23				
		48B30425	7½	1157	94	CFM	40421	38993	37508	35956	34340	32687	31002	28975				
						BHP	7.96	8.04	8.11	8.16	8.20	8.23	8.25	8.20				
	48B30430	7½	1057	93	CFM	40652	38966	37103	34971									
					BHP	8.23	8.25	8.24	8.17									
	4 BLADES "E" Prop	TB-48E432	1½	520	82	CFM	23604	20888	17559								FEG71	
BHP						1.29	1.43	1.50										
TB-48E428		1½	559	83	CFM	23045	20614	17625										
					BHP	1.26	1.42	1.50										
TB-48E420		1½	674	89	CFM	20935	18887	16335	13357									
					BHP	1.25	1.38	1.47	1.49									
TB-48E432		2	572	86	CFM	25965	23515	20824	15748									
					BHP	1.72	1.88	1.98	1.88									
TB-48E428	2	615	84	CFM	25353	23180	20618											
				BHP	1.68	1.87	1.98											

NOTES:

1. Performance certified is for installation Type B: Free inlet, ducted outlet.
2. Power rating (BHP) does not include transmission losses.
3. Performance ratings do not include the effects of appurtenances (accessories).
4. The sound power level ratings shown are in decibels, referred to 10⁻¹² watts calculated per AMCA Standard 301.
5. Values shown are for inlet LwIA sound power levels for installation Type B: Free inlet, ducted outlet. Ratings do not include the effects of end correction.
6. Sound power values shown are at the peak cataloged pressure for each RPM.

TB – Die Cast Aluminum Propeller

MODEL INFO			MOTOR HP	FAN RPM	LwIA		STATIC PRESSURE (IN. W.G.)										FAN EFF. GRADE
SIZE	NO. OF BLADES	CATALOG NUMBER					0.000	0.125	0.250	0.375	0.500	0.625	0.750	0.875	1.000	1.250	
48	Outlet Area: 12.90 ft²																
	4 BLADES "E" Prop	TB-48E420	2	742	92	CFM	23047	21218	19026	16455	13536						FEG71
						BHP	1.67	1.82	1.93	2.00	1.97						
		TB-48E432	3	655	87	CFM	29732	27616	25383	22709							
						BHP	2.58	2.77	2.92	3.00							
		TB-48E428	3	704	88	CFM	29022	27156	25062	22641							
						BHP	2.52	2.74	2.90	2.99							
		TB-48E420	3	849	95	CFM	26371	24800	23022	20957	18655	16196					
						BHP	2.50	2.67	2.82	2.92	2.99	2.96					
		TB-48E432	5	776	93	CFM	35225	33455	31599	29696	27465	24305					
						BHP	4.29	4.53	4.73	4.87	4.97	4.96					
		TB-48E428	5	835	93	CFM	34423	32873	31200	29371	27326	25051					
						BHP	4.20	4.48	4.70	4.87	4.98	5.00					
		TB-48E420	5	1006	100	CFM	31247	29943	28530	26962	25216	23336	21331	19237			
						BHP	4.16	4.37	4.56	4.71	4.83	4.94	4.98	4.93			
		TB-48E432	7 1/2	888	97	CFM	40309	38771	37177	35533	33858	31951	29530	25813			
						BHP	6.43	6.71	6.95	7.15	7.31	7.43	7.49	7.24			
	TB-48E428	7 1/2	955	97	CFM	39370	38026	36605	35091	33464	31690	29793	27413				
					BHP	6.29	6.61	6.89	7.12	7.30	7.42	7.48	7.45				
	TB-48E420	7 1/2	1153	104	CFM	35813	34685	33489	32212	30816	29299	27703	25998	24241	20103		
					BHP	6.26	6.51	6.73	6.94	7.11	7.25	7.37	7.47	7.50	7.34		
	TB-48E432	10	977	99	CFM	44349	42955	41520	40040	38542	37000	35255	33133	30349			
					BHP	8.56	8.87	9.15	9.39	9.60	9.76	9.89	9.97	9.88			
	TB-48E428	10	1052	100	CFM	43369	42155	40885	39549	38138	36637	35022	33314	31426			
					BHP	8.41	8.76	9.08	9.36	9.60	9.78	9.92	9.99	10.00			
	TB-48E420	10	1269	107	CFM	39416	38397	37327	36201	35004	33710	32327	30889	29368	26186	22427	
					BHP	8.35	8.62	8.87	9.11	9.32	9.50	9.65	9.79	9.92	9.99	9.80	
	8 BLADES "E" Prop	TB-48E832	1 1/2	450	81	CFM	21758	19832	16867								FEG67
						BHP	1.21	1.37	1.50								
		TB-48E832	2	495	83	CFM	23934	22228	19967								
						BHP	1.61	1.79	1.96								
		TB-48E832	3	566	87	CFM	27367	25914	24165	21780							
BHP						2.41	2.62	2.82	2.97								
TB-48E832		5	672	94	CFM	32492	31297	29953	28387	26422	22950						
					BHP	4.03	4.28	4.52	4.75	4.95	4.88						
TB-48E832		7 1/2	770	98	CFM	37230	36201	35080	33840	32434	30765	28437	24017				
					BHP	6.06	6.35	6.63	6.91	7.17	7.41	7.49	7.04				
TB-48E832		10	847	100	CFM	40953	40024	39029	37954	36773	35455	33926	31960	28698			
					BHP	8.06	8.39	8.70	9.01	9.30	9.59	9.85	9.98	9.75			
54	Outlet Area: 16.28 ft²																
	6 BLADES "B" Prop	54B40620	1 1/2	571	88	CFM	26230	23584	20469								FEG63
						BHP	1.46	1.57	1.64								
		54B40625	1 1/2	518	83	CFM	27880	24679	20929								
						BHP	1.53	1.62	1.66								
		54B40630	1 1/2	473	82	CFM	28364	24550									
						BHP	1.61	1.66									
		54B40620	2	628	90	CFM	28848	26479	23747								
						BHP	1.94	2.07	2.16								
		54B40625	2	570	84	CFM	30679	27821	24497								
						BHP	2.04	2.15	2.19								
		54B40630	2	520	84	CFM	31183	27794									
						BHP	2.14	2.20									
		54B40620	3	719	93	CFM	33029	30993	28725	26218							
						BHP	2.91	3.06	3.18	3.26							
		54B40625	3	652	88	CFM	35093	32640	29868	26864							
						BHP	3.05	3.18	3.26	3.30							
		54B40630	3	595	88	CFM	35680	32790	29407								
						BHP	3.21	3.28	3.30								
	54B40620	5	852	98	CFM	39138	37445	35624	33647	31531	29320						
BHP					4.83	5.02	5.19	5.31	5.41	5.50							
54B40625	5	773	92	CFM	41605	39570	37359	34941	32402								
				BHP	5.08	5.25	5.37	5.44	5.49								
54B40630	5	706	92	CFM	42337	39950	37297	34335									
				BHP	5.36	5.45	5.50	5.51									

NOTES:

- Performance certified is for installation Type B: Free inlet, ducted outlet.
- Power rating (BHP) does not include transmission losses.
- Performance ratings do not include the effects of appurtenances (accessories).
- The sound power level ratings shown are in decibels, referred to 10⁻¹² watts calculated per AMCA Standard 301.
- Values shown are for inlet LwIA sound power levels for installation Type B: Free inlet, ducted outlet. Ratings do not include the effects of end correction.
- Sound power values shown are at the peak cataloged pressure for each RPM.

TB – Die Cast Aluminum Propeller

MODEL INFO			MOTOR HP	FAN RPM	LwiA		STATIC PRESSURE (IN. W.G.)											FAN EFF. GRADE	
SIZE	NO. OF BLADES	CATALOG NUMBER					0.000	0.125	0.250	0.375	0.500	0.625	0.750	0.875	1.000	1.250	1.500		
54	Outlet Area: 16.28 ft²																		
	6 BLADES "B" Prop	54B40620	7½	975	101	CFM	44789	43321	41772	40128	38377	36533	34628	32595				FEG63	
						BHP	7.24	7.46	7.66	7.83	7.97	8.09	8.19	8.26					
		54B40625	7½	885	96	CFM	47633	45872	44001	41996	39855	37636	35374						
						BHP	7.62	7.82	7.98	8.10	8.17	8.22	8.27						
		54B40630	7½	808	96	CFM	48453	46391	44169	41728	39108								
						BHP	8.03	8.14	8.22	8.26	8.26								
		54B40620	10	1073	104	CFM	49290	47962	46576	45122	43590	41979	40300	38573	36797				
						BHP	9.66	9.90	10.12	10.33	10.50	10.65	10.77	10.88	10.98				
		54B40625	10	974	99	CFM	52424	50831	49159	47394	45520	43554	41535	39502					
						BHP	10.16	10.38	10.57	10.72	10.83	10.90	10.96	11.01					
		54B40630	10	889	98	CFM	53311	51448	49470	47347	45047	42649							
						BHP	10.69	10.82	10.92	10.98	11.00	11.01							
		54B40620	15	1229	107	CFM	56457	55303	54112	52878	51598	50266	48880	47444	45967	42932			
						BHP	14.51	14.79	15.06	15.30	15.53	15.73	15.91	16.07	16.21	16.45			
		54B40625	15	1115	103	CFM	60013	58629	57195	55703	54146	52515	50818	49074	47305	43623			
						BHP	15.24	15.50	15.73	15.93	16.10	16.22	16.31	16.38	16.45	16.53			
		54B40630	15	1018	102	CFM	61046	59431	57742	55968	54088	52088	50007						
						BHP	16.06	16.21	16.33	16.43	16.49	16.52	16.53						
	4 BLADES "C" Prop	TB-54C320	1½	525	78	CFM	28592	23237	16476									FEG67	
						BHP	1.45	1.50	1.39										
		TB-54C310	1½	659	83	CFM	26598	22728	18559										
						BHP	1.37	1.44	1.49										
		TB-54C320	2	578	82	CFM	31478	26659	21485										
						BHP	1.93	2.00	1.93										
		TB-54C310	2	725	88	CFM	29262	25910	21957	17198									
						BHP	1.82	1.89	1.97	1.98									
		TB-54C320	3	661	85	CFM	35999	31838	27468	22064									
						BHP	2.89	2.96	2.97	2.82									
		TB-54C310	3	830	93	CFM	33500	30678	27047	23986	19367								
						BHP	2.73	2.81	2.92	2.98	2.96								
		TB-54C320	5	784	90	CFM	42697	39226	35561	31911	27470								
						BHP	4.82	4.91	4.99	4.93	4.75								
		TB-54C310	5	984	98	CFM	39715	37402	34681	31527	29013	25618	21160						
						BHP	4.55	4.64	4.76	4.89	4.96	5.00	4.79						
		TB-54C320	7½	897	93	CFM	48852	45834	42697	39438	36279	32544	27003						
						BHP	7.21	7.33	7.42	7.49	7.38	7.18	6.87						
	TB-54C310	7½	1061	100	CFM	42823	40697	38300	35345	32777	30404	26847	22684						
					BHP	5.70	5.80	5.92	6.07	6.17	6.23	6.26	6.00						
	TB-54C320	10	988	96	CFM	53807	51077	48263	45338	42384	39529	36113	31474						
					BHP	9.64	9.76	9.87	9.98	9.98	9.83	9.61	9.30						
	TB-54C310	15	1061	98	CFM	57783	55245	52641	49953	47193	44492	41793	38477	34160					
					BHP	11.94	12.07	12.19	12.31	12.39	12.32	12.12	11.88	11.55					
	6 BLADES "C" Prop	TB-54C625	1½	394	74	CFM	27948	23724										FEG67	
						BHP	1.41	1.49											
		TB-54C620	1½	440	78	CFM	27067	23182	17724										
						BHP	1.31	1.45	1.49										
		TB-54C610	1½	543	85	CFM	24164	21658	18107	13665									
						BHP	1.19	1.34	1.45	1.49									
		TB-54C625	2	434	78	CFM	30785	26978	21638										
						BHP	1.88	1.99	1.96										
TB-54C620		2	484	80	CFM	29774	26376	21994											
					BHP	1.75	1.91	1.99											
TB-54C610		2	597	86	CFM	26566	24364	21131	17975										
					BHP	1.58	1.75	1.90	1.97										
TB-54C625		3	496	83	CFM	35183	31885	28262	22728										
					BHP	2.81	2.95	2.99	2.88										
TB-54C620		3	554	84	CFM	34080	31211	27568	23418										
					BHP	2.62	2.81	2.96	2.99										
TB-54C610		3	683	91	CFM	30394	28533	26073	23187	20294	15914								
					BHP	2.37	2.56	2.75	2.88	2.96	2.92								

NOTES:

- Performance certified is for installation Type B: Free inlet, ducted outlet.
- Power rating (BHP) does not include transmission losses.
- Performance ratings do not include the effects of appurtenances (accessories).
- The sound power level ratings shown are in decibels, referred to 10⁻¹² watts calculated per AMCA Standard 301.
- Values shown are for inlet LwiA sound power levels for installation Type B: Free inlet, ducted outlet. Ratings do not include the effects of end correction.
- Sound power values shown are at the peak cataloged pressure for each RPM.

TB – Die Cast Aluminum Propeller

MODEL INFO			MOTOR HP	FAN RPM	LwIA		STATIC PRESSURE (IN. W.G.)											FAN EFF. GRADE	
SIZE	NO. OF BLADES	CATALOG NUMBER					0.000	0.125	0.250	0.375	0.500	0.625	0.750	0.875	1.000	1.250	1.500		
54	Outlet Area: 16.28 ft²																		
	6 BLADES "C" Prop	TB-54C625	5	589	88	CFM	41780	39039	36156	32850	27962							FEG67	
						BHP	4.71	4.88	4.98	5.00	4.86								
		TB-54C620	5	657	90	CFM	40417	38063	35333	32079	28718	23384							
						BHP	4.38	4.60	4.80	4.95	4.99	4.83							
		TB-54C610	5	811	96	CFM	36090	34567	32804	30477	28021	25855	22885	19116					
						BHP	3.96	4.19	4.42	4.63	4.80	4.90	5.00	4.91					
		TB-54C625	7 1/2	674	91	CFM	47809	45431	42936	40391	37318	32878							
						BHP	7.06	7.26	7.41	7.49	7.48	7.31							
		TB-54C620	7 1/2	752	93	CFM	46261	44236	41996	39399	36520	33651	29433						
						BHP	6.56	6.82	7.06	7.28	7.43	7.48	7.40						
		TB-54C610	7 1/2	928	99	CFM	41296	39986	38533	36870	34703	32516	30650	28573	25742				
						BHP	5.94	6.20	6.46	6.72	6.96	7.15	7.28	7.39	7.49				
		TB-54C625	10	742	95	CFM	52632	50482	48245	45947	43569	40523	36408	32887					
						BHP	9.42	9.65	9.83	9.95	10.00	9.97	9.77	9.57					
		TB-54C620	10	828	96	CFM	50936	49112	47136	44951	42436	39827	37225	33741	29250				
BHP	8.76					9.05	9.32	9.57	9.79	9.93	9.99	9.93	9.64						
TB-54C610	10	1021	102	CFM	45434	44254	42972	41556	39909	37841	35868	34166	32408	27432					
				BHP	7.91	8.20	8.49	8.77	9.04	9.31	9.51	9.66	9.78	9.99					
TB-54C625	15	849	97	CFM	60222	58351	56424	54435	52428	50369	48009	44749	41213						
				BHP	14.11	14.38	14.60	14.78	14.91	14.98	14.98	14.84	14.61						
TB-54C620	15	948	100	CFM	58318	56739	55065	53275	51326	49143	46845	44611	42288	35134					
				BHP	13.15	13.48	13.80	14.10	14.38	14.64	14.84	14.95	14.99	14.66					
TB-54C610	15	1061	104	CFM	47214	46082	44860	43525	42025	40150	38129	36408	34784	30653	24944				
				BHP	8.87	9.18	9.48	9.77	10.06	10.34	10.58	10.76	10.90	11.16	10.98				
60	Outlet Area: 20.04 ft²																		
	4 BLADES "C" Prop	TB-60C325	2	477	78	CFM	34251	28689										FEG63	
						BHP	2.00	1.97											
		TB-60C320	2	522	82	CFM	34332	29236	21075										
						BHP	1.10	2.00	1.87										
		TB-60C310	2	652	91	CFM	32995	28449	22850										
						BHP	1.82	1.94	1.98										
		TB-60C325	3	546	82	CFM	39206	34459	27969										
						BHP	2.99	2.98	2.86										
		TB-60C320	3	597	87	CFM	39265	34983	29417										
						BHP	2.92	2.99	2.95										
		TB-60C310	3	747	95	CFM	37803	33903	29456	24314									
						BHP	2.74	2.88	3.00	2.94									
		TB-60C325	5	647	86	CFM	46458	42539	38154	31511									
						BHP	4.98	4.98	4.90	4.70									
		TB-60C320	5	708	89	CFM	46566	43069	38931	33822	25324								
						BHP	4.88	4.97	4.98	4.90	4.49								
		TB-60C310	5	886	99	CFM	44837	41602	38104	34128	29762								
						BHP	4.57	4.73	4.91	5.00	4.93								
		TB-60C325	7 1/2	741	89	CFM	53208	49832	46172	41962	35534								
						BHP	7.48	7.50	7.44	7.31	7.04								
		TB-60C320	7 1/2	811	93	CFM	53340	50341	46970	43048	38410	31319							
						BHP	7.33	7.45	7.50	7.46	7.36	6.93							
		TB-60C310	7 1/2	955	101	CFM	48329	45344	42152	38685	34648	30703							
						BHP	5.72	5.90	6.08	6.25	6.24	6.12							
		TB-60C325	10	815	91	CFM	58521	55474	52205	48721	44351	37710							
						BHP	9.95	9.98	9.94	9.83	9.64	9.27							
		TB-60C320	10	892	96	CFM	58668	55966	53004	49676	45889	41446	34823						
BHP						9.76	9.89	9.97	9.96	9.89	9.76	9.25							
TB-60C325	15	933	96	CFM	66994	64354	61572	58645	55551	51835	46901								
				BHP	14.93	14.96	14.95	14.88	14.73	14.53	14.21								
TB-60C320	15	955	98	CFM	62811	60301	57588	54604	51262	47531	43001	36380							
				BHP	11.97	12.12	12.21	12.24	12.19	12.10	11.88	11.26							

NOTES:

- Performance certified is for installation Type B: Free inlet, ducted outlet.
- Power rating (BHP) does not include transmission losses.
- Performance ratings do not include the effects of appurtenances (accessories).
- The sound power level ratings shown are in decibels, referred to 10⁻¹² watts calculated per AMCA Standard 301.
- Values shown are for inlet LwIA sound power levels for installation Type B: Free inlet, ducted outlet. Ratings do not include the effects of end correction.
- Sound power values shown are at the peak cataloged pressure for each RPM.

TB – Die Cast Aluminum Propeller

MODEL INFO			MOTOR HP	FAN RPM	LwIA		STATIC PRESSURE (IN. W.G.)											FAN EFF. GRADE
SIZE	NO. OF BLADES	CATALOG NUMBER					0.000	0.125	0.250	0.375	0.500	0.625	0.750	0.875	1.000	1.250	1.500	
60	6 BLADES "C" Prop	Outlet Area: 20.04 ft ²																FEG67
		TB-60C625	2	392	80	CFM	34877	29367										
						BHP	1.88	1.99										
		TB-60C620	2	427	82	CFM	34113	29413	23681									
						BHP	1.78	1.94	1.97									
		TB-60C610	2	537	86	CFM	31534	27838	23488	18010								
						BHP	1.61	1.82	1.97	1.97								
		TB-60C625	3	449	84	CFM	39948	35284	29781									
						BHP	2.82	2.97	2.98									
		TB-60C620	3	489	87	CFM	39066	34930	30718									
						BHP	2.68	2.86	2.99									
		TB-60C610	3	615	90	CFM	36115	32939	29397	25259	20217							
						BHP	2.41	2.66	2.87	2.99	2.95							
		TB-60C625	5	532	90	CFM	47333	43495	39122	34292								
						BHP	4.69	4.88	4.99	4.94								
		TB-60C620	5	580	92	CFM	46336	42847	39432	35649	29733							
						BHP	4.47	4.69	4.88	5.00	4.84							
		TB-60C610	5	729	95	CFM	42809	40169	37330	34233	30744	26852	21659					
						BHP	4.02	4.32	4.59	4.81	4.96	4.98	4.80					
		TB-60C625	7 1/2	609	94	CFM	54183	50876	47248	43214	38922							
						BHP	7.03	7.27	7.43	7.49	7.39							
		TB-60C620	7 1/2	664	96	CFM	53047	49999	46965	44006	40553	35838						
						BHP	6.70	6.96	7.19	7.40	7.50	7.37						
		TB-60C610	7 1/2	835	99	CFM	49034	46748	44336	41776	39027	36006	32725	29078	24038			
						BHP	6.04	6.39	6.70	7.00	7.25	7.43	7.50	7.45	7.16			
		TB-60C625	10	670	96	CFM	59611	56627	53419	49905	46163	42073						
						BHP	9.36	9.63	9.83	9.95	9.96	9.80						
		TB-60C620	10	731	99	CFM	58400	55631	52863	50170	47398	44109	39801					
						BHP	8.94	9.23	9.49	9.74	9.94	10.00	9.86					
		TB-60C610	10	919	102	CFM	53966	51899	49739	47475	45090	42546	39791	36838	33670			
						BHP	8.06	8.44	8.79	9.13	9.44	9.70	9.89	9.99	9.98			
		TB-60C625	15	767	100	CFM	68241	65655	62928	60028	56910	53634	50302	46053				
						BHP	14.05	14.36	14.62	14.81	14.94	14.95	14.84	14.49				
		TB-60C620	15	837	103	CFM	66868	64450	62032	59621	57289	54895	52174	49048	44884			
						BHP	13.42	13.76	14.07	14.36	14.64	14.87	15.00	14.98	14.74			
		TB-60C610	15	955	103	CFM	56080	54094	52026	49867	47605	45214	42648	39892	36974	29810		
						BHP	9.04	9.44	9.81	10.16	10.49	10.78	11.01	11.17	11.22	10.94		
		TB-60C625	20	845	103	CFM	75180	72844	70405	67849	65142	62273	59292	56306	52875			
						BHP	18.78	19.13	19.43	19.68	19.87	19.99	20.00	19.90	19.64			
		TB-60C620	20	921	105	CFM	73579	71381	69184	66987	64818	62707	60526	58099	55393	47721		
						BHP	17.88	18.26	18.61	18.93	19.24	19.54	19.81	19.97	20.00	19.43		
		TB-60C625	25	910	104	CFM	80964	78801	76557	74222	71782	69208	66512	63739	60974	54001		
						BHP	23.46	23.84	24.17	24.46	24.69	24.87	24.97	24.97	24.87	24.10		
		TB-60C620	25	955	106	CFM	76295	74176	72057	69938	67830	65788	63728	61521	59045	52980		
						BHP	19.94	20.33	20.69	21.03	21.36	21.67	21.97	22.19	22.30	22.07		

NOTES:

1. Performance certified is for installation Type B: Free inlet, ducted outlet.
2. Power rating (BHP) does not include transmission losses.
3. Performance ratings do not include the effects of appurtenances (accessories).
4. The sound power level ratings shown are in decibels, referred to 10⁻¹² watts calculated per AMCA Standard 301.
5. Values shown are for inlet LwIA sound power levels for installation Type B: Free inlet, ducted outlet. Ratings do not include the effects of end correction.
6. Sound power values shown are at the peak cataloged pressure for each RPM.

TB / TBSH – Fabricated Steel Propeller

MODEL INFO		MOTOR HP	FAN RPM	LwIA		STATIC PRESSURE (IN. W.G.)											FAN EFF. GRADE	
SIZE	CATALOG NUMBER					0.000	0.125	0.250	0.375	0.500	0.625	0.750	0.875	1.000	1.250	1.500		
24	Outlet Area: 3.21 ft²																	FEG71
	TB-24Z545	1/3	751	76	CFM	5810	4901											
					BHP	0.31	0.33											
	TB-24Z535	1/3	876	78	CFM	5237	4780	4027										
					BHP	0.28	0.31	0.33										
	TB-24Z545	1/2	860	80	CFM	6654	5818											
					BHP	0.47	0.49											
	TB-24Z535	1/2	1002	82	CFM	5990	5608	5065	4270									
					BHP	0.41	0.45	0.48	0.50									
	TB-24Z545	3/4	984	83	CFM	7613	6852	6238										
					BHP	0.71	0.74	0.75										
	TB-24Z535	3/4	1148	85	CFM	6863	6539	6141	5559	4817								
					BHP	0.62	0.67	0.71	0.74	0.75								
	TB-24Z545	1	1084	86	CFM	8387	7686	7119										
					BHP	0.94	0.98	1.00										
	TB-24Z535	1	1263	87	CFM	7550	7260	6921	6482	5898								
					BHP	0.83	0.88	0.92	0.96	0.99								
TB-24Z545	1½	1240	89	CFM	9594	8971	8426	7957										
				BHP	1.41	1.46	1.48	1.50										
TB-24Z535	1½	1446	91	CFM	8644	8395	8117	7797	7389	6876	6341							
				BHP	1.24	1.30	1.35	1.40	1.45	1.48	1.50							
TB-24Z545	2	1366	91	CFM	10569	9998	9475	9044	8577									
				BHP	1.89	1.94	1.97	1.99	2.00									
TB-24Z535	2	1591	93	CFM	9511	9286	9042	8770	8457	8061	7591	7119						
				BHP	1.65	1.72	1.78	1.84	1.94	1.89	1.97	1.99						
TB-24Z545	3	1563	95	CFM	12093	11588	11118	10688	10322	9929								
				BHP	2.83	2.89	2.93	2.96	2.99	3.00								
TB-24Z535	3	1821	97	CFM	10886	10692	10485	10262	10020	9751	9431	9047	8631	7694				
				BHP	2.48	2.55	2.62	2.69	2.76	2.82	2.88	2.92	2.96	2.99				
30	Outlet Area: 5.03 ft²																	FEG71
	TB-30Z545	1/2	664	79	CFM	8878	7437											
					BHP	0.47	0.50											
	TB-30Z535	1/2	791	82	CFM	8218	7394	6251										
					BHP	0.42	0.47	0.50										
	TB-30Z545	3/4	760	83	CFM	10162	9014											
					BHP	0.71	0.74											
	TB-30Z535	3/4	905	84	CFM	9403	8706	7809	6682									
					BHP	0.63	0.69	0.72	0.75									
	TB-30Z545	1	837	85	CFM	11192	10190	8626										
					BHP	0.95	0.99	0.99										
	TB-30Z535	1	996	89	CFM	10348	9726	8976	8038									
					BHP	0.84	0.90	0.95	0.98									
	TB-30Z545	1½	958	89	CFM	12809	11967	10845										
					BHP	1.42	1.47	1.50										
	TB-30Z535	1½	1141	91	CFM	11855	11322	10718	9991	9155	8118							
					BHP	1.26	1.33	1.40	1.45	1.48	1.50							
TB-30Z545	2	1053	92	CFM	14080	13328	12404	11105										
				BHP	1.89	1.94	1.98	1.99										
TB-30Z535	2	1255	93	CFM	13039	12559	12030	11428	10713	9945	8993							
				BHP	1.68	1.76	1.83	1.89	1.94	1.98	2.00							
TB-30Z545	3	1207	95	CFM	16139	15497	14759	13851	12652									
				BHP	2.84	2.90	2.95	2.99	2.99									
TB-30Z535	3	1436	97	CFM	14920	14505	14059	13575	13034	12414	11747	11056	10122					
				BHP	2.52	2.61	2.70	2.78	2.84	2.89	2.94	2.98	2.99					
TB-30Z545	5	1431	100	CFM	19134	18602	18019	17368	16608	15674	14565							
				BHP	4.73	4.81	4.87	4.93	4.98	5.00	4.94							
TB-30Z535	5	1592	100	CFM	16541	16169	15775	15356	14905	14406	13848	13249	12643					
				BHP	3.43	3.53	3.63	3.72	3.81	3.88	3.94	3.99	4.04					

NOTES:

- Performance certified is for installation Type B: Free inlet, ducted outlet.
- Power rating (BHP) does not include transmission losses.
- Performance ratings do not include the effects of appurtenances (accessories).
- The sound power level ratings shown are in decibels, referred to 10⁻¹² watts calculated per AMCA Standard 301.
- Values shown are for inlet LwIA sound power levels for installation Type B: Free inlet, ducted outlet. Ratings do not include the effects of end correction.
- Sound power values shown are at the peak cataloged pressure for each RPM.

PERFORMANCE DATA

TB / TBSH – Fabricated Steel Propeller

MODEL INFO		MOTOR HP	FAN RPM	LwIA		STATIC PRESSURE (IN. W.G.)											FAN EFF. GRADE
SIZE	CATALOG NUMBER					0.000	0.125	0.250	0.375	0.500	0.625	0.750	0.875	1.000	1.250	1.500	
36	Outlet Area: 7.27 ft²																
	TB-36Z545	3/4	561	80	CFM	12962	10939										FEG71
					BHP	0.71	0.75										
	TB-36Z535	3/4	668	83	CFM	11993	10826	9217									
					BHP	0.63	0.70	0.74									
	TB-36Z545	1	617	83	CFM	14256	12535										
					BHP	0.94	0.99										
	TB-36Z535	1	735	84	CFM	13196	12160	10804	9003								
					BHP	0.84	0.92	0.97	1.00								
	TB-36Z545	1½	707	86	CFM	16335	14919	12742									
					BHP	1.42	1.48	1.49									
	TB-36Z535	1½	842	90	CFM	15117	14235	13183	11862								
					BHP	1.26	1.35	1.43	1.48								
	TB-36Z545	2	778	89	CFM	17976	16724	15008									
					BHP	1.89	1.96	2.00									
	TB-36Z535	2	926	92	CFM	16625	15834	14931	13826	12576							
					BHP	1.68	1.78	1.87	1.93	1.98							
TB-36Z545	3	890	93	CFM	20563	19499	18203	16401									
				BHP	2.83	2.91	2.97	2.99									
TB-36Z535	3	1060	94	CFM	19031	18350	17601	16754	15753	14665	13410						
				BHP	2.52	2.64	2.74	2.83	2.90	2.96	3.00						
TB-36Z545	5	1056	97	CFM	24399	23524	22534	21361	19852	17929							
				BHP	4.73	4.82	4.90	4.97	5.00	4.88							
TB-36Z535	5	1257	99	CFM	22568	22001	21396	20746	20036	19230	18339	17420	16431				
				BHP	4.20	4.34	4.47	4.60	4.71	4.79	4.86	4.93	4.99				
TB-36Z545	7½	1208	101	CFM	27911	27156	26331	25413	24350	23053	21510						
				BHP	7.09	7.19	7.29	7.37	7.44	7.49	7.42						
42	Outlet Area: 9.85 ft²																
	TB-42Z545	1	448	79	CFM	17696	15262										FEG71
					BHP	0.92	0.99										
	TB-42Z530	1	593	84	CFM	15342	14089	12275									
					BHP	0.78	0.88	0.97									
	TB-42Z545	1½	512	82	CFM	20225	18208										
					BHP	1.38	1.46										
	TB-42Z530	1½	679	88	CFM	17567	16508	15149	13431								
					BHP	1.17	1.28	1.40	1.48								
	TB-42Z545	2	564	85	CFM	22279	20499	18085									
					BHP	1.84	1.94	2.00									
	TB-42Z530	2	746	91	CFM	19301	18352	17224	15705	14171							
					BHP	1.56	1.68	1.80	1.92	1.98							
	TB-42Z545	3	645	88	CFM	25478	23966	22126	19515								
					BHP	2.75	2.87	2.96	2.97								
	TB-42Z530	3	855	95	CFM	22121	21308	20392	19297	17917	16026	14814					
					BHP	2.34	2.48	2.62	2.76	2.90	2.99	2.99					
	TB-42Z545	5	765	92	CFM	30218	28974	27564	25910	23741							
					BHP	4.59	4.73	4.86	4.96	4.99							
	TB-42Z530	5	1014	99	CFM	26234	25560	24830	24027	23113	21518	20816	19715	18423			
				BHP	3.91	4.07	4.24	4.40	4.57	4.81	4.88	4.96	5.00				
TB-42Z545	7½	875	95	CFM	34563	33490	32316	31007	29514	26769							
				BHP	6.87	7.03	7.18	7.31	7.43	7.44							
TB-42Z530	7½	1137	102	CFM	29416	28820	28185	27505	26768	25571	24968	23904	22891	20742			
				BHP	5.51	5.69	5.88	6.06	6.24	6.51	6.63	6.81	6.93	7.05			
TB-42Z545	10	963	97	CFM	38039	37071	36031	34901	33654	31623	30562						
				BHP	9.16	9.34	9.51	9.66	9.80	9.96	9.98						

NOTES:

- Performance certified is for installation Type B: Free inlet, ducted outlet.
- Power rating (BHP) does not include transmission losses.
- Performance ratings do not include the effects of appurtenances (accessories).
- The sound power level ratings shown are in decibels, referred to 10⁻¹² watts calculated per AMCA Standard 301.
- Values shown are for inlet LwIA sound power levels for installation Type B: Free inlet, ducted outlet. Ratings do not include the effects of end correction.
- Sound power values shown are at the peak cataloged pressure for each RPM.

TB / TBSH – Fabricated Steel Propeller

MODEL INFO		MOTOR HP	FAN RPM	LwIA		STATIC PRESSURE (IN. W.G.)											FAN EFF. GRADE
SIZE	CATALOG NUMBER					0.000	0.125	0.250	0.375	0.500	0.625	0.750	0.875	1.000	1.250	1.500	
48	Outlet Area: 12.90 ft²																
	TB-48Z545	1½	438	82	CFM	23988	20639										FEG71
					BHP	1.42	1.50										
	TB-48Z535	1½	521	86	CFM	22172	20198	17521									
					BHP	1.26	1.39	1.47									
	TB-48Z545	2	482	85	CFM	26398	23522										
					BHP	1.90	1.98										
	TB-48Z535	2	573	86	CFM	24385	22628	20389	17607								
					BHP	1.68	1.82	1.93	1.99								
	TB-48Z545	3	551	88	CFM	30177	27782	24270									
					BHP	2.83	2.94	2.99									
	TB-48Z535	3	656	89	CFM	27917	26417	24663	22463	19952							
					BHP	2.52	2.68	2.83	2.92	2.99							
	TB-48Z545	5	653	93	CFM	35764	33821	31421	28027								
					BHP	4.72	4.85	4.95	4.96								
	TB-48Z535	5	802	95	CFM	34131	32931	31615	30134	28385	26472	24337					
					BHP	4.60	4.81	5.00	5.17	5.29	5.39	5.47					
TB-48Z545	7½	748	96	CFM	40966	39307	37393	35022	31886								
				BHP	7.09	7.24	7.37	7.47	7.44								
TB-48Z535	7½	891	99	CFM	37918	36847	35696	34444	33039	31429	29705	27902					
				BHP	6.30	6.54	6.76	6.96	7.13	7.26	7.37	7.48					
TB-48Z545	10	823	99	CFM	45074	43582	41915	39985	37576	34579							
				BHP	9.44	9.61	9.76	9.88	9.98	9.88							
TB-48Z535	10	981	102	CFM	41748	40782	39757	38663	37483	36167	34697	33134	31549				
				BHP	8.41	8.67	8.92	9.15	9.36	9.54	9.68	9.80	9.93				
54	Outlet Area: 16.28 ft²																
	TB-54Z545	1½	330	78	CFM	28249	23759										FEG71
					BHP	1.39	1.49										
	TB-54Z530	1½	435	84	CFM	24568	22084	19091									
					BHP	1.20	1.35	1.48									
	TB-54Z545	2	363	81	CFM	31074	27032										
					BHP	1.85	1.97										
	TB-54Z530	2	478	87	CFM	26996	24768	22206	18877								
					BHP	1.59	1.76	1.91	2.00								
	TB-54Z545	3	416	84	CFM	35611	32120	27904									
					BHP	2.78	2.93	2.99									
	TB-54Z530	3	547	90	CFM	30893	28975	26857	24436	21285							
					BHP	2.38	2.58	2.76	2.92	3.00							
	TB-54Z545	5	493	88	CFM	42202	39311	36235	31711								
					BHP	4.63	4.82	4.95	4.91								
	TB-54Z530	5	649	95	CFM	36654	35059	33352	31515	29485	27185						
					BHP	3.98	4.21	4.43	4.65	4.85	4.98						
	TB-54Z545	7½	564	93	CFM	48280	45779	43105	40374								
					BHP	6.94	7.16	7.33	7.46								
	TB-54Z530	7½	742	98	CFM	41907	40522	39066	37527	35899	34140	32204	29962				
				BHP	5.95	6.21	6.47	6.72	6.97	7.20	7.37	7.48					
TB-54Z545	10	621	95	CFM	53159	50901	48514	46067	43402								
				BHP	9.26	9.51	9.72	9.88	9.97								
TB-54Z530	10	817	100	CFM	46143	44890	43586	42223	40795	39296	37694	35954	34067				
				BHP	7.95	8.23	8.52	8.79	9.07	9.34	9.59	9.80	9.94				
TB-54Z545	15	711	98	CFM	60864	58904	56861	54726	52600	50332	47009						
				BHP	13.90	14.19	14.45	14.66	14.84	14.96	14.85						
TB-54Z530	15	884	103	CFM	49927	48773	47578	46339	45051	43710	42310	40823	39223	35550			
				BHP	10.07	10.38	10.68	10.99	11.28	11.58	11.87	12.15	12.37	12.65			

NOTES:

- Performance certified is for installation Type B: Free inlet, ducted outlet.
- Power rating (BHP) does not include transmission losses.
- Performance ratings do not include the effects of appurtenances (accessories).
- The sound power level ratings shown are in decibels, referred to 10⁻¹² watts calculated per AMCA Standard 301.
- Values shown are for inlet Lw_{iA} sound power levels for installation Type B: Free inlet, ducted outlet. Ratings do not include the effects of end correction.
- Sound power values shown are at the peak cataloged pressure for each RPM.

PERFORMANCE DATA

TB / TBSH – Fabricated Steel Propeller

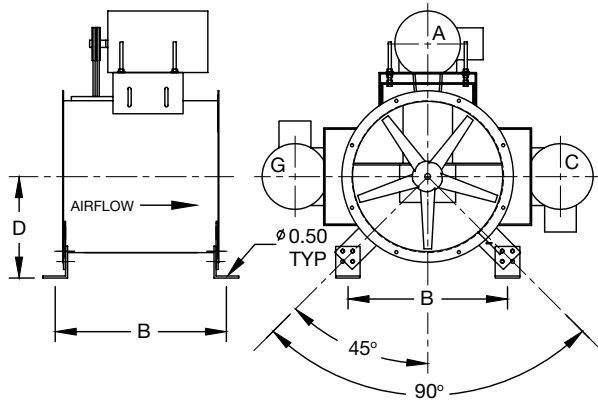
MODEL INFO		MOTOR HP	FAN RPM	Lw <i>i</i> A		STATIC PRESSURE (IN. W.G.)											FAN EFF. GRADE	
SIZE	CATALOG NUMBER					0.000	0.125	0.250	0.375	0.500	0.625	0.750	0.875	1.000	1.250	1.500		
60	Outlet Area: 20.04 ft ²																	FEG71
	TB-60Z545	2	321	81	CFM	35565	30193											
					BHP	1.85	1.98											
	TB-60Z530	2	426	85	CFM	31144	28423	24566										
					BHP	1.63	1.80	1.96										
	TB-60Z545	3	368	84	CFM	40772	36414											
					BHP	2.79	2.95											
	TB-60Z530	3	488	89	CFM	35676	33377	30431	26761									
					BHP	2.45	2.64	2.84	2.98									
	TB-60Z545	5	436	89	CFM	48306	44818	40152										
					BHP	4.65	4.84	4.98										
	TB-60Z530	5	579	94	CFM	42329	40444	38276	35547	32452	28838							
					BHP	4.09	4.32	4.55	4.79	4.95	4.99							
	TB-60Z545	7½	499	93	CFM	55286	52320	48739	43865									
					BHP	6.96	7.19	7.38	7.46									
	TB-60Z530	7½	663	98	CFM	48470	46848	45057	43021	40525	37817	35000	30977					
					BHP	6.15	6.41	6.67	6.93	7.20	7.40	7.49	7.43					
	TB-60Z545	10	549	95	CFM	60825	58168	55098	51319	46169								
					BHP	9.27	9.53	9.75	9.93	9.83								
	TB-60Z530	10	729	100	CFM	53295	51832	50248	48508	46515	44154	41691	39183	36033				
					BHP	8.17	8.46	8.75	9.03	9.33	9.62	9.84	9.94	9.95				
	TB-60Z545	15	629	99	CFM	69689	67405	64876	61999	58561	54182							
					BHP	13.95	14.24	14.51	14.74	14.94	14.88							
	TB-60Z530	15	796	103	CFM	58193	56861	55440	53910	52239	50319	48124	45864	43609	37582			
					BHP	10.64	10.95	112.6	11.58	11.89	12.22	12.54	12.78	12.92	12.88			
	TB-60Z545	20	693	101	CFM	76780	74724	72495	70040	67268	64009	60000						
					BHP	18.65	18.98	19.29	19.56	19.80	20.00	19.92						
	TB-60Z545	25	746	103	CFM	82652	80752	78719	76518	74100	71375	68206	64396					
					BHP	23.27	23.62	23.96	24.27	25.54	24.80	24.97	24.84					

NOTES:

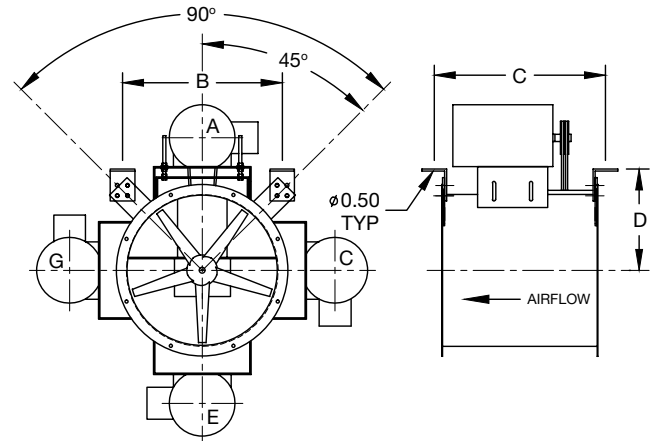
1. Performance certified is for installation Type B: Free inlet, ducted outlet.
2. Power rating (BHP) does not include transmission losses.
3. Performance ratings do not include the effects of appurtenances (accessories).
4. The sound power level ratings shown are in decibels, referred to 10⁻¹² watts calculated per AMCA Standard 301.
5. Values shown are for inlet Lw_{iA} sound power levels for installation Type B: Free inlet, ducted outlet. Ratings do not include the effects of end correction.
6. Sound power values shown are at the peak cataloged pressure for each RPM.



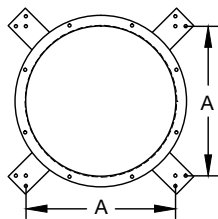
Mounting Brackets



HORIZONTAL BASE MOUNT (HBM)
VERTICAL FLOOR



HORIZONTAL CEILING HUNG (HCH)
VERTICAL CEILING



VERTICAL MOUNT (VUI, VUO, VDI, VDO)
TOP VIEW

FAN SIZE	A	B	C	D
14	15.35	16.60	21.34	10.93
16	16.68	17.93	21.34	11.59
18	18.18	19.43	21.34	12.34
21	20.30	21.55	23.03	13.40
24	22.42	23.67	23.03	14.46
30	26.75	28.00	28.34	18.63
36	31.13	32.38	29.28	22.81
42	35.55	36.80	33.28	25.03
48	39.70	40.95	37.28	28.60
54	43.94	45.20	42.28	30.72
60	48.18	49.43	42.28	34.34

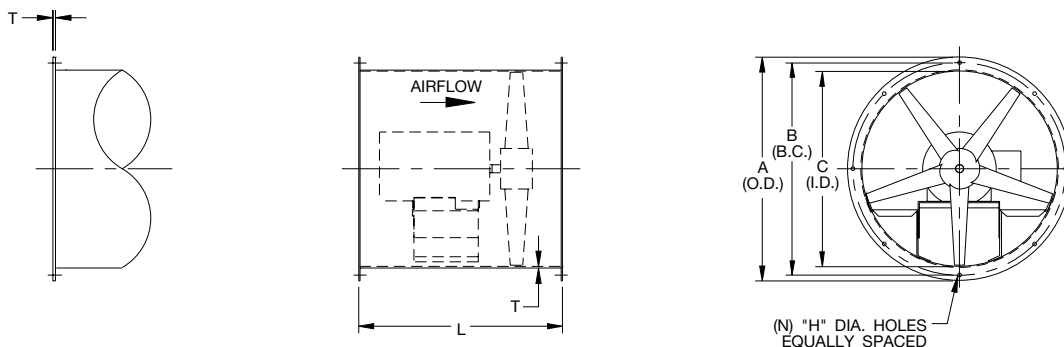
30013101F



Fan & Blower
Twin City

DIMENSIONAL DATA

Direct Drive – TD

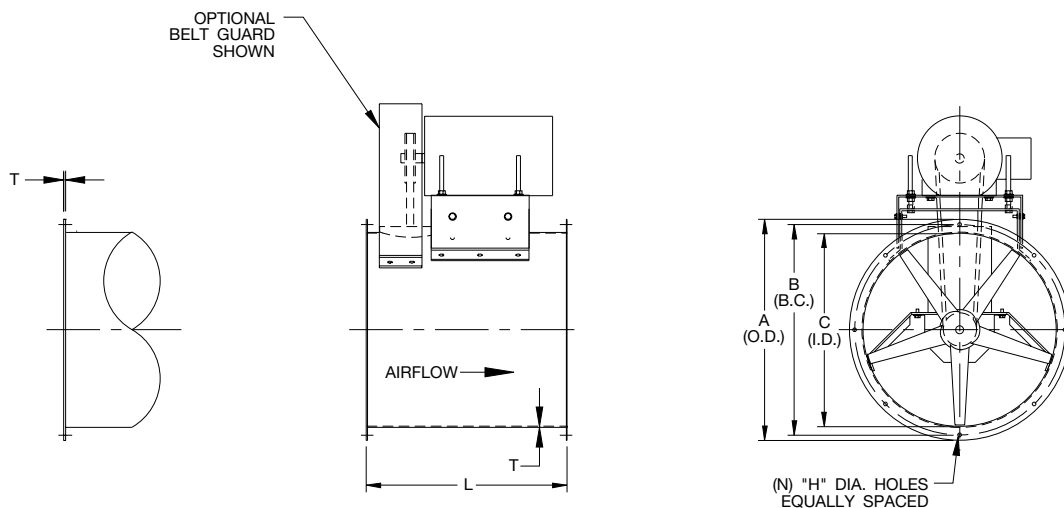


SIZE	A	B	C	H	L	N	T	MAX. HP	MAX. FRAME
14	16 ⁷ / ₈	15 ⁷ / ₈	14 ¹ / ₄	⁹ / ₁₆	19	8	14 GA.	³ / ₄	56
16	19 ⁵ / ₈	17 ⁷ / ₈	16 ¹ / ₈	⁹ / ₁₆	19	8	14 GA.	1	143T
18	21 ³ / ₄	19 ⁷ / ₈	18 ¹ / ₄	⁹ / ₁₆	19	8	14 GA.	1	145T
21	24 ³ / ₄	22 ⁷ / ₈	21 ¹ / ₄	⁹ / ₁₆	21	8	14 GA.	1 ¹ / ₂	145T
24	27 ³ / ₄	25 ⁷ / ₈	24 ¹ / ₄	⁹ / ₁₆	21	8	14 GA.	3	184T
30	33 ⁷ / ₈	32	30 ³ / ₈	⁹ / ₁₆	26	8	12 GA.	5	184T
36	40 ¹ / ₂	38 ³ / ₈	36 ¹ / ₂	⁹ / ₁₆	27	16	12 GA.	10	215T
42	46 ³ / ₄	44 ⁵ / ₈	42 ³ / ₄	¹¹ / ₁₆	31	16	12 GA.	10	256T
48	52 ⁵ / ₈	50 ⁵ / ₈	48 ⁵ / ₈	¹¹ / ₁₆	35	16	12 GA.	10	256T

Dimensions shown are in inches unless otherwise indicated.
Dimensions are not to be used for construction.

D4830-2D

Belt Driven – TB



SIZE	A	B	C	H	L	N	T	SHAFT SIZE	MAX. HP	MAX. FRAME
14	16 ⁷ / ₈	15 ⁷ / ₈	14 ¹ / ₄	⁹ / ₁₆	19	8	14 GA.	³ / ₄	³ / ₄	56
16	19 ⁵ / ₈	17 ⁷ / ₈	16 ¹ / ₈	⁹ / ₁₆	19	8	14 GA.	³ / ₄	1	143T
18	21 ³ / ₄	19 ⁷ / ₈	18 ¹ / ₄	⁹ / ₁₆	19	8	14 GA.	³ / ₄	1 ¹ / ₂	145T
21	24 ³ / ₄	22 ⁷ / ₈	21 ¹ / ₄	⁹ / ₁₆	20 ¹¹ / ₁₆	8	14 GA.	³ / ₄	2	145T
24	27 ³ / ₄	25 ⁷ / ₈	24 ¹ / ₄	⁹ / ₁₆	20 ¹¹ / ₁₆	8	14 GA.	1	3	184T
30	33 ⁷ / ₈	32	30 ³ / ₈	⁹ / ₁₆	26	8	12 GA.	1	5	213T
36	40 ¹ / ₂	38 ³ / ₈	36 ¹ / ₂	⁹ / ₁₆	27	16	12 GA.	1 ³ / ₁₆	7 ¹ / ₂	215T
42	46 ³ / ₄	44 ⁵ / ₈	42 ³ / ₄	¹¹ / ₁₆	31	16	12 GA.	1 ⁷ / ₁₆	10	215T
48	52 ⁵ / ₈	50 ⁵ / ₈	48 ⁵ / ₈	¹¹ / ₁₆	35	16	12 GA.	1 ⁷ / ₁₆	10	254T
54	58 ⁵ / ₈	57 ¹ / ₄	54 ⁵ / ₈	¹¹ / ₁₆	40	16	12 GA.	1 ⁷ / ₁₆	15	256T
60	64 ⁵ / ₈	63 ¹ / ₄	60 ⁵ / ₈	¹¹ / ₁₆	40	16	10 GA.	1 ¹¹ / ₁₆	25	284T

Dimensions shown are in inches unless otherwise indicated.
Dimensions are not to be used for construction.

D4830-1E

TYPICAL SPECIFICATIONS

Model

TD



Tubeaxial fans shall be Model TD direct drive as manufactured by Twin City Fan & Blower, Minneapolis, Minnesota.

PERFORMANCE — Fans shall be tested in accordance with AMCA 210 and AMCA 300 test codes for air moving devices and shall be guaranteed by the manufacturer to deliver rated published performance levels. Fans shall be licensed to bear the AMCA certified ratings seal for both sound and air.

CONSTRUCTION — Housings shall be constructed of heavy gauge, continuously welded steel to prevent air leakage. Housings shall include punched inlet and outlet flanges for duct mounting. Motor supports shall be constructed of heavy-gauge steel and shall be suitably braced to prevent vibration or pulsation.

PROPELLERS — Propellers shall be constructed of cast aluminum blades and hubs. Propellers shall be secured to the motor shaft with a taperlock bushing.

MOTORS — All motors shall be split phase and capacitor start single phase or three phase induction, permanently lubricated, heavy-duty, ball bearing type, closely matched to the fan load and provided at the voltage, phase, hertz, and enclosure as provided on the fan schedule.

FINISH AND COATING — The entire fan assembly, excluding the shaft, shall be thoroughly degreased and deburred before application of a rust-preventative primer. After the fan is completely assembled, a finish coat of paint shall be applied to the entire assembly. Aluminum components shall be unpainted.

ACCESSORIES — When specified, accessories such as shaft seals, inlet bells, inlet and outlet guards, mounting brackets, vibration isolators and disconnect switches shall be provided by Twin City Fan to maintain one source responsibility.

FACTORY RUN TEST — All fans prior to shipment shall be completely assembled and test run as a unit at operating speed or maximum RPM allowed for the particular construction type. Each propeller shall be statically and dynamically balanced in accordance with ANSI/AMCA 204-96 "Balance Quality and Vibration Levels for Fans" to Fan Application Category BV-3, Balance Quality Grade G6.3. Balance readings shall be taken by electronic type equipment in the axial, vertical, and horizontal directions. Records shall be maintained and a written copy shall be available upon request.

GUARANTEE — The manufacturer shall guarantee the workmanship and materials for its TD tubeaxial fans for at least one (1) year from startup or eighteen (18) months from shipment, whichever occurs first.

TYPICAL SPECIFICATIONS



Model
TB

Tubeaxial fans shall be Model TB belt driven as manufactured by Twin City Fan & Blower, Minneapolis, Minnesota.

PERFORMANCE — Fans shall be tested in accordance with AMCA 210 and AMCA 300 test codes for air moving devices and shall be guaranteed by the manufacturer to deliver rated published performance levels. Fans shall be licensed to bear the AMCA certified ratings seal for both sound and air.

CONSTRUCTION — Housings shall be constructed of heavy gauge, continuously welded steel to prevent air leakage. Housings shall include punched inlet and outlet flanges for duct mounting. Motor and bearing supports shall be constructed of heavy-gauge steel and shall be suitably braced to prevent vibration or pulsation.

PROPELLERS — Propellers shall be constructed of fabricated steel or cast aluminum blades and hubs. Propellers shall be secured to the fan shaft with a taperlock bushing.

SHAFTS — Shafts shall be AISI 1045 cold rolled steel, accurately turned, ground, polished, and ring gauged for accuracy. Shafts shall be sized for the first critical speed of at least 1.43 times the maximum speed.

BEARINGS — Bearings are to be pillow block, heavy-duty, anti-friction, self-aligning, grease lubricated, ball type. Each fan's bearings are sized with a minimum average life, per AFBMA, in excess of 200,000 hours when operating at the maximum RPM of the fan size.

DRIVES — Motor sheaves shall be cast iron, and supplied as either variable pitch or fixed pitch. Drives and belts shall be rated for a minimum of 150% of the required motor HP.

MOTORS — All motors shall be single phase or three phase induction, permanently lubricated, heavy-duty, ball bearing type, closely matched to the fan load and provided at the voltage, phase, hertz, and enclosure as provided on the fan schedule.

FINISH AND COATING — The entire fan assembly, excluding the shaft, shall be thoroughly degreased and deburred before application of a rust-preventative primer. After the fan is completely assembled, a finish coat of paint shall be applied to the entire assembly. The fan shaft shall be coated with a petroleum-based rust protectant. Aluminum components shall be unpainted.

ACCESSORIES — When specified, accessories such as belt guards, motor covers, shaft seals, inlet bells, inlet and outlet guards, mounting brackets, vibration isolators and disconnect switches shall be provided by Twin City Fan to maintain one source responsibility.

FACTORY RUN TEST — All fans prior to shipment shall be completely assembled and test run as a unit at operating speed or maximum RPM allowed for the particular construction type. Each propeller shall be statically and dynamically balanced in accordance with ANSI/AMCA 204-96 "Balance Quality and Vibration Levels for Fans" to Fan Application Category BV-3, Balance Quality Grade G6.3. Balance readings shall be taken by electronic type equipment in the axial, vertical, and horizontal directions on each of the bearings. Records shall be maintained and a written copy shall be available upon request.

GUARANTEE — The manufacturer shall guarantee the workmanship and materials for its TB tubeaxial fans for at least one (1) year from startup or eighteen (18) months from shipment, whichever occurs first.

TYPICAL SPECIFICATIONS

Model

TBSH



Smoke & Heat Tubeaxial fans shall be Type TBSH belt driven as manufactured by Twin City Fan & Blower, Minneapolis, Minnesota.

PERFORMANCE — Performance ratings shall conform to AMCA Standard 205 (fan efficiency grade), 211 (air performance) and 311 (sound performance). Fans shall be tested in accordance with ANSI/AMCA Standard 210 (air performance) and 300 (sound performance) in an AMCA accredited laboratory. Fans shall be licensed to bear the AMCA certified ratings seal for both sound and air, and fan efficiency grade (FEG).

Model TBSH shall be UL listed for Smoke Control Systems (500°F for 4 hours and 1000°F for 15 minutes). Fans shall bear a permanently attached nameplate displaying model and serial number of the unit for future identification.

CONSTRUCTION — Housings shall be constructed of heavy gauge, continuously welded steel to prevent air leakage. Housings shall include punched inlet and outlet flanges for duct mounting. Motor and bearing supports shall be constructed of heavy-gauge steel and shall be suitably braced to prevent vibration or pulsation. Fans shall be capable operating continuously at 200 F to 500 F.

PROPELLERS — Propellers shall be constructed of fabricated steel blades and hubs. Propellers shall be secured to the fan shaft with a taperlock bushing and keeper plate.

SHAFTS — Shafts shall be AISI 1045 cold rolled steel, accurately turned, ground, polished, and ring gauged for accuracy. Shafts shall be sized for the first critical speed of at least 1.43 times the maximum speed.

BEARINGS — Bearings are to be pillow block, heavy-duty, anti-friction, self-aligning, grease lubricated, ball type. Each fan's bearings are sized with a minimum average life, per AFBMA, in excess of 200,000 hours when operating at the maximum RPM of the fan size.

DRIVES — Motor sheaves shall be cast iron, and supplied as either variable pitch or fixed pitch. Drives and belts shall be rated for a minimum of 200% of the required motor HP and shall be two-groove minimum.

MOTORS — All motors shall be single phase or three phase induction, permanently lubricated, heavy-duty, ball bearing type, closely matched to the fan load and provided at the voltage, phase, hertz, and enclosure as provided on the fan schedule.

FINISH AND COATING — The entire fan assembly, excluding the shaft, shall be thoroughly degreased and deburred before application of a rust-preventative primer. After the fan is completely assembled, a finish coat of paint shall be applied to the entire assembly. The fan shaft shall be coated with a petroleum-based rust protectant. Aluminum components shall be unpainted.

ACCESSORIES — When specified, accessories such as belt guards, motor covers, inlet bells, inlet and outlet guards, mounting brackets, vibration isolators and disconnect switches shall be provided by Twin City Fan to maintain one source responsibility.

FACTORY RUN TEST — All fans prior to shipment shall be completely assembled and test run as a unit at operating speed or maximum RPM allowed for the particular construction type. Each propeller shall be statically and dynamically balanced in accordance with ANSI/AMCA 204-96 "Balance Quality and Vibration Levels for Fans" to Fan Application Category BV-3, Balance Quality Grade G6.3. Balance readings shall be taken by electronic type equipment in the axial, vertical, and horizontal directions on each of the bearings. Records shall be maintained and a written copy shall be available upon request.

GUARANTEE — The manufacturer shall guarantee the workmanship and materials for its TBSH smoke & heat tubeaxial fans for at least one (1) year from startup or eighteen (18) months from shipment, whichever occurs first.

INDUSTRIAL & COMMERCIAL FANS

Centrifugal Fans | Utility Sets | Plenum & Plug Fans | Inline Centrifugal Fans
Mixed Flow Fans | Tubeaxial & Vaneaxial Fans | Propeller Wall Fans | Propeller Roof Ventilators
Centrifugal Roof & Wall Exhausters | Ceiling Ventilators | Gravity Ventilators | Duct Blowers
Radial Bladed Fans | Radial Tip Fans | High Efficiency Industrial Fans | Pressure Blowers
Laboratory Exhaust Fans | Filtered Supply Fans | Mancoolers | Fiberglass Fans | Custom Fans



Fan & Blower
Twin City



A Twin City Fan Company

TWIN CITY FAN & BLOWER | WWW.TCF.COM

5959 Trenton Lane N | Minneapolis, MN 55442 | Phone: 763-551-7600 | Fax: 763-551-7601