

STEAM & LPG SYSTEM SCHEMATIC DIAGRAM

KEY PLAN :

NOTES:

No: Date: Revision:

DRAWING STATUS:

- ☐ DRAWING ON PROGRESS
- ☐ FOR REFERENCE ONLY
- ☒ FOR APPROVAL
- ☐ APPROVED DRAWING
- ☐ FOR CONSTRUCTION
- ☐ AS BUILT DRAWING

REVISION:

R - 00	DATE:
REV. A	DATE:
REV. B	DATE:
REV. C	DATE:

OWNER NAME:

TANIGUCHI PLASTIC VIETNAM CO., LTD

MAIN CONTRACTOR:

PROJECT:

TANIGUCHI PLASTIC VIETNAM
NEW FACTORY

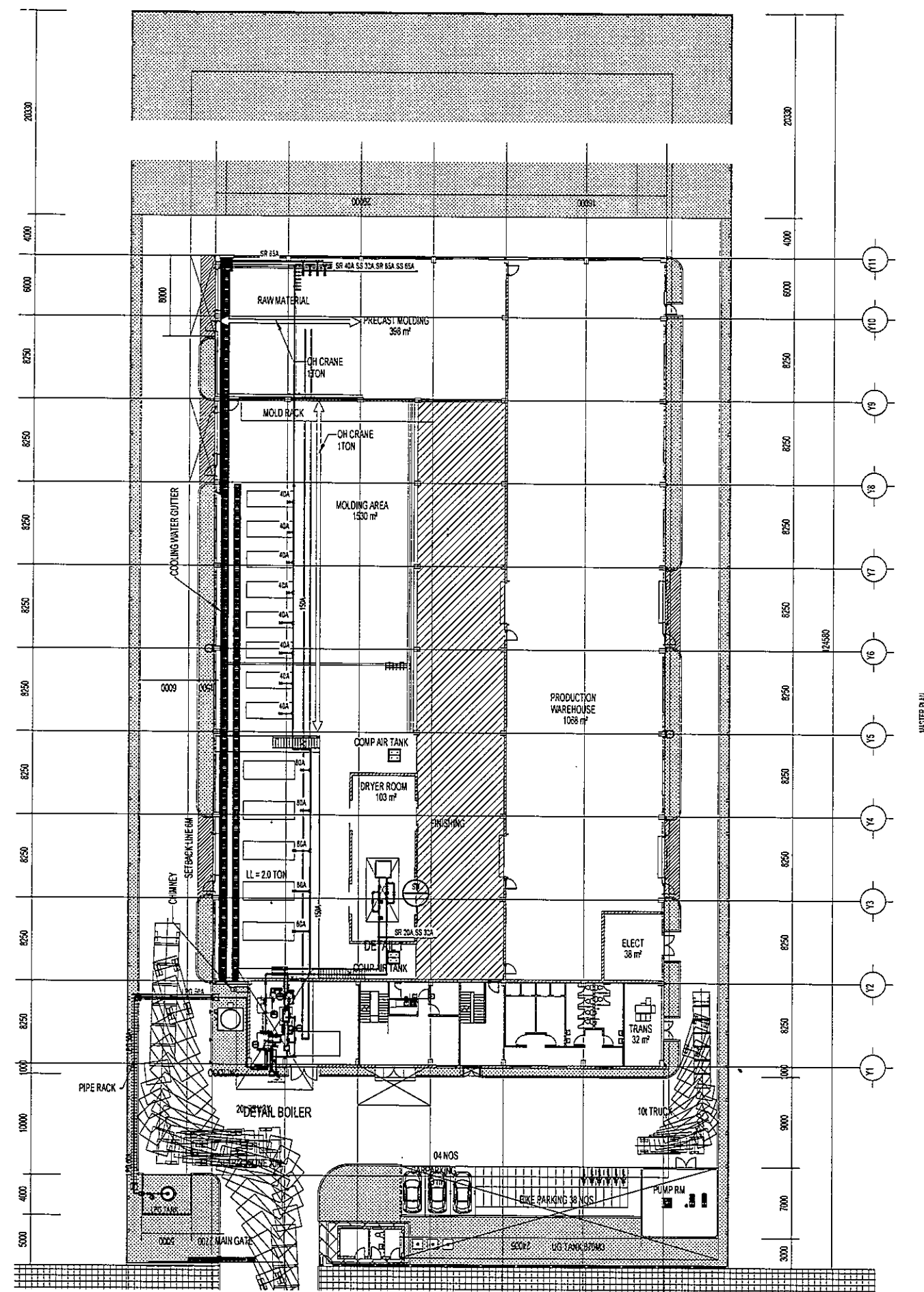
ITEM:

TITLE:

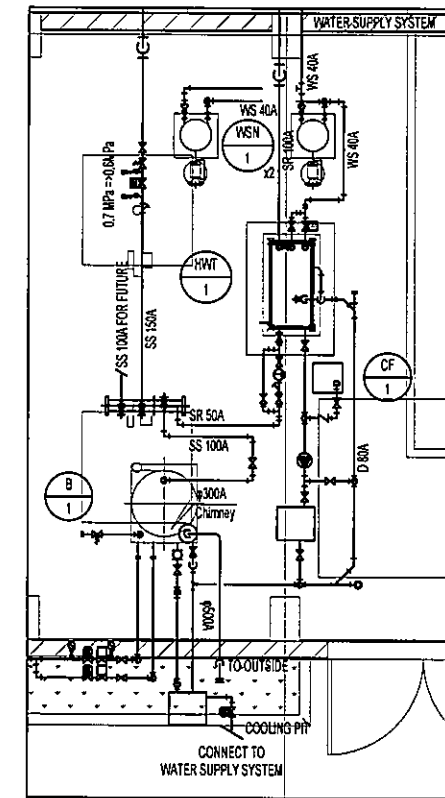
STEAM, PROCESS COOLING, WATER SUPPLY
FOR VACUUM PUMP DIAGRAM

	NAME:	SIGNATURE:	DATE:
Drawn:	Mr Duong		
CoS:	Mr Trung		
CoA:	Mr Khang		
Approved:	Mr Hwa		
Approved:			
Approved:			

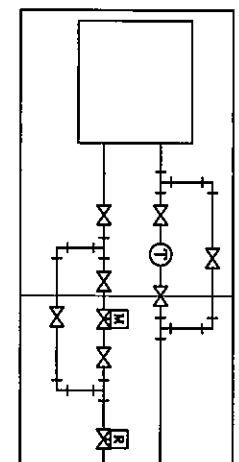
SCALE: (NONE)	DATE: NOV - 2017	DRAWING NO: M-U-02
------------------	---------------------	-----------------------



FACTORY STEAM & LPG PIPING PLAN



DETAIL BOILER
SCALE : 1/100



DETAIL 1
SCALE : 1/100

LEGEND:

	Pump		Solenoid Valve
	Pressure Gauge		Butter Fly Valve (BFV)
	Temperature Gauge		Gate Valve (GV)
	Pressure Reducing Valve		Ball Valve (BV)
	Flow Meter		Globe Valve (GV)
	Motorised Valve		Steam Trap
	Check Valve		Y Strainer
	Flexible Joint		Safety Valve

WS	Water supply
LPG	Liquefied Petroleum Gas
SS	Steam supply
SR	Steam return
HS	Hot water supply
HR	Hot water return
D	Drainage

KEY PLAN :

NOTES:

No:	Date:	Revision:

DRAWING STATUS:

- ☐ DRAWING ON PROGRESS
- ☐ FOR REFERENCE ONLY
- ☒ FOR APPROVAL
- ☐ APPROVED DRAWING
- ☐ FOR CONSTRUCTION
- ☐ AS BUILT DRAWING

REVISION:

R - 00	DATE:
REV. A	DATE:
REV. B	DATE:
REV. C	DATE:

OWNER NAME:

TANIGUCHI PLASTIC VIETNAM CO.,LTD

MAIN CONTRACTOR:

PROJECT:

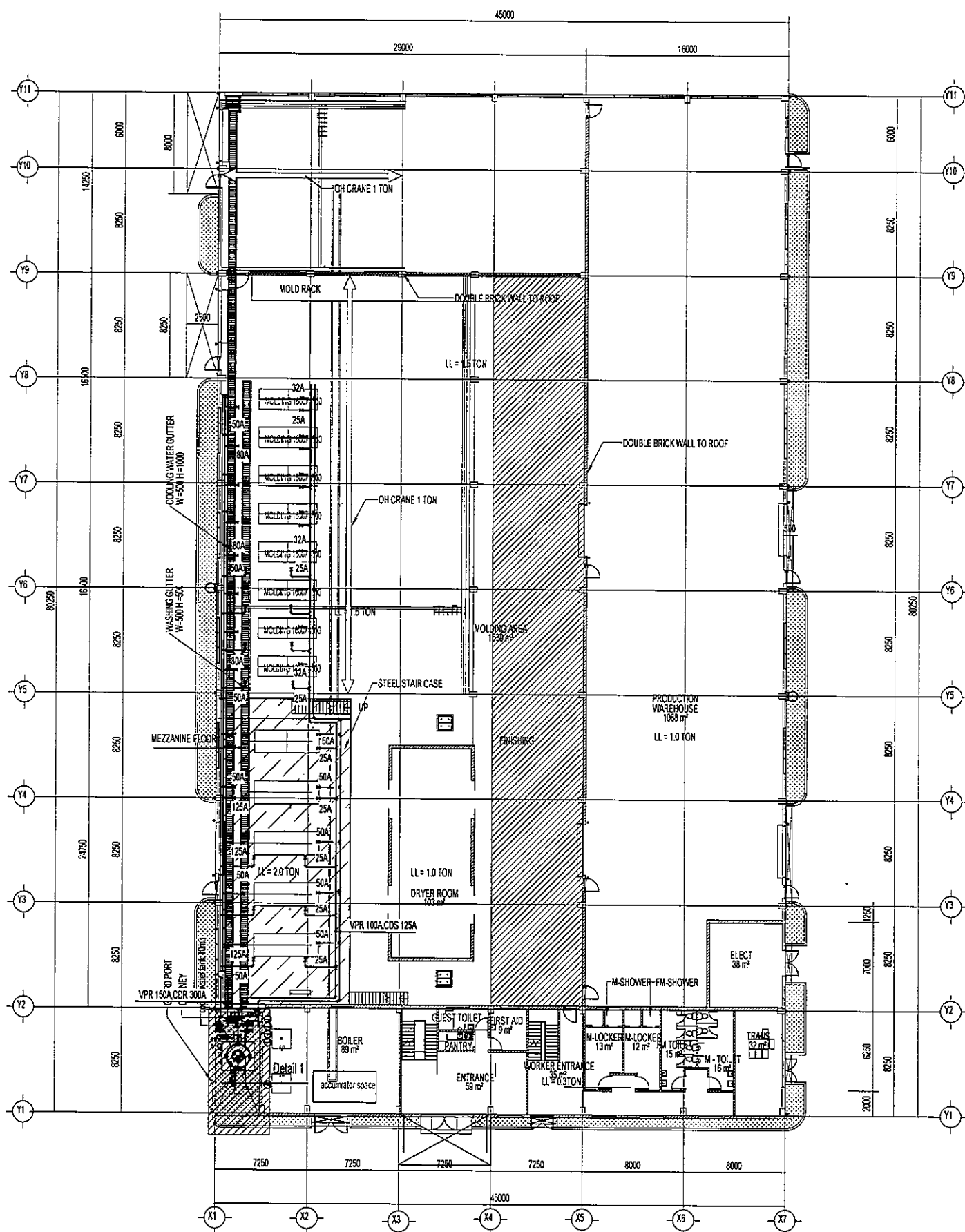
TANIGUCHI PLASTIC VIETNAM
NEW FACTORY

ITEM:

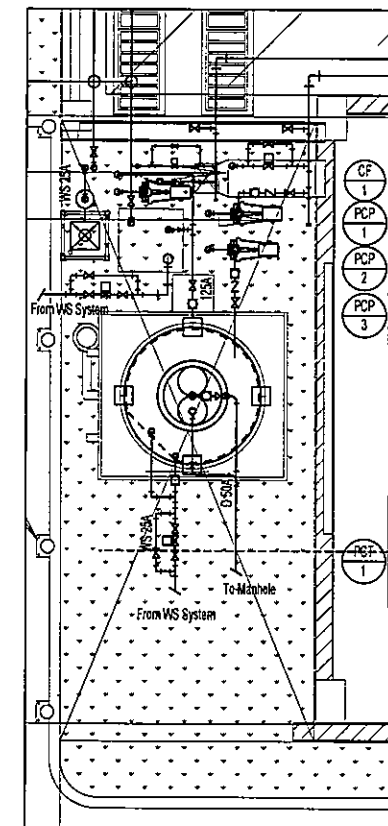
TITLE:

FACTORY STEAM & LPG
PIPING PLAN

	NAME:	SIGNATURE:	DATE:
Drawn:	Mr Duong		
CoS:	Mr Trung		
CoA:	Mr Khang		
Approved:	Mr Nhat		
Approved:			
Approved:			
SCALE:	DATE:	DRAWING NO:	
1: 400	NOV - 2017	M-U-21	



FACTORY PLAN
FACTORY COOLING & WATER SUPPLY FOR VACUUM PUMP PIPING PLAN



Detail 1
Scale: 1/100

LEGEND:

	Pump		Pressure Reducing Valve
	Foot Valve		Flexible Joint
	Foot Valve		Butter Fly Valve (BFV)
	Flow Meter		Gate Valve (GV)
	Motorised Valve		Y Strainer
			Check Valve

CDS	Cooling water supply
CDR	Cooling water return
D	Drainage

KEY PLAN:

NOTES:

No.	Date	Revision

DRAWING STATUS:

- ☐ DRAWING ON PROGRESS
- ☐ FOR REFERENCE ONLY
- ☒ FOR APPROVAL
- ☐ APPROVED DRAWING
- ☐ FOR CONSTRUCTION
- ☐ AS BUILT DRAWING

REVISION:

R - 00	DATE :
REV. A	DATE :
REV. B	DATE :
REV. C	DATE :

OWNER NAME:

TANIGUCHI PLASTIC VIETNAM CO., LTD

MAIN CONTRACTOR:

PROJECT:

TANIGUCHI PLASTIC VIETNAM
NEW FACTORY

ITEM:

TITLE:

PROCESS COOLING & WATER SUPPLY
FOR VACUUM PUMP SYSTEM
PIPING PLAN

	NAME	SIGNATURE	DATE
Drawn	Mr Duong		
CoS	Mr Trung		
CoA	Mr Khang		
Approved	Mr Nala		
Approved			
Approved			

SCALE: 1:400	DATE: NOV-2017	DRAWING NO: M-U-31
-----------------	-------------------	-----------------------