



大明制冷
DAMING REFRIGERATION

DMZL

Professional Compressor Manufacturer
专业制冷压缩机制造商



浙江大明制冷科技有限公司
ZHEJIANG DAMING REFRIGERATION TECHNOLOGY CO.,LTD

► 地址：浙江省新昌县羽林街道大联
Add : Dalian, Yulin Street, Xinchang County, Zhejiang Province, China
电话(Tel) : 0575-86139209
传真(Fax) : 0575-86170821
Http://www.dmzl.cc
E-mail : 1611599650@qq.com
邮编(p.c.) : 312513

► International Department
Tel:+86 57583509662
Fax:+86 575 86170821
Web:www.dm-compressor.com
E-mail:sales@dm-compressor.com

 活塞式制冷压缩机
RECIPROCATING COMPRESSOR


 螺杆式制冷压缩机
SCREW COMPRESSOR

打造民族品牌 创建百年企业

品质为本，
创新为魂，
大明制冷秉承质量至上的理念，
致力于为世界制造更优、更好的压缩机。

Quality-oriented,
Innovation-focused,
Adhering to the idea of quality-first,
We are committed to producing the best compressor.

DMZL



追求卓越，缔造完美
Persuing Excellence, Making Perfection



“静”心发挥，“劲”力表现
Low Vibration, Powerful Capacity





大明制冷

DAMING REFRIGERATION

浙江大明制冷科技有限公司，是一家专业从事制冷压缩机和压缩冷凝机组等制冷设备设计、研发、制造和销售的科技型民营企业，旗下拥有半封闭活塞式制冷压缩机品牌“金明”、半封闭涡旋式制冷压缩机品牌“SCROLL”和半封闭螺杆式制冷压缩机品牌“RFC”。

公司建有专业的制冷压缩机生产基地，拥有厂房3万余平米，引进了多种高精尖进口加工设备，建立了现代化的制冷压缩机和压缩冷凝机组装配线，并配备有专业的仓储中心和物流配送中心。

公司拥有三十多年的制冷压缩机制造经验，组建了一支国际国内制冷精英构成的技术团队，技术力量雄厚。公司还聘请专业的管理咨询机构针对性地建立起现代化的高效管理模式，以提升企业的管理水平。


公司以“打造民族品牌、创建百年企业”为目标，遵循“品质为本、创新为魂”的经营理念，以匠心做好产品，以创新求无限生机，努力将“大明制冷”打造成国产压缩机民族品牌、中国一流制冷压缩机制造商。


Zhejiang Daming Refrigeration Technology Co.,Ltd. Is a private company specialized in designing, producing and marketing of refrigeration compressor and condensing unit, including semi-hermetic reciprocating compressor, scroll compressor, screw compressor and air&water cooled condensing unit.

We own a manufacturing base which is over 30,000 square meters, including precise processing workshop with advanced machines and logistic department.

Meanwhile, Daming has a powerful technical team that consists of experienced engineers and technicians. Every single employee make their best effort to ensure perfect products' quality and operation efficiency.

We aim at building "Daming" into a well-known national brand as well as a century enterprise with quality and creation, being a top compressor manufacturer.





生产设备

大明制冷拥有专业的制冷压缩机及冷凝机组生产基地和成熟的生产技术以及精密的制造与测试设备。企业现有厂房三万余平米，拥有现代化的加工车间，其中引进了CNC数控立式加工中心、数控卧式镗床、多孔钻床及超声波清洗机等高精设备，拥有制冷压缩机和冷凝机组自动化生产线，并建立了制冷压缩机性能检测中心，具有完善的加工、生产和检测能力，确保每一件产品的卓越性能。



FACILITIES & EQUIPMENT

Daming have a professional manufacturing base, advanced technology, precise equipment and facilities, our factory covers an area more than 30,000 square meters which including a modernized processing workshop with CNC Process Center, horizontal boring machines, two automatic producing lines of compressor & condensing unit, and a properties testing center. Now Daming have the capability of making complete range compressor and ensuring every product's perfect performance.

HONOR & CERTIFICATES

资质荣誉



DAMING REFRIGERATION

Advanced, Professional
Credible, Steady

力求领先，追求专业，
诚信经营，稳健发展。

创建“大明”品牌，是每个员工孜孜不倦追求的目标和理想，高新技术和高起点的产品结构是实现理想和目标的硬件，严格的管理和“大明制冷”人严谨、细实的工作作风，是完成目标的软件。“大明”是年轻的，更是充满生机和无限希望的，面对激烈的市场竞争，我们将以更优质的产品服务于社会。

To build "Daming" as a famous national brand is the goal diligently pursued by every employee in Daming group. The high technology, perfect product structure and the strict management, meticulous working principle are hardware and software for achieving this goal. More than young, Daming is full of vigour and infinite hope. Facing fierce competition, we will provide more qualified products to the market.



目录

活塞式制冷压缩机 Reciprocating Compressor

1	产品特点 Products Features	11
	型号标识 Nomenclature	12
	应用范围 Application Scope	13
	技术参数 Technical Data	15

2	制冷量表 Performance Data	
	R22	21
	R404A/R507A	27

螺杆式制冷压缩机 Screw Compressor

1	型号标识 Nomenclature	31
	应用范围 Application Scope	32
	技术参数 Technical Data	33

2	制冷量表 Performance Data	
	R22	37
	R404A	45



产品特点 Products features

大明制冷压缩机适用于各种工况工质，
力求最大限度地满足您对制冷系统的要求。

The compressors of Daming suit different working condition and refrigerants, try to maximally satisfy your requirements for the refrigerating system.

- 1 技术成熟，结构紧凑 / Developed technology, compact dimension**
体积小，空间要求小 / Small volume and space
- 2 高精度加工，确保压缩机各项指标达标 / High precision machining to ensure the compressor confirm with the standard**
数控加工中心加工壳体 / CNC processing center
特殊工艺保证三孔同心度 / Concentricity due to specific processing technology
最小的死点间隙 / minimal dead space
- 3 运行平稳，震动小，噪音低 / steady operation, small vibration and low noise**
绝佳的稳定性 / Excellent stability
- 4 使用R22、R404等工质，符合国际环保要求 / Refrigerant like R22 and R404 are adopted to protect the environment**
适用于低温、中高温等各种工况 / For mid & low temperature application
- 5 电子保护装置，有效保护电机 / Electrical motor protect device**
PTC温度监控装置 / PTC sensor
- 6 耐磨的驱动件，使用寿命长 / wear resistant driver gear**
镀铬的活塞环，铝制活塞 / Chrome plated piston rings and aluminium pistons
硬化处理过的曲轴 / Hardened crank-shaft
低摩擦轴套 / Less friction
- 7 高效阀板组设计，制冷量大，能耗低 / Efficient valve plate design, high refrigerating capacity and low energy consumption**
高效的吸排气压缩比率 / Efficient compression rate
阀片为瑞典进口钢带锻造，耐冲击 / Valve reed made of imported impact resistant spring steel
- 8 零部件通用程度高，拆修维护方便 / General spare parts, convenient for maintenance.**

型号标识 Nomenclature

BFS31—BFS151

BF 半封闭
Semi-hermetic

S 型号
Model

3 匹数
Horse-power

1 设计系列编号
Series code

4S151D—6S501G

4/6 缸数
Cylinders

S 型号
Model

15 匹数
Horse-power

1 设计系列编号
Series code

D/G D指低温，G指中高温
D for low condensing temperature,
G for mid & high condensing temperature

2YD-2.2—6WG-50.2

2/4/6 缸数
Cylinders

Y/V/W 指机型
Type

D/G D指低温，G指中高温
D for low condensing temperature,
G for mid & high condensing temperature

2 匹数
Horse-power

2 设计系列编号
Series code

6WDS-20.2—6WDS-30.2

6 缸数
Cylinders

W 指机型
Type

DS 双级压缩
Double Stage

20 匹数
Horse-power

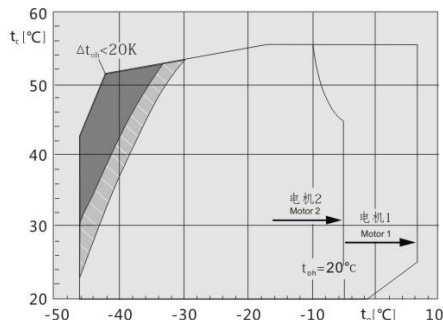
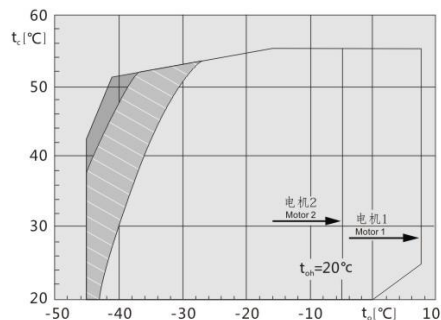
2 设计系列编号
Series code

应用范围
基于吸气温度 20°C

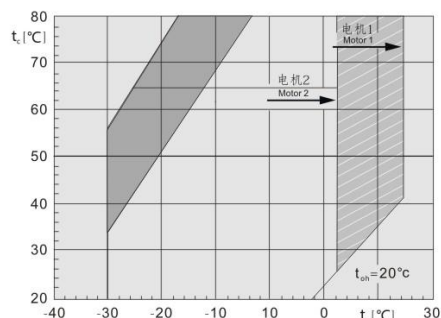
Application Scope
Suction gas temperature 20°C

R404A•R507A
2YD-2.2—4YG-9.2

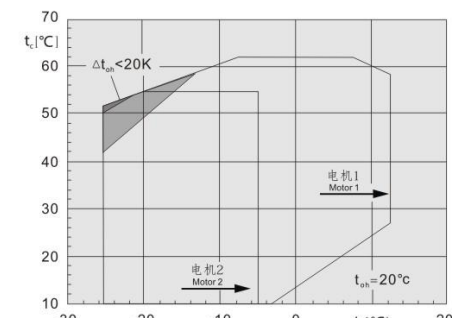
R404A•R507A
4YD-8.2—6WG-50.2
4S151D—6S501G



R134a



R407C



t_e Evaporating temperature(°C) t_c 蒸发温度(°C)
 t_g Suction gas temperature(°C) t_g 吸气温度(°C)
 Δt_{sh} Suction superheat(K) Δt_{sh} 吸气过热度(K)
 t_c Condensing temperature(°C) t_c 冷凝温度(°C)

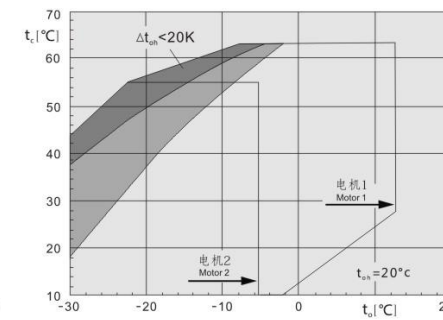
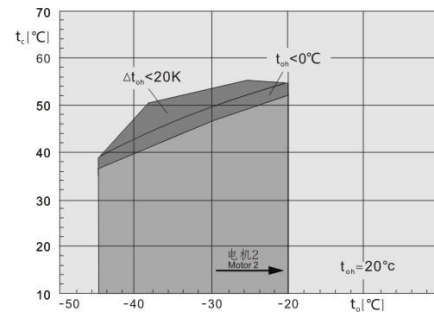
Additional cooling or max. 0°C suction gas temperature
Additional cooling
Additional cooling & limited suction gas temperature
Suction superheat > 10K
附加冷却或最高0°C吸气温度
附加冷却
附加冷却+限制最高吸气温度
吸气过热度 > 10K

应用范围
基于吸气温度 20°C

Application Envelope
Suction gas temperature 20°C

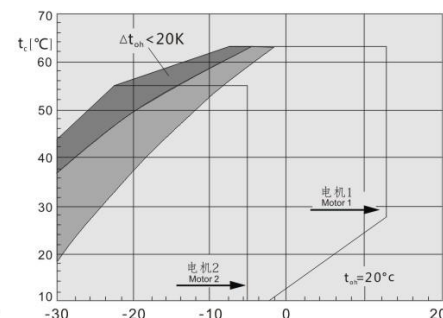
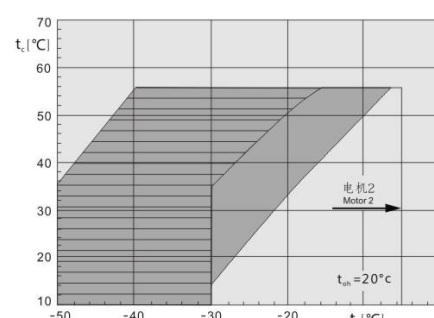
R22 空气冷却-直接吸气冷却 Air cooling-direct suction
2YD-2.2—4YD-5.2

R22 吸气冷却 Suction gas cooling
2YD-2.2—4YG-9.2



R22
4YD-8.2—6WD-40.2 4S151D—6S401D

R22
4YD-8.2—6WG-50.2 4S151D—6S501G



t_e Evaporating temperature(°C) t_c 蒸发温度(°C)
 t_g Suction gas temperature(°C) t_g 吸气温度(°C)
 Δt_{sh} Suction superheat(K) Δt_{sh} 吸气过热度(K)
 t_c Condensing temperature(°C) t_c 冷凝温度(°C)

Additional cooling
Additional cooling & limited suction gas temperature
Additional cooling & liquid injection cooling system
附加冷却
附加冷却+限制最高吸气温度
附加冷却+喷液冷却系统

技术参数/ Technical Data

压缩机 型号 Compressor Model	电机 名义 功率 Nominal Motor- Power Hp/kW	排气量 Displacement m ³ /h 50/60Hz	缸数x直径 x行程 Number Of Cylinder x Diameter x Stroke mm	吸、排气阀接管 Suction, Discharge Line mm		油注入量 Oil Volume L	电源 Power Supply V/Φ/Hz	电气参数 Electrical Parameter		曲轴箱加热器 Crankcase Heater (220V) W	供油方式 Oil Supply Method	重量 Weight kg
				DL Discharge Valve	SL Suction Valve			最大工作 电流(A) Max Operating Current	启动、堵转 电流(A) Starting/ Locked Current			
BFS31	3/2.2	12.2/14.6	2 × Φ47.6 × 39.2	Φ16	Φ19.05	1.25	380- 420/3/50 440- 480/3/60	5.2	24/26	60	飞溅式润滑 Splashing lubrication	62
BFS41	4/3	14.7/17.8	2 × Φ54 × 37	Φ19.05	Φ25.4	1.85		7.6	38/44	60		85
BFS51	5/3.7	18.4/22.1	2 × Φ54 × 46	Φ19.05	Φ25.4	1.85		7.6	38/44	60		87
BFS81	8/5.5	26.6/32.1	2 × Φ64 × 48	Φ25.4	Φ31.75	3.5		15	74/81	120		133
BFS101	10/7.5	36/43.2	2 × Φ64 × 64	Φ25.4	Φ31.75	3.5		15.6	93/103	120		137
BFS151	15/10.5	54/64.8	3 × Φ64 × 64	Φ28	Φ38.1	4.8		22.3	133/150	180	油泵供油 Forced- lubrication	172
4S151D	15/10.5	73.6/88.8	4 × Φ70 × 55	Φ28	Φ42	4		31	81/132	140		183
4S251G	25/18.5	73.6/88.8	4 × Φ70 × 55	Φ28	Φ54	4.5		45	116/193	140		203
4S201D	20/15	84.5/101.9	4 × Φ75 × 55	Φ28	Φ54	4.5		37	97/158	140		192
4S301G	30/22	84.5/101.9	4 × Φ75 × 55	Φ28	Φ54	4.5		53	135/220	140		206
6S251D	25/18.5	110.5/133.4	6 × Φ70 × 55	Φ35	Φ54	4.75		45	116/193	140		224
6S351G	35/25.5	110.5/133.4	6 × Φ70 × 55	Φ42	Φ54	4.75		61	147/262	140		235
6S321D	30/22	126.8/153.0	6 × Φ75 × 55	Φ42	Φ54	4.75		53	135/220	140		228
6S401G	40/30	126.8/153.0	6 × Φ75 × 55	Φ42	Φ54	4.75		78	180/323	140		238
6S401D	40/30	151.6/183.0	6 × Φ82 × 55	Φ42	Φ54	4.75		78	180/323	140		239
6S501G	50/37	151.6/183.0	6 × Φ82 × 55	Φ42	Φ54	4.75		92	226/404	140		241

技术参数/ Technical Data

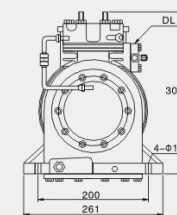
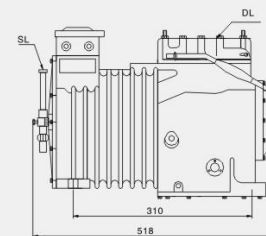
压缩机 型号 Compressor Model	电机 名义 功率 Nominal Motor- Power Hp/kW	排气量 Displacement m ³ /h 50/60Hz	缸数x直径 x行程 Number Of Cylinder x Diameter x Stroke mm	吸、排气阀接管 Suction, Discharge Line mm		油注入量 Oil Volume L	电源 Power Supply V/Φ/Hz	电气参数 Electrical Parameter		曲轴箱加热器 Crankcase Heater (220V) W	供油方式 Oil Supply Method	重量 Weight kg
				DL Discharge Valve	SL Suction Valve			最大工作 电流(A) Max Operating Current	启动、堵转 电流(A) Starting/ Locked Current			
2YD-2.2	2/1.5	13.4/16.2	2 × Φ50 × 39.3	Φ16	Φ22	1.5	220-240Δ /380- 420Y/3/50 265-290Δ /440- 480Y/3/60	11.9/6.9	53.7/30.7	120	离心润滑 Centrifugal lubrication	67.5
2YG-3.2	3/2.2	13.4/16.2	2 × Φ50 × 39.3	Φ16	Φ22	1.5		13.5/7.8	64/37	120		70.5
2YD-3.2	3/2.2	16.2/19.6	2 × Φ55 × 39.3	Φ16	Φ22	1.5		14.8/8.5	64/37	120		70
2YG-4.2	4/3	16.2/19.6	2 × Φ55 × 39.3	Φ16	Φ22	1.5		16.4/9.4	76.6/44.2	120		70
4YD-3.2	3/2.2	18.1/21.8	4 × Φ41 × 39.3	Φ16	Φ22	2		15.9/9.2	76.6/44.2	120		82
4YG-5.2	5/3.7	18.1/21.8	4 × Φ41 × 39.3	Φ16	Φ22	2		18.7/10.8	107.7/62.2	120		86
4YD-4.2	4/3	22.7/27.4	4 × Φ46 × 39.3	Φ22	Φ28	2		18.5/10.7	92.7/53.2	120		84
4YG-6.2	6/4.4	22.7/27.4	4 × Φ46 × 39.3	Φ22	Φ28	2		22.9/13.2	107.7/62.2	120		86
4YD-5.2	5/3.7	26.8/32.4	4 × Φ50 × 39.3	Φ22	Φ28	2		23.4/13.5	107.7/62.2	120		85.5
4YG-7.2	7/5.1	26.8/32.4	4 × Φ50 × 39.3	Φ22	Φ28	2		27.5/15.9	142.8/82.4	120		88.5
4YD-6.2	6/4.4	32.5/39.2	4 × Φ55 × 39.3	Φ22	Φ28	2		27.5/15.9	142.8/82.4	120		90.5
4YG-9.2	9/6.6	32.5/39.2	4 × Φ55 × 39.3	Φ22	Φ28	2		34.5/20	142.8/82.4	120		90.5
4YD-8.2	8/5.5	41.3/49.9	4 × Φ60 × 42	Φ28	Φ35	2.6	380- 420YY/3/50 440- 480YY/3/60	17	49/81	120		134
4YG-12.2	12/8.8	41.3/49.9	4 × Φ60 × 42	Φ28	Φ35	2.6		24	69/113	140		141
4YD-10.2	10/7.5	48.5/58.5	4 × Φ65 × 42	Φ28	Φ35	2.6		21	59/99	140		139
4YG-15.2	15/10.5	48.5/58.5	4 × Φ65 × 42	Φ28	Φ35	2.6		31	81/132	140		147
4YD-12.2	12/8.8	56.2/67.9	4 × Φ70 × 42	Φ28	Φ35	2.6		24	69/113	140		141

技术参数/ Technical Data

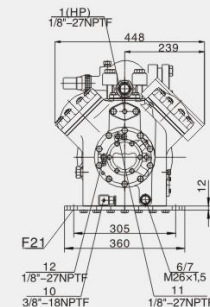
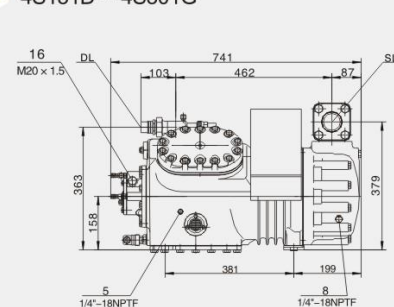
压缩机 型号 Compressor Model	电机 名义 功率 Nominal Motor- Power Hp/kW	排气量 Displacement m³/h 50/60Hz	缸数x直径 x行程 Number Of Cylinder x Diameter x Stoke mm	吸、排气阀接管 Suction, Discharge Line mm		油注入量 Oil Volume L	电源 Power Supply V/Φ/Hz	电气参数 Electrical Parameter		曲轴箱加热器 Crankcase Heater (220v) W	供油方式 Oil Supply Method	重量 Weight kg	
				DL Discharge Valve	SL Suction Valve			最大工作 电流(A) Max Operating Current	启动、堵转 电流(A) Starting/ Locked Current				
4YG-20.2	20/15	56.2/67.9	4 × Φ 70 × 42	Φ 28	Φ 42	2.6	380- 420Y/3/50 440- 480Y/3/60	37	97/158	140	离心润滑 Centrifugal lubrication	150	
4VD-15.2	15/10.5	73.6/88.8	4 × Φ 70 × 55	Φ 28	Φ 42	4		31	81/132	140			183
4VG-25.2	25/18.5	73.6/88.8	4 × Φ 70 × 55	Φ 28	Φ 54	4.5		45	116/193	140			203
4VD-20.2	20/15	84.5/101.9	4 × Φ 75 × 55	Φ 28	Φ 54	4.5		37	97/158	140			192
4VG-30.2	30/22	84.5/101.9	4 × Φ 75 × 55	Φ 28	Φ 54	4.5		53	135/220	140			206
6WD-25.2	25/18.5	110.5/133.4	6 × Φ 70 × 55	Φ 35	Φ 54	4.75		45	116/193	140			224
6WG-35.2	35/25.5	110.5/133.4	6 × Φ 70 × 55	Φ 42	Φ 54	4.75		61	147/262	140		油泵供油 Forced- lubrication	235
6WD-30.2	30/22	126.8/153.0	6 × Φ 75 × 55	Φ 35	Φ 54	4.75		53	135/220	140			228
6WG-40.2	40/30	126.8/153.0	6 × Φ 75 × 55	Φ 42	Φ 54	4.75		78	180/323	140			238
6WD-40.2	40/30	151.6/183.0	6 × Φ 82 × 55	Φ 42	Φ 54	4.75		78	180/323	140			239
6WG-50.2	50/37	151.6/183.0	6 × Φ 82 × 55	Φ 42	Φ 54	4.75		92	226/404	140			241
6WDS-20.2	20/15	73.6/36.9 88.8/44.5	6 × Φ 70/70 × 55	Φ 35	Φ 42	4.75		37	97/158	140			220
6WDS-25.2	25/18.5	84.5/42.3 101.9/51.1	6 × Φ 75/75 × 55	Φ 35	Φ 42	4.75		45	116/193	140			233
6WDS-30.2	30/22	101.1/50.5 122.0/60.9	6 × Φ 82/82 × 55	Φ 35	Φ 42	4.75		53	135/220	140			234

压缩机各接口位置和外形尺寸图 Connections and Dimension

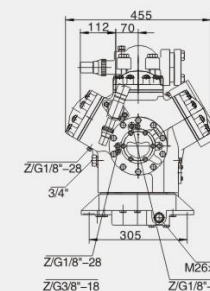
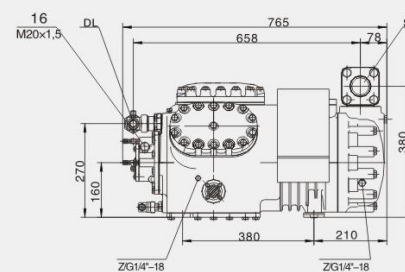
▶ BFS31---BFS151



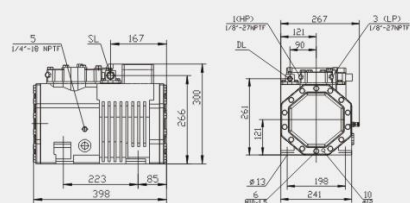
▶ 4S151D---4S301G



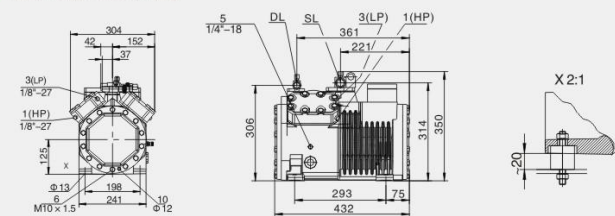
▶ 6S251D---6S501G



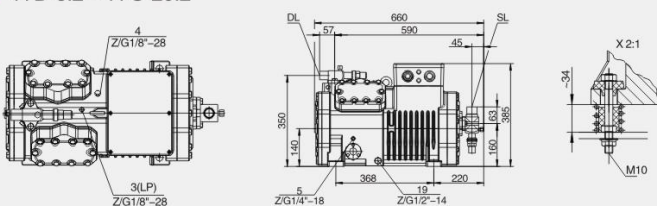
► 2YD-2.2---2YG-4.2



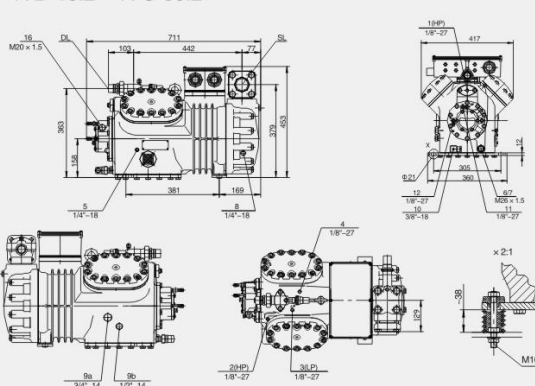
► 4YD-3.2---4YG-9.2



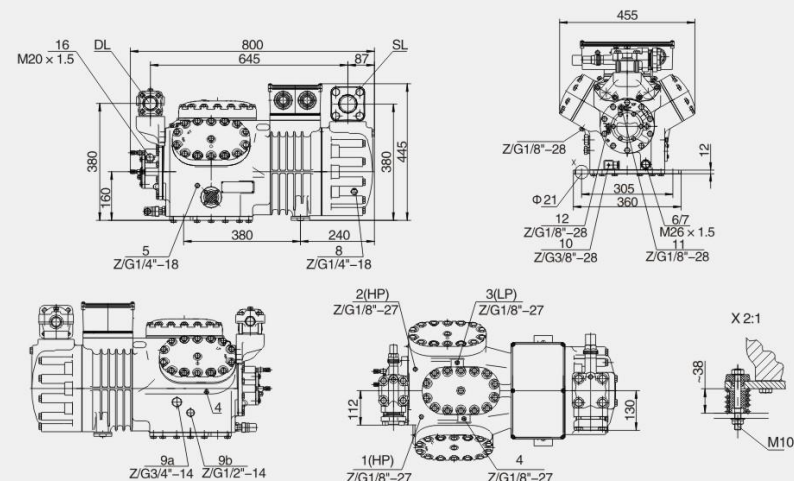
► 4YD-8.2---4YG-20.2



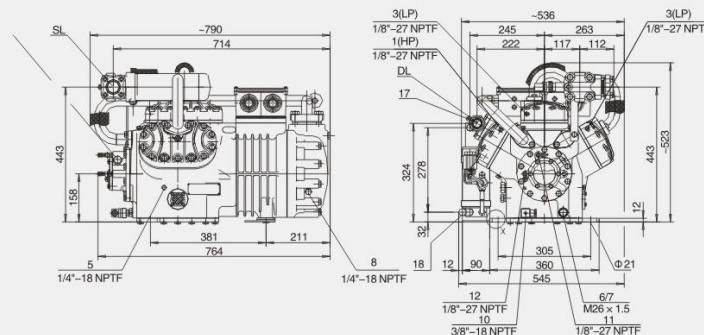
► 4VD-15.2---4VG-30.2



► 6WD-25.2---6WG-50.2



► 6WDS-20.2---6WDS-30.2



图示接管位置说明 Connection Positions

- | | | | |
|-------------------------------|-----------------------------------|------------------------|---|
| 1. 高压接口 (HP) | 1. High pressure connection (HP) | 9a. 气平衡接口 (并联运行) | 9a. Gas equalisation (parallel operation) |
| 2. 排气温度探头接口 (HP) | 2. Discharge gas temp sensor (HP) | 9b. 油平衡接口 (并联运行) | 9b. Discharge gas temp sensor (HP) |
| 3. 低压接口 (LP) | 3. Low pressure connection (LP) | 10. 曲轴箱加热器 | 10. Crankcase heater |
| 4. CIC 系统: 喷嘴接口
(不带液体过冷运行) | 4. CIC System: spray nozzle | 11. 油压高压接口 + | 11. Oil pressure connection + |
| 5. 加油堵 | 5. Oil fill plug | 12. 油压低压接口 - | 12. Oil pressure connection - |
| 6. 放油口 | 6. Oil drain | 16. 油压差开关 "Delta-p" 连接 | 16. Connection for oil monitoring (Delta-p) |
| 7. 油过滤器 (带磁螺栓) | 7. Oil filter (magnetic screw) | 21. 油服务阀接口 | 21. Connection for oil service valve |
| 8. 回油口 (接油分离器) | 8. Oil return (oil separator) | SL. 吸气阀接口 | SL. Connection for suction valve |
| | | DL. 排气阀接口 | DL. Connection for discharge valve |

制冷量表/Performance Data R22

型号 Model	冷凝温度 Condensing Temperature ℃	制冷量 Refrigerating Capacity Qo(W) 功率消耗 Power Consumption Pe(kW)														
		蒸发温度 Evaporating Temperature(℃)														
		12.5	10	7.5	5	0	-5	-10	-15	-20	-25	-30	-35	-40	-45	-50
BFS31	30	Qo	149100	136900	125500	114800	95600	79000	64500	52000	41300	32200	24400			
		Pe	20.90	20.60	20.40	20.00	19.27	18.34	17.24	15.96	14.52	12.90	11.12			
		Qo	134600	123500	113200	10350	86000	70800	57600	46200	36400	28050	20900			
BFS41	40	Qo	25.20	24.70	24.30	23.70	22.60	21.30	19.78	18.12	16.29	14.30	12.14			
		Pe	29.40	28.80	28.10	27.40	25.90	24.20	22.30	20.20	17.92	15.50				
		Qo	120900	110800	101400	92700	76800	63000	51000	40600	31700	24050				
BFS51	30	Qo	20.90	20.60	20.40	20.00	19.27	18.34	17.24	15.96	14.52	12.90	11.12			
		Pe	29.40	28.80	28.10	27.40	25.90	24.20	22.30	20.20	17.92	15.50				
		Qo	120900	110800	101400	92700	76800	63000	51000	40600	31700	24050				
BFS81	30	Qo	20.90	20.60	20.40	20.00	19.27	18.34	17.24	15.96	14.52	12.90	11.12			
		Pe	29.40	28.80	28.10	27.40	25.90	24.20	22.30	20.20	17.92	15.50				
		Qo	120900	110800	101400	92700	76800	63000	51000	40600	31700	24050				
BFS101	30	Qo	20.90	20.60	20.40	20.00	19.27	18.34	17.24	15.96	14.52	12.90	11.12			
		Pe	29.40	28.80	28.10	27.40	25.90	24.20	22.30	20.20	17.92	15.50				
		Qo	120900	110800	101400	92700	76800	63000	51000	40600	31700	24050				
BFS151	30	Qo	20.90	20.60	20.40	20.00	19.27	18.34	17.24	15.96	14.52	12.90	11.12			
		Pe	29.40	28.80	28.10	27.40	25.90	24.20	22.30	20.20	17.92	15.50				
		Qo	120900	110800	101400	92700	76800	63000	51000	40600	31700	24050				
4S151D	30	Qo	20.90	20.60	20.40	20.00	19.27	18.34	17.24	15.96	14.52	12.90	11.12			
		Pe	29.40	28.80	28.10	27.40	25.90	24.20	22.30	20.20	17.92	15.50				
		Qo	120900	110800	101400	92700	76800	63000	51000	40600	31700	24050				
4S251G	30	Qo	20.90	20.60	20.40	20.00	19.27	18.34	17.24	15.96	14.52	12.90	11.12			
		Pe	29.40	28.80	28.10	27.40	25.90	24.20	22.30	20.20	17.92	15.50				
		Qo	120900	110800	101400	92700	76800	63000	51000	40600	31700	24050				
4S201D	30	Qo	20.90	20.60	20.40	20.00	19.27	18.34	17.24	15.96	14.52	12.90	11.12			
		Pe	29.40	28.80	28.10	27.40	25.90	24.20	22.30	20.20	17.92	15.50				
		Qo	120900	110800	101400	92700	76800	63000	51000	40600	31700	24050				
4S301G	30	Qo	20.90	20.60	20.40	20.00	19.27	18.34	17.24	15.96	14.52	12.90	11.12			
		Pe	29.40	28.80	28.10	27.40	25.90	24.20	22.30	20.20	17.92	15.50				
		Qo	120900	110800	101400	92700	76800	63000	51000	40600	31700	24050				
6S251D	30	Qo	20.90	20.60	20.40	20.00	19.27	18.34	17.24	15.96	14.52	12.90	11.12			
		Pe	29.40	28.80	28.10	27.40	25.90	24.20	22.30	20.20	17.92	15.50				
		Qo	120900	110800	101400	92700	76800	63000	51000	40600	31700	24050				

参数基于吸气温度20℃，50Hz，液体无过冷。Suction gas temperature 20℃, 50Hz, without liquid subcooling.

■ 附加冷却或限制吸气温度。Additional cooling or limited suction gas temperature.

■ 附加冷却和喷液冷却系统。Additional cooling & liquid injection cooling system.

制冷量表/Performance Data R22

型号 Model	冷凝温度 Condensing Temperature ℃	制冷量 Refrigerating Capacity Qo(W) 功率消耗 Power Consumption Pe(kW)														
		蒸发温度 Evaporating Temperature(℃)														
		12.5	10	7.5	5	0	-5	-10	-15	-20	-25	-30	-35	-40	-45	-50
6S351G	30	Qo	149100	136900	125500	114800	95600	79000	64500	52000	41300	32200	24400			
		Pe	20.90	20.60	20.40	20.00	19.27	18.34	17.24	15.96	14.52	12.90	11.12			
		Qo	134600	123500	113200	10350	86000	70800	57600	46200	36400	28050	20900			
6S321D	40	Qo	25.20	24.70	24.30	23.70	22.60	21.30	19.78	18.12	16.29	14.30	12.14			
		Pe	29.40	28.80	28.10	27.40	25.90	24.20	22.30	20.20	17.92	15.50				
		Qo	120900	110800	101400	92700	76800	63000	51000	40600	31700	24050				
6S401G	30	Qo	20.90	20.60	20.40	20.00	19.27	18.34	17.24	15.96	14.52	12.90	11.12			
		Pe	29.40	28.80	28.10	27.40	25.90	24.20	22.30	20.20	17.92	15.50				
		Qo	120900	110800	101400	92700	76800	63000	51000	40600	31700	24050				
6S401D	40	Qo	25.20	24.70	24.30	23.70	22.60	21.30	19.78	18.12	16.29	14.30	12.14			
		Pe	29.40	28.80	28.10	27.40	25.90	24.20	22.30	20.20	17.92	15.50				
		Qo	120900	110800	101400	92700	76800	63000	51000	40600	31700	24050				
6S501G	30	Qo	20.90	20.60	20.40	20.00	19.27	18.34	17.24	15.96	14.52	12.90	11.12			
		Pe	29.40	28.80	28.10	27.40	25.90	24.20	22.30	20.20	17.92	15.50				
		Qo	120900	110800	101400	92700	76800	63000	51000	40600	31700	24050				
2YD-2.2	30	Qo	20.90	20.60	20.40	20.00	19.27	18.34	17.24	15.96	14.52	12.90	11.12			
		Pe	29.40	28.80	28.10	27.40	25.90	24.20	22.30	20.20	17.92	15.50				
		Qo	120900	110800	101400	92700	76800	63000	51000	40600	31700	24050				
2YG-3.2	40	Qo	25.20	24.70	24.30	23.70	22.60	21.30	19.78	18.12	16.29	14.30	12.14			
		Pe	29.40	28.80	28.10	27.40	25.90	24.20	22.30	20.20	17.92	15.50				
		Qo	120900	110800	101400	92700	76800	63000	51000	40600	31700	24050				
2YD-3.2	30	Qo	20.90	20.60	20.40	20.00	19.27	18.34	17.24	15.96	14.52	12.90	11.12			
		Pe	29.40	28.80	28.10	27.40	25.90	24.20	22.30	20.20	17.92	15.50				
		Qo	120900	110800	101400	92700	76800	63000	51000	40600	31700	24050				
2YG-4.2	40	Qo	25.20	24.70	24.30	23.70	22.60	21.30	19.78	18.12	16.29	14.30	12.14			
		Pe	29.40	28.80	28.10	27.40	25.90	24.20	22.30	20.20	17.92	15.50				
		Qo	120900	110800	101400	92700	76800	63000	51000	40600	31700	24050				
4YD-3.2	30	Qo	20.90	20.60	20.40	20.00	19.27	18.34	17.24	15.96	14.52	12.90	11.12			
		Pe	29.40	28.80	28.10	27.40	25.90	24.20	22.30	20.20	17.92	15.50				
		Qo	120900	110800	101400	92700	76800	63000	51000	40600	31700	24050				
4YG-5.2	40	Qo	25.20	24.70	24.30	23.70	22.60	21.30	19.78	18.12	16.29	14.30	12.14			
		Pe	29.40	28.80	28.10	27.40	25.90	24.20	22.30	20.20	17.92	15.50				
		Qo	120900	110800	101400	92700	76800	63000	51000	40600	31700	24050				
4YD-4.2	30	Qo	20.90	20.60	20.40	20.00	19.27	18.34	17.24	15.96	14.52	12.90	11.12			
		Pe	29.40	28.80	28.10	27.40	25.90	24.20	22.30	20.20	17.92	15.50				
		Qo	120900	110800	101400	92700	76800	63000	51000	40600	31700	24050				

参数基于吸气温度20℃，50Hz，液体无过冷。Suction gas temperature 20℃, 50Hz, without liquid subcooling.

■ VARICOOOL系统，附加冷却，改变吸气阀位置。VARICOOOL system, additional cooling, position of suction valve changed.

■ 附加冷却或限制吸气温度。Additional cooling or limited suction gas temperature.

■ 附加冷却和喷液冷却系统。Additional cooling & liquid injection cooling system.

制冷量表/Performance Data R22

冷媒温度 型号 Condensing Model Temperature ℃	制冷量 Refrigerating Capacity Qo(W) 功率消耗 Power Consumption Pe(kW)																
	蒸发温度 Evaporating Temperature(℃)																
	↓	12.5	10	7.5	5	0	-5	-10	-15	-20	-25	-30	-35	-40	-45	-50	
4YG-6.2	30	Qo 29950	27500	25200	23050	19160	15800	12880	10360	8200	6350	4780					
	40	Pe 3.43	3.64	3.79	3.90	3.98	3.91	3.73	3.47	3.17	2.86	2.58					
	50	Qo 26750	24500	22400	20450	16930	13860	11190	8890	6910	5210	3770					
4YD-5.2	30	Qo 4.97	5.03	5.03	5.00	4.83	4.56	4.22	3.84	3.46	3.12	2.84					
	40	Pe 6.31	6.22	6.09	5.94	5.56	5.12	4.65	4.19	3.77	3.43						
	50	Qo 23450	21450	19570	17810	14630	11850	9440	7350	5560	4020						
4YG-7.2	30	Pe 6.31	6.22	6.09	5.94	5.56	5.12	4.65	4.19	3.77	3.43						
	40	Qo 36400	33400	30600	28000	23250	19160	15610	12540	9910	7670	5720					
	50	Pe 4.21	4.37	4.49	4.57	4.63	4.56	4.40	4.15	3.85	3.51	3.15					
4YD-6.2	30	Qo 32500	29750	27200	24850	20550	16830	13600	10800	8400	6340	4590					
	40	Pe 5.83	5.86	5.86	5.82	5.66	5.40	5.06	4.67	4.24	3.80	3.36					
	50	Qo 28500	26100	23800	21700	17830	14480	11560	9030	6850	4970						
4YG-9.2	30	Pe 7.28	7.19	7.07	6.93	6.57	6.14	5.65	5.13	4.61	4.09						
	40	Qo 43300	39750	36450	33350	27800	22950	18740	15120	12000	9340	7070					
	50	Pe 5.50	5.69	5.82	5.90	5.92	5.78	5.53	5.18	4.77	4.34	3.93					
4YD-8.2	30	Qo 38900	35650	32600	29800	24700	20250	16420	13100	10240	7790	5710					
	40	Pe 7.45	7.42	7.36	7.26	7.00	6.64	6.21	5.72	5.20	4.66	4.13					
	50	Qo 34250	31350	28650	26100	21500	17500	14010	10990	8380	6150						
4YG-12.2	30	Pe 9.27	9.05	8.82	8.57	8.06	7.50	6.92	6.30	5.66	4.99						
	40	Qo 57100	52400	48100	44000	36700	30350	24800	20050	15930	12410	9410					
	50	Pe 6.90	7.04	7.13	7.18	7.17	7.00	6.70	6.28	5.76	5.15	4.46					
4YD-10.2	30	Qo 50800	46650	42750	39100	32550	26800	21850	17550	13850	10680	7980					
	40	Pe 9.07	9.03	8.95	8.84	8.52	8.09	7.56	6.95	6.27	5.55	4.79					
	50	Qo 44400	40700	37250	34050	28200	23150	18770	14980	11730	8950						
4YG-15.2	30	Pe 11.07	10.87	10.64	10.38	9.80	9.13	8.39	7.59	6.74	5.86						
	40	Qo 68400	62800	57600	52700	43800	35650	29250	23700	18940	14860	11330	8390	5920			
	50	Pe 8.33	8.45	8.52	8.54	8.45	8.20	7.81	7.28	6.65	5.93	5.14					
4YD-12.2	30	Qo 60900	55900	51200	46800	38850	31950	26000	20800	16360	12550	9320					
	40	Pe 10.65	10.57	10.45	10.29	9.88	9.35	8.72	8.00	7.21	6.36	5.49					
	50	Qo 53300	48900	44700	40800	3380	27700	22400	17860	13840	10610						
4YG-20.2	30	Pe 12.86	12.58	12.27	11.94	11.23	10.45	9.60	8.70	7.74	6.73						
	40	Qo 41150	33750	27400	21900	17210	14150	11210	8820	716	541	455					
	50	Pe 10.01	9.46	8.79	8.02	7.16	6.29	5.41	4.55								
4YD-15.2	30	Qo 36650	29950	24150	19170	14910	11460	8660	666	567	475						
	40	Pe 11.46	10.60	9.66	8.66	7.64	6.66	5.67	4.75								
	50	Qo 32050	26050	20850	16150	12280	8980	6200	3880								
4YG-25.2	30	Pe 12.77	11.63	10.43	9.27	8.09	6.94	5.84	4.81								
	40	Qo 41900	34250	27600	21900	16980	12810										
	50	Pe 9.92	9.41	8.77	8.02	7.15	6.18										
4YD-20.2	30	Qo 37000	30100	24100	18920	14500	10750										
	40	Pe 13.15	13.02	12.85	12.63	12.06	11.34	10.51	9.58	8.59	7.54	6.48					
	50	Qo 32150	26000	20650	16050	12130	8610										
4YD-25.2	30	Pe 12.60	11.46	10.26	9.02	7.78											
	40	Qo 52300	42700	34450	27350	21300	16400	12000	8310								
	50	Pe 12.73	11.93	11.01	9.98	8.82	7.63	6.36	5.08								
4YD-30.2	30	Qo 46850	38100	30500	24050	18500	13840	9800	6440								
	40	Pe 14.91	13.81	12.56	11.19	9.76	8.67	7.30	5.90								
	50	Qo 41700	33700	26800	20900	15800	11500	7920	4970								
4YD-35.2	30	Pe 17.11	15.67	14.13	12.47	10.85	9.21	7.53	5.79								
	40	Qo 52300	42700	34450	27350	21300	16400	12000	8310								
	50	Pe 12.73	11.93	11.01	9.98	8.82	7.63	6.36	5.08								

参数基于吸气温度20℃，50Hz，液体无过冷。Suction gas temperature 20℃, 50Hz, without liquid subcooling.
 ■ VARICOOL系统，附加冷却，改变吸气阀位置。VARICOOL system, additional cooling, position of suction valve changed.
 ■ 附加冷却或限制吸气温度。Additional cooling or limited suction gas temperature.
 ■ 附加冷却和喷雾冷却系统。Additional cooling & liquid injection cooling system.

制冷量表/Performance Data R22

冷 凝 温 度 型号 Condensing Model Temperature ℃		制 冷 量 Refrigerating Capacity Qo(W) 功 率 消 耗 Power Consumption Pe(kW)																
		蒸 发 温 度 Evaporating Temperature(℃)																
		↓	12.5	10	7.5	5	0	-5	-10	-15	-20	-25	-30	-35	-40	-45	-50	
4VG-25.2	30	Qo	99300	91200	83600	76500	63700	52600	42950	34650	27500	21400	16260					
		Pe	13.89	13.74	13.56	13.34	12.84	12.22	11.48	10.63	9.67	8.59	7.41					
	40	Qo	89700	82300	75400	68900	57300	47150	38350	30800	24250	18670	13940					
		Pe	16.75	16.47	16.16	15.82	15.05	14.17	13.18	12.07	10.85	9.52	8.08					
	50	Qo	80500	73800	67600	61700	51100	41950	33950	27050	21100	16030						
		Pe	19.56	19.16	18.74	18.27	17.25	16.10	14.83	13.44	11.94	10.33						
4VD-20.2	30	Qo						60000	48950	39500	31400	24500	18940	13920	9670			
		Pe						14.64	13.67	12.63	11.51	10.23	9.05	8.40	7.10			
	40	Qo						53700	43700	35100	27750	21500	16080	11430	7530			
		Pe						17.39	16.04	14.60	13.07	11.42	10.35	8.75	7.14			
	50	Qo						47800	38750	30950	24200	18350	13390	9230	5790			
		Pe						20.10	18.40	16.65	14.89	13.14	11.23	9.19	7.06			
4VG-30.2	30	Qo	114200	104800	96000	87800	73100	60400	49300	39800	31650	24700	18840					
		Pe	16.42	16.23	16.01	15.74	15.11	14.33	13.44	12.45	11.36	10.21	9.00					
	40	Qo	103000	94500	86500	79100	65700	54000	44000	35350	27950	21650	16330					
		Pe	19.78	19.46	19.09	18.68	17.74	16.67	15.49	14.20	12.83	11.40	9.92					
	50	Qo	92300	84600	77400	70700	58600	48100	39000	31200	24500	18810						
		Pe	23.40	22.90	22.30	21.70	20.40	19.04	17.57	16.05	14.49	12.91						
6WD-25.2	30	Qo						78500	64100	51700	41050	31950	24600	18010	12460			
		Pe						19.10	17.89	16.51	14.96	13.23	12.34	10.70	8.99			
	40	Qo						70300	57200	45850	36100	27750	20750	14710	9660			
		Pe						22.40	20.70	18.84	16.79	14.83	13.01	10.96	8.86			
	50	Qo						62600	50600	40250	31350	23700	17240	11870	7440			
		Pe						25.60	23.50	21.20	18.68	16.28	13.81	11.27	8.66			
6VG-35.2	30	Qo	149100	136900	125500	114800	95600	79000	64500	52000	41300	32200	24400					
		Pe	20.90	20.60	20.40	20.00	19.27	18.34	17.24	15.96	14.52	12.90	11.12					
	40	Qo	134600	123500	113200	10350	86000	70800	57600	46200	36400	28050	20900					
		Pe	25.20	24.70	24.30	23.70	22.60	21.30	19.78	18.12	16.29	14.30	12.14					
	50	Qo	120900	110800	101400	92700	76800	63000	51000	40600	31700	24050						
		Pe	29.40	28.80	28.10	27.40	25.90	24.20	22.30	20.20	17.92	15.50						
6WD-30.2	30	Qo						90000	73500	59300	47100	36750	28400	20850	14480			
		Pe						22.00	20.50	18.96	17.27	15.43	14.48	12.59	10.65			
	40	Qo						80600	65600	52700	41600	32200	24100	17130	11280			
		Pe						26.10	24.10	21.90	19.61	17.14	15.50	13.10	10.68			
	50	Qo						71700	58200	46500	36300	27500	20050	13840	8670			
		Pe						30.10	27.60	25.00	22.31	19.71	16.85	13.79	10.58			
6VG-40.2	30	Qo	171300	157200	144100	131800	109700	90600	74000	59700	47500	37100	28300					
		Pe	24.60	24.40	24.00	23.60	22.70	21.50	20.20	18.68	17.05	15.32	13.51					
	40	Qo	154600	141800	129800	118600	98500	81100	66000	53000	41900	32450	24500					
		Pe	29.70	29.20	28.60	28.00	26.80	25.00	23.00	21.30	19.20	17.10	14.89					
	50	Qo	138500	127000	116200	106100	88000	72200	58500	46800	36750	28200						
		Pe	35.20	34.40	33.50	32.60	30.70	28.60	26.40	24.10	21.70	19.38						
6WD-40.2	30	Qo						106100	86800	70100	55900	43800	34000	25100	17600			
		Pe						27.40	25.50	23.50	21.20	18.92	17.07	14.95	12.96			
	40	Qo						95300	77700	62600	49650	38700	29150	20900	13960			
		Pe						31.90	29.50	27.00	24.30	21.40	18.61	15.80	13.06			
	50	Qo						85100	69200	55600	43600	33250	24450	17060	10890			
		Pe						36.40	33.50	30.40	27.04	23.71	20.21	16.60	12.94			
6VG-50.2	30	Qo	201400	184800	169400	155000	129100	106700	87300	70600	56300	44150	33900					
		Pe	31.90	31.40	30.80	30.20	28.70	27.10	25.30	23.30	21.00	18.95	16.66					
	40	Qo	181700	166700	152800	139800	116300	95900	78300	63100	50100	39050	29700					
		Pe	37.30	36.90	36.10	35.20	33.30	31.30	29.00	26.60	24.10	21.30	18.44					
	50	Qo	163200	149700	137100	125300	104100	85700	69700	56000	44250	34250						
		Pe	43.00	42.10	41.10	40.10	37.90	35.50	32.80	29.90	26.80	23.50						
6WDS-20.2	30	Qo									35500	29700	24500	19970	15960	12400	9180	
		Pe										15.46	14.21	12.95	11.68	10.41	9.15	7.91
	40	Qo									34750	29100	24050	19560	15560	11940	8590	
		Pe										17.61	16.12	14.64	13.15	11.67	10.19	8.71
	50	Qo									34050	28500	23860	19210	15220			
		Pe										19.74	18.00	16.29	14.56			
6WDS-25.2	30	Qo									40800	34050	28150	22900	18320	14230	10540	
		Pe										17.75	16.31	14.86	13.41	11.95	10.51	9.08
	40	Qo									39900	33400	27600	22450	17860	13700	9860	
		Pe										20.21	18.51	16.81	15.10	13.40	11.70	10.00
	50	Qo									39100	32750	27100	22050	17470			
		Pe										22.66	20.67	18.70	16.72	14.70		
6WDS-30.2	30	Qo									48800	40750	33700	27400	21900	17030	12610	
		Pe										21.23	19.52	17.78	16.04	14.30	12.57	10.86
	40	Qo									47150	39950	33000	26850	21350	16390	11790	
		Pe										24.16	22.15	20.11	18.07	16.03	13.99	11.96
	50	Qo									46750	39200	32450	26400	20900			
		Pe										27.12	24.73	22.37	20.01	17.59		

制冷量表/Performance Data R22

冷凝温度 型号 Condensing Model Temperature ℃	制冷量 Refrigerating Capacity Qo(W) 功率消耗 Power Consumption Pe(kW)																
	蒸发温度 Evaporating Temperature(℃)																
	↓	7.5	5	0	-5	-10	-15	-20	-25	-30	-35	-40	-45	-50	-55	-60	-70
BFS51	30	24000	22200	18600	15400	12600	10200	8500	6700	5300	4000	3000					
	40	20400	18900	15800	13100	10700	8700	7200	5700	4500	3400	2600					
BFS81	30	31400	28700	24000	20000	16400	13400	10700	8500	6500	4900	3700					
	40	26400	24100	20200	16800	13800	11300	9000	7100	5500	4200	3100					
BFS101	30	44800	44200	35100	29000	23900	19400	15600	12300	9500	7200	5300					
	40	38100	35600	29800	24600	20300	16500	13200	10500	8100	6100	4500					
BFS151	30	69000	64500	54300	45200	37300	30500	25600	19600	15300	11700	8900					
	40	58700	54800	46200	38400	31700	25900	21800	16700	13000	9900	7500					
4S151D	30	Qo			58500	48400	39700	32200	25750	20250	15560	11630	8350				
		Pe			15.78	14.84	13.79	12.63	11.40	10.10	8.77	7.43	6.10				
	40	Qo			49850	41150	33600	27100	21500	16730	12660	9240	6380				
		Pe			18.16	16.80	15.34	13.82	12.25	10.65	9.05	7.47	5.93				
4S251G	30	Qo	90700	83200	69700	57900	47750	38950	31350	24800	19210	14460	10460				
		Pe	16.14	16.07	15.72	15.14	14.36	13.41	12.32	11.11	9.81	8.46	7.08				
	40	Qo	77400	71000	59500	49400	40650	33000	26450	20800	15930	11800	8320				
		Pe	19.56	19.22	18.37	17.32	16.11	14.76	13.31	11.78	10.20	8.60	7.00				
4S201D	30	Qo	64500	59100	49500	41000	33600	27200	21600	16830	12740	9260	6340				
		Pe	22.78	22.18	20.84	19.33	17.71	15.98	14.18	12.34	10.49	8.65	6.88				
	40	Qo				67100	55500	45400	36750	29350	23000	17600	13060	9260			
		Pe				18.22	17.12	15.89	14.55	13.12	11.62	10.08	8.53	6.97			
4S301G	30	Qo				57200	47300	38700	31200	24800	19250	14540	10540	7160			
		Pe				20.94	19.36	17.68	15.93	14.13	12.30	10.47	8.65	6.89			
	40	Qo				38750	31650	25450	20100	15480	11510	8120					
		Pe				21.25	19.15	17.02	14.87	12.73	10.63	8.60					
4S351G	30	Qo	103800	95300	79900	66500	54900	44900	36250	28800	22450	17040	12480				
		Pe	19.21	19.07	18.57	17.81	16.84	15.70	14.41	13.02	11.57	10.09	8.61				
	40	Qo	89100	81800	68600	57000	47000	38250	30700	24200	18610	13860	9850				
		Pe	23.37	22.88	21.73	20.38	18.88	17.26	15.56	13.81	12.06	10.33	8.68				
6S251D	30	Qo				74300	68200	57100	47400	38900	31500	25100	19580	14840	10810	7410	
		Pe				27.01	26.20	24.46	22.58	20.60	18.56	16.50	14.45	12.45	10.54	8.76	
	40	Qo				87900	72500	59300	47800	38000	29700	22650	16740	11850			
		Pe				23.50	22.15	20.58	18.83	16.94	14.95	12.89	10.81	8.75			
6S321D	30	Qo				74700	61600	50200	40400	31900	24700	18590	13440	9130			
		Pe				27.20	25.18	23.00	20.68	18.28	15.82	13.36	10.92	8.54			
	40	Qo				50500	41150	33000	25950	19920	14760	10390					
		Pe				27.78	25.02	22.18	19.31	16.43	13.59	10.93					
6S351G	30	Qo	136000	124800	104500	86900	71600	58400	47000	37200	28800	21700	15720				
		Pe	25.11	24.84	24.07	23.04	21.77	20.29	18.64	16.83	14.91	12.89	10.81				
	40	Qo	116300	106600	89300	74100	60900	49450	39600	31100	23800	17670	12480				
		Pe	29.81	29.20	27.79	26.14	24.30	22.29	20.14	17.88	15.53	13.13	10.71				
6S401G	30	Qo				96600	88600	74100	61400	50400	40700	32400	25250	19160	14000	9670	
		Pe				34.17	33.23	31.19	28.96	26.56	24.04	21.41	18.71	15.96	13.20	10.45	
	40	Qo				98300	81200	66400	53600	42700	33350	25400	18760	13210			
		Pe				26.77	25.07	23.21	21.20	19.08	16.84	14.54	12.17	9.76			
6S401G	30	Qo				84000	69300	56600	45550	36050	27900	21000	15130	10210			
		Pe				30.86	28.50	26.00	23.38	20.68	17.90	15.07	12.21	9.34			
	40	Qo				57600	46900	37600	29550	22600	16720	11710					
		Pe				31.43	28.35	25.18	21.94	18.67	15.37	12.06					
6S401G	30	Qo	156100	143200	120000	99900	82500	67400	54300	43150	33600	25550	18730				
		Pe	30.46	29.91	28.66	27.20	25.57	23.77	21.82	19.75	17.56	15.28	12.93				
	40	Qo	133400	122400	102700	85400	70300	57300	46000	36300	28000	20900	14940				
		Pe	35.49	34.61	32.70	30.62	28.38	26.02	23.54	20.96	18.30	15.57	12.80				
6S401G	30	Qo	110800	101800	85400	70900	58300	47350	37800	29550	22500	16450	11330				
		Pe	40.19	38.97	36.42	33.73	30.91	27.99	24.99	21.92	18.79	15.63	12.46				

参数基于吸气温度20℃, 50Hz, 液体无过冷。Suction gas temperature 20℃, 50Hz, without liquid subcooling.
■ 附加冷却或限制吸气温度。Additional cooling or limited suction gas temperature.

制冷量表/Performance Data R22

型号 Condensing Model Temperature ℃		冷凝温度 Condensing Temperature ℃	制冷量 Refrigerating Capacity Qo(W) 功率消耗 Power Consumption Pe(kW)																
			蒸发温度 Evaporating Temperature(℃)																
			↓	7.5	5	0	-5	-10	-15	-20	-25	-30	-35	-40	-45	-50	-55	-60	-65
6S401D	30	Qo				118800	98100	80100	64700	51400	40100	30500	22400	15600					
		Pe				31.46	29.74	27.69	25.37	22.84	20.14	17.34	14.49	11.63					
	40	Qo				100900	83100	67600	54300	42800	32950	24600	17570	11680					
		Pe				36.00	33.43	30.59	27.55	24.36	21.06	17.73	14.40	11.14					
	50	Qo					68300	55300	44050	34300	26050	18990	13060						
		Pe					36.68	33.08	29.33	25.49	21.62	17.76	13.98						
6S501G	30	Qo	184400	169300	142200	118600	98100	80400	65200	52100	40900	31400	23450						
		Pe	36.24	35.76	34.49	32.87	30.95	28.79	26.43	23.94	21.38	18.79	16.23						
	40	Qo	157900	145000	121700	101300	83600	68300	55000	43600	33850	25600	18620						
		Pe	43.13	42.10	39.80	37.22	34.43	31.47	28.40	25.28	22.15	19.09	16.14						
	50	Qo	131000	120200	100800	83900	68900	56000	44800	35150	26950	19960	14090						
		Pe	49.80	48.21	44.85	41.30	37.60	33.83	30.02	26.24	22.53	18.97	15.59						
2YD-2.2	30	Qo				10110	8340	6810	5490	4360	3390	2570	1880	1300					
		Pe				2.72	2.59	2.43	2.25	2.05	1.83	1.59	1.35	1.09					
	40	Qo				8490	6980	5670	4530	3560	2720	2020	1420	920					
		Pe				3.15	2.94	2.7	2.44	2.17	1.88	1.58	1.28	0.98					
	50	Qo				6900	5640	4550	3600	2780	2080	1490	990						
		Pe				3.55	3.25	2.93	2.59	2.25	1.9	1.54	1.19						
2YG-3.2	30	Qo	15940	14630	12260	10200	8420	6870	5540	4400	3420	2590	1890						
		Pe	2.79	2.8	2.77	2.71	2.6	2.45	2.28	2.08	1.86	1.62	1.37						
	40	Qo	13510	12390	10380	8610	7080	5750	4600	3610	2760	2040	1430						
		Pe	3.49	3.44	3.32	3.16	2.96	2.74	2.49	2.21	1.92	1.62	1.31						
	50	Qo	11110	10180	8500	7030	5740	4630	3660	2820	2110	1510	1000						
		Pe	4.11	4.02	3.8	3.55	3.27	2.96	2.63	2.29	1.93	1.57	1.2						
2YD-3.2	30	Qo				12470	10290	8400	6780	5380	4190	3180	2330	1630					
		Pe				3.33	3.15	2.95	2.72	2.48	2.21	1.93	1.64	1.35					
	40	Qo				10510	8650	7040	5640	4440	3420	2550	1810	1200					
		Pe				3.85	3.58	3.29	2.98	2.65	2.32	1.97	1.62	1.27					
	50	Qo				8590	7050	5710	4550	3540	2690	1950	1340						
		Pe				4.35	3.98	3.60	3.21	2.80	2.39	1.98	1.57						
2YG-4.2	30	Qo	19440	17840	14960	12450	10280	8400	6770	5380	4190	3170	2320						
		Pe	3.48	3.48	3.42	3.32	3.17	2.98	2.76	2.50	2.23	1.94	1.64						
	40	Qo	16470	15110	12660	10520	8660	7050	5650	4450	3420	2540	1810						
		Pe	4.31	4.25	4.08	3.86	3.61	3.33	3.02	2.69	2.34	1.98	1.61						
	50	Qo	13550	12430	10400	8620	7070	5720	4550	3540	2690	1960	1340						
		Pe	5.08	4.96	4.68	4.36	4.01	3.63	3.23	2.82	2.40	1.98	1.55						
4YD-3.2	30	Qo				13720	11330	9260	7470	5940	4630	3510	2580	1800					
		Pe				3.85	3.66	3.44	3.18	2.90	2.58	2.24	1.88	1.50					
	40	Qo				11560	9520	7740	6200	4880	3750	2790	1980	1310					
		Pe				4.42	4.10	3.76	3.40	3.03	2.63	2.23	1.82	1.40					
	50	Qo				9450	7740	6260	4970	3860	2910	2110	1430						
		Pe				4.91	4.48	4.04	3.59	3.13	2.67	2.22	1.77						
4YG-5.2	30	Qo	21550	19790	16590	13810	11400	9320	7520	5970	4650	3530	2580						
		Pe	3.78	3.79	3.76	3.67	3.52	3.32	3.07	2.79	2.48	2.15	1.81						
	40	Qo	18240	16740	14020	11650	9580	7790	6240	4900	3760	2790	1970						
		Pe	4.65	4.60	4.46	4.25	3.99	3.69	3.35	2.98	2.59	2.18	1.76						
	50	Qo	14970	13730	11470	9500	7780	6280	4980	3860	2900	2090	1410						
		Pe	5.44	5.33	5.07	4.75	4.39	3.98	3.55	3.10	2.62	2.14	1.65						
4YD-4.2	30	Qo				17390	14290	11660	9400	7450	5800	4390	3210	2220					
		Pe				4.61	4.39	4.12	3.81	3.45	3.06	2.65	2.22	1.78					
	40	Qo				14440	11870	9650	7720	6070	4650	3450	2440	1590					
		Pe				5.28	4.93	4.53	4.10	3.64	3.15	2.65	2.14	1.63					
	50	Qo				11650	9550	7720	6130	4760	3590	2590	1750						
		Pe				5.86	5.39	4.87	4.33	3.77	3.19	2.60	2.02						
4YG-6.2	30	Qo	27500	25200	21100	17580	14500	11830	9530	7550	5860	4420	3210						
		Pe	4.73	4.75	4.73	4.62	4.43	4.17	3.85	3.48	3.08	2.65	2.21						
	40	Qo	23150	21250	17780	14750	12120	9840	7860	6160	4700	3470	2420						
		Pe	5.87	5.81	5.62	5.35	5.01	4.61	4.17	3.68	3.17	2.65	2.12						
	50	Qo	18930	17360	14490	11980	9790	7890	6240	4820	3600	2570	1710						
		Pe	6.86	6.72	6.37	5.95	5.47	4.95	4.38	3.79	3.19	2.58	1.97						
4YD-5.2	30	Qo				21100	17420	14220	11470	9100	7080	5370	3930	2730					
		Pe				5.52	5.29	4.99	4.62	4.18	3.70	3.19	2.66	2.11					
	40	Qo				17650	14520	11810	9460	7440	5720	4250	3010	1980					
		Pe				6.34	5.95	5.50	4.99	4.43	3.83	3.22	2.60	1.98					
	50	Qo				14300	11730	9490	7550	5880	4440	3220	2190						
		Pe				7.07	6.53	5.93	5.29	4.62	3.92	3.22	2.52						

制冷量表/Performance Data R404A/R507A

型号 Model		冷凝温度 Condensing Temperature ℃	制冷量 Refrigerating Capacity Qo(W) 功率消耗 Power Consumption Pe(kW)																
			蒸发温度 Evaporating Temperature(℃)																
			↓	7.5	5	0	-5	-10	-15	-20	-25	-30	-35	-40	-45	-50	-55	-60	-65
4YG-7.2	30	Qo	32600	29900	25000	20800	17120	13950	11210	8860	6860	5160	3720						
		Pe	5.49	5.52	5.51	5.39	5.18	4.88	4.52	4.10	3.63	3.12	2.59						
	40	Qo	27500	25200	21100	17490	14350	11630	9270	7250	5510	4040	2800						
		Pe	6.81	6.75	6.55	6.26	5.88	5.43	4.91	4.35	3.74	3.11	2.47						
4YD-6.2	30	Qo	22500	20600	17210	14230	11620	9350	7380	5690	4240	3010	1980						
		Pe	7.98	7.83	7.46	7.00	6.46	5.86	5.20	4.50	3.78	3.03	2.28						
	40	Qo				24950	20650	16900	13670	10900	8540	6530	4840	3420					
		Pe				6.65	6.36	5.98	5.52	5.01	4.45	3.86	3.25	2.63					
4YG-9.2	30	Qo				21100	17420	14200	11420	9030	6980	5240	3770	2540					
		Pe				7.64	7.17	6.63	6.03	5.37	4.67	3.94	3.21	2.47					
	40	Qo				17320	14220	11520	9190	7180	5460	4000	2770						
		Pe				8.61	7.98	7.28	6.51	5.71	4.87	4.01	3.14						
4YD-8.2	30	Qo	38800	35600	29900	24900	20600	16880	13660	10890	8530	6530	4840						
		Pe	6.85	6.87	6.82	6.64	6.36	5.98	5.53	5.01	4.45	3.86	3.25						
	40	Qo	32850	30150	25300	21100	17410	14210	11440	9050	7000	5250	3770						
		Pe	8.35	8.27	8.01	7.64	7.18	6.63	6.02	5.36	4.66	3.94	3.21						
4YD-10.2	30	Qo	27050	24850	20900	17380	14310	11620	9280	7240	5480	3960	2660						
		Pe	9.80	9.62	9.16	8.61	7.98	7.28	6.52	5.71	4.87	4.01	3.14						
	40	Qo				33050	27250	22200	17890	14170	10990	8300	6040	4150					
		Pe				8.74	8.17	7.55	6.87	6.16	5.41	4.64	3.86	3.07					
4YG-12.2	30	Qo				27750	22800	18480	14760	11560	8830	6520	4580	2960					
		Pe				9.86	9.05	8.20	7.34	6.46	5.57	4.66	3.74	2.81					
	40	Qo							18350	14790	11710	9070	6800	4880	3260				
		Pe							9.74	8.71	7.68	6.65	5.61	4.55	3.46				
4YD-12.2	30	Qo	51500	47200	39450	32750	26900	21900	17550	13830	10650	7960	5700						
		Pe	8.63	8.63	8.49	8.22	7.81	7.29	6.68	6.00	5.26	4.48	3.68						
	40	Qo	43500	39850	33300	27550	22600	18260	14530	11320	8590	6270	4320						
		Pe	10.66	10.47	9.99	9.40	8.72	7.96	7.15	6.29	5.40	4.51	3.62						
4YG-15.2	30	Qo	35400	32400	27050	22350	18230	14650	11550	8880	6590	4650	3020						
		Pe	12.28	11.93	11.17	10.33	9.42	8.45	7.45	6.42	5.39	4.36	3.36						
	40	Qo				38300	31600	25750	20700	16390	12690	9550	6910	4690					
		Pe				10.07	9.37	8.64	7.87	7.06	6.22	5.34	4.43	3.48					
4YD-15.2	30	Qo				32300	26500	21500	17130	13400	10220	7520	5240	3350					
		Pe				11.39	10.45	9.47	8.45	7.41	6.35	5.30	4.25	3.22					
	40	Qo							21500	17290	13660	10550	7890	5640	3760				
		Pe							11.26	10.04	8.80	7.53	6.28	5.05	3.88				
4YG-20.2	30	Qo	61500	56400	47100	39050	32100	26000	20800	16320	12490	9240	6500						
		Pe	10.23	10.19	9.96	9.58	9.06	8.43	7.70	6.90	6.04	5.14	4.23						
	40	Qo	52200	47850	39950	33050	27050	21850	17360	13490	10190	7390	5020						
		Pe	12.41	12.14	11.51	10.79	9.99	9.11	8.18	7.19	6.17	5.13	4.07						
4YD-20.2	30	Qo	42600	39000	32500	26750	21800	17430	13680	10460	7710	5380	3420						
		Pe	14.27	13.78	12.78	11.73	10.66	9.55	8.43	7.28	6.11	4.94	3.75						
	40	Qo				44000	36250	29550	23750	18810	14580	11000	7980	5470					
		Pe				11.88	11.15	10.30	9.35	8.35	7.30	6.23	5.19	4.18					
4YG-25.2	30	Qo				37300	30600	24800	19810	15510	11840	8740	6120	3950					
		Pe				13.39	12.33	11.18	9.97	8.71	7.44	6.19	4.99	3.87					
	40	Qo							24850	20000	15820	12210	9120	6510	4300				
		Pe							13.28	11.83	10.37	8.91	7.45	6.01	4.60				
4YD-25.2	30	Qo	71000	65100	54500	45250	37200	30250	24250	19070	14640	10860	7660						
		Pe	12.24	12.20	11.94	11.47	10.82	10.04	9.14	8.16	7.12	6.07	5.02						
	40	Qo	60500	55400	46250	38200	31250	25200	20000	15530	11730	8510	5820						
		Pe	14.78	14.49	13.79	12.91	11.91	10.80	9.62	8.40	7.16	5.95	4.78						
4YD-30.2	30	Qo	49900	45850	37900	31100	25250	20150	15760	12010	8840	6180	3980						
		Pe	16.78	16.28	15.18	13.95	12.63	11.24	9.81	8.38	6.97	5.63	4.37						
	40	Qo				58500	48400	39700	32200	25750	20250	15560	11630	8350					
		Pe				15.78	14.84	13.79	12.63	11.40	10.10	8.77	7.43	6.10					
4YG-40.2	30	Qo				49850	41150	33600	27100	21500	16730	12660	9240	6380					
		Pe				18.16	16.80	15.34	13.82	12.25	10.65	9.05	7.47	5.93					
	40	Qo							33950	27600	22050	17330	13270	9820	6920				
		Pe							18.50	16.67	14.80	12.91	11.03	9.17	7.37				
4YD-40.2	30	Qo	90700	83200	69700	57900	47750	38950	31350	24800	19210	14460	10460						
		Pe	16.14	16.07	15.72	15.14	14.36	13.41	12.32	11.11	9.81	8.46	7.08						
	40	Qo	77400	71000	59500	49400	40650	33000	26450	20800	15930	11800	8320						
		Pe	19.56	19.22	18.37	17.32	16.11	14.76	13.31	11.78	10.20	8.60	7.00						
4YD-50.2	30	Qo	64500	59100	49500	41000	33600	27200	21600	16830	12740	9260	6340						
		Pe	22.78	22.18	20.84	19.33	17.71	15.98	14.18	12.34	10.49	8.65	6.86						

参数基于吸气温度20℃，50Hz，液体无过冷。Suction gas temperature 20℃, without liquid subcooling.

■ 附加冷却或限制吸气温度。Additional cooling or limited suction gas temperature.

制冷量表/Performance Data R404A/R507A

型号 Model		冷凝温度 Condensing Temperature ℃	制冷量 Refrigerating Capacity Qo(W) 功率消耗 Power Consumption Pe(kW)																
			蒸发温度 Evaporating Temperature(℃)																
			↓	7.5	5	0	-5	-10	-15	-20	-25	-30	-35	-40	-45	-50	-55	-60	-65
4VD-20.2	30	Qo				67100	55500	45400	36750	29350	23000	17600	13060	9260					
		Pe				18.22	17.12	15.89	14.55	13.12	11.62	10.08	8.53	6.97					
		Qo				57200	47300	38700	31200	24800	19250	14540	10540	7160					
	40	Pe				20.94	19.36	17.68	15.93	14.13	12.30	10.47	8.65	6.89					
		Qo					38750	31650	25450	20100	15480	11510	8120						
		Pe					21.25	19.15	17.02	14.87	12.73	10.63	8.60						
4VG-30.2	30	Qo	103800	95300	79900	66500	54900	44900	36250	28800	22450	17040	12480						
		Pe	19.21	19.07	18.57	17.81	16.84	15.70	14.41	13.02	11.57	10.09	8.61						
		Qo	89100	81800	68600	57000	47000	38250	30700	24200	18610	13860	9850						
	40	Pe	23.37	22.88	21.73	20.38	18.88	17.26	15.56	13.81	12.06	10.33	8.68						
		Qo	74300	68200	57100	47400	38900	31500	25100	19580	14840	10810	7410						
		Pe	27.01	26.20	24.46	22.58	20.60	18.56	16.50	14.45	12.45	10.54	8.76						
6WD-25.2	30	Qo				87900	72500	59300	47800	38000	29700	22650	16740	11850					
		Pe				23.50	22.15	20.58	18.83	16.94	14.95	12.89	10.81	8.75					
		Qo				74700	61600	50200	40400	31900	24700	18590	13440	9130					
	40	Pe				27.20	25.18	23.00	20.68	18.28	15.82	13.36	10.92	8.54					
		Qo				50500	41150	33000	25950	19920	14760	10390							
		Pe				27.78	25.02	22.18	19.31	16.43	13.59	10.93							
6WG-35.2	30	Qo	136000	124800	104500	86900	71600	58400	47000	37200	28800	21700	15720						
		Pe	25.11	24.84	24.07	23.04	21.77	20.29	28.64	16.83	14.91	12.89	10.81						
		Qo	116300	106600	89300	74100	60900	49450	39600	31100	23800	17670	12480						
	40	Pe	29.81	29.20	27.79	26.14	24.30	22.29	20.14	17.88	15.53	13.13	10.71						
		Qo	96600	88600	74100	61400	50400	40700	32400	25250	19160	14000	9670						
		Pe	34.17	33.23	31.19	28.96	26.56	24.04	21.41	18.71	15.96	13.20	10.45						
6WD-30.2	30	Qo				98300	81200	66400	53600	42700	33350	25600	18740	13210					
		Pe				26.77	2.507	23.21	21.20	19.08	16.84	14.54	12.17	9.76					
		Qo				84000	69300	56600	45550	36050	27900	21000	15130	10210					
	40	Pe				30.86	28.50	26.00	23.38	20.68	17.90	15.07	12.21	9.34					
		Qo				57600	46900	37600	29550	22600	16720	12210							
		Pe				31.43	28.35	25.18	21.94	18.67	15.37	12.06							
6WG-40.2	30	Qo	156100	143200	120000	99900	82500	67400	54300	43150	33600	25550	18730						
		Pe	30.46	29.91	28.66	27.20	25.57	23.77	21.82	19.75	17.56	15.28	12.93						
		Qo	133400	122400	102700	85400	70300	57300	46000	36300	28000	20900	14940						
	40	Pe	35.49	34.61	32.70	30.62	28.38	26.02	23.54	20.96	18.30	15.57	12.80						
		Qo	110800	101800	85400	70900	58300	47350	37800	29550	22500	16450	11330						
		Pe	40.19	38.97	36.42	33.73	30.91	27.99	24.99	21.92	18.79	15.63	12.46						
6WD-40.2	30	Qo				118800	98100	80100	64700	51400	40100	30500	22400	15600					
		Pe				31.46	29.74	27.69	25.37	22.84	20.14	17.34	14.49	11.63					
		Qo				100900	83100	67600	54300	42800	32950	24600	17570	11680					
	40	Pe				36.00	33.43	30.59	27.55	24.36	21.06	17.73	14.40	11.14					
		Qo				68300	55300	44500	34300	26050	18990	13060							
		Pe				36.68	33.08	29.33	25.49	21.62	17.76	13.98							
6WG-50.2	30	Qo	184400	169300	142200	118600	98100	80400	65200	52100	40900	31400	23450						
		Pe	36.24	35.76	34.49	32.87	30.95	28.79	26.43	23.94	21.38	18.79	16.23						
		Qo	157900	145000	121700	101300	83600	68300	55000	43000	33850	25600	18620						
	40	Pe	43.13	42.10	39.80	37.22	34.43	31.47	28.40	25.28	22.15	19.09	16.14						
		Qo	131000	120200	100800	83800	68900	56000	44800	35150	26950	19960	14090						
		Pe	49.80	48.21	44.85	41.30	37.60	33.83	30.02	26.24	22.53	18.97	15.59						
6WDS-20.2	30	Qo							31900	27450	23300	19440	15910	12760	10020	7690	5770	4230	
		Pe								16.45	15.02	13.64	12.30	11.00	9.76	8.57	7.44	6.40	
		Qo								30900	26350	22350	18610	15230	12240	9640	7420	5540	
	40	Pe								18.53	16.90	15.32	13.79	12.33	10.92	9.57	8.29	7.07	
		Qo								29350	25200	21350	17810	14630	11800	9280			
		Pe								20.63	18.79	17.01	15.30	13.65	12.07	10.55			
6WDS-25.2	30	Qo							36200	31300	26600	22250	18220	14620	11480	8830	6630	4870	
		Pe								18.84	17.27	15.71	14.16	12.65	11.19	9.80	8.49	7.29	
		Qo								34900	30100	25500	21300	17420	14000	11040	8500	6350	
	40	Pe								21.27	19.40	17.60	15.85	14.16	12.55	11.00	9.52	8.13	
		Qo								33450	28750	24350	20350	16720	13490	10620			
		Pe								23.71	21.58	19.36	17.56	15.67	13.85	12.10			
6WDS-30.2	30	Qo							43400	37400	31750	26500	21700	17420	13690	10540	7920	5800	
		Pe								22.53	20.65	18.78	16.94	15.15	13.42	11.77	10.20	8.74	
		Qo								41500	35700	30300	25300	20700	16680	13170	10150	7590	
	40	Pe								25.20	23.10	21.01	18.96	16.95	15.00	13.14	11.37	9.72	
		Qo								39500	34000	28850	24100	19870	16060	12650			
		Pe								28.07	25.63	23.33	21.01	18.75	16.57	14.49			



完美与卓越的追求者
质量与服务的践行者
The pursuer of perfection
and excellence
The practitioner of quality
and service



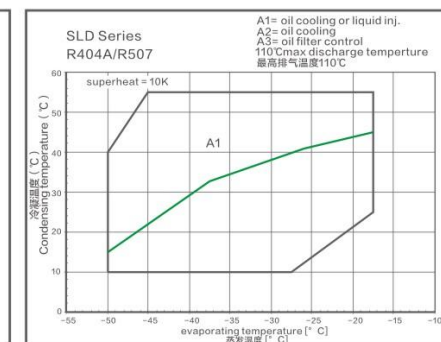
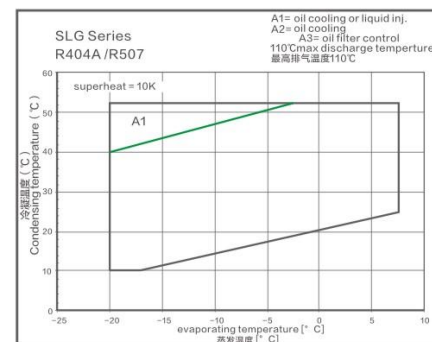
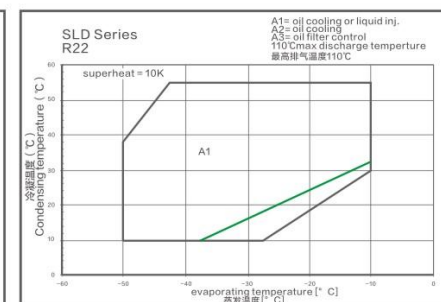
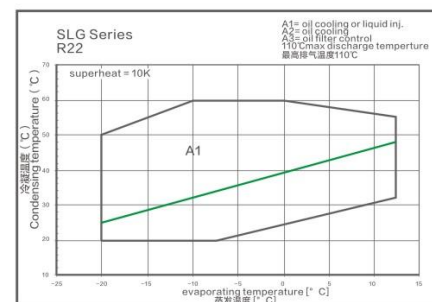
螺杆式制冷压缩机 Screw Compressor



型号标识 Nomenclature

COMPRESSOR / 压缩机	S	L	G	210-70	Y	D	2
COMPRESSOR TYPE / 压缩机型号	S						
	Semi-hermetic / 半封闭						
SERIES / 系列	L						
	Refrigeration / 冷冻						
	K						
	Air condition / 空调						
TYPE / 类型	G						
	High temp / 高温机						
	D						
	Low temp / 低温机						
PLACEMENT-NOMINAL POWER / 排气量-名义功率	210-70						
	m ³ /h·Hp / 立方·马力						
CAPACITY / 能量调节	Y						
	Step control / 有级调节						
	W						
	Stepless / 无级调节						
STAGE / 压缩类型	D						
	Single Stage / 单级压缩						
	S						
	Double Stage / 双级压缩						
VERSION / 版本	2						
	2 / 第2版						

应用范围 Application Scope



Key / 图例 :

Qo : cooling capacity(kW) / 冷量(kW)

Pa : input power(kW) / 输入电功率 (kW)

Te : Evaporating temperature (°C) / 蒸发温度 (°C)

Tc : Condensing temperature (°C) / 冷凝温度 (°C)

50Hz frequency / 50Hz 频率

Liquid subcooling 5K / 液体过冷度5K

Suction gas superheat 10K / 吸气过热度 10K

技术数据 Technical Data

Model/型号	SLG	100-35	120-40	140-50	190-65	210-70	230-80	290-100	320-110	350-120	370-130	420-145	470-160	520-180	570-195	640-210
Displacement 50Hz 排气量50Hz	m³/h	102	128	145	188	205	235	293	322	354	368	416	469	520	572	641
Nominal Motor Power 电机名义功率	Hp/kW	40/30	40/30	50/37	70/52	70/52	80/60	100/75	115/83	120/89	130/98	145/108	160/120	180/135	195/146	210/157
Weight 重量	Kg	245	245	255	405	410	420	535	540	545	665	675	710	1030	1050	1050
Discharge line, internal Ø 排气管内径尺寸	mm	45	45	45	57	57	57	57	57	57	76	76	76	76	76	76
Suction line, internal Ø 吸气管内径尺寸	mm	57	57	57	76	76	76	89	89	89	89	89	89	108	108	108
Energy regulation 能量调节	50%,70%,100%有级调节或50%~100%无级调节 50%,70%,100% step regulation or 50%~100% stepless regulation															
Protection module 保护模块	INT 69 RCY															
Standard motor 标准电机	380V/3/50Hz-460/3/60Hz															
Starting current 星/三角启动电流	A	134	134	139	193	193	298	338	354	366	453	453	543	595	678	767
	A	134	134	182	139	193	338	318	318	354	374	453	543	595	595	595
Maximum working current 最大工作电流	A	56	60	78	104	109	126	158	175	187	206	228	253	284	308	331

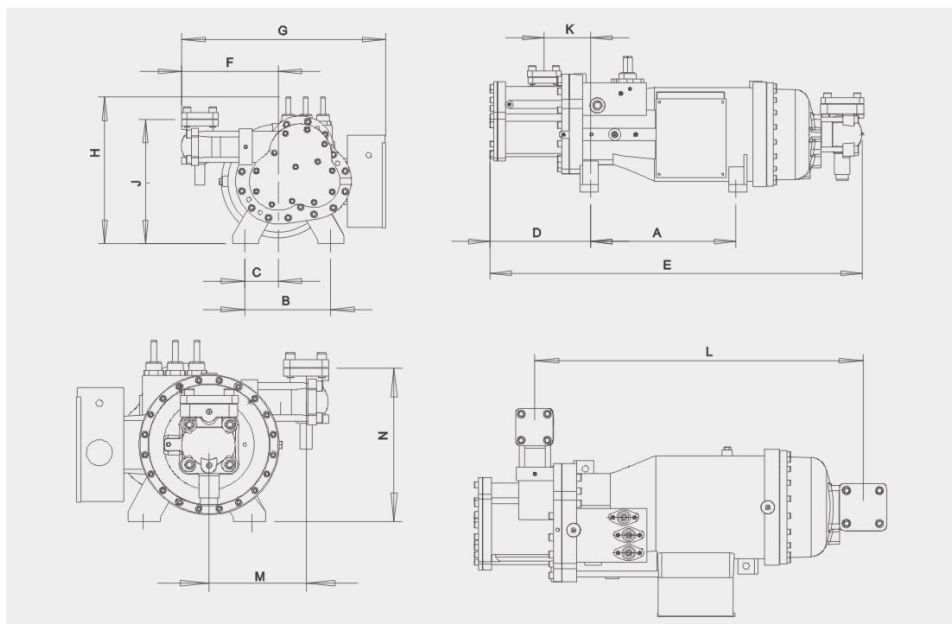
技术数据 Technical Data

Model/型号	SLD	100-25	120-30	140-40	190-50	210-60	230-70	290-80	320-90	350-100	370-110	420-120	470-140	520-160	570-175	640-190
Displacement 50Hz 排气量50Hz	m³/h	102	128	145	188	205	235	293	322	354	368	416	469	520	572	641
Nominal Motor Power 电机名义功率	Hp/kW	30/22	30/22	40/30	60/45	60/45	70/53	80/60	90/68	100/75	110/83	120/89	140/105	160/120	175/131	200/143
Weight 重量	Kg	245	245	255	405	410	420	535	540	545	665	675	710	1030	1050	1050
Discharge line, internal Ø 排气管内径尺寸	mm	45	45	45	57	57	57	57	57	57	76	76	76	76	76	76
Suction line, internal Ø 吸气管内径尺寸	mm	57	57	57	76	76	76	89	89	89	89	89	89	108	108	108
Energy regulation 能量调节	50%,70%,100%有级调节或50%~100%无级调节 50%,70%,100% step regulation or 50%~100% stepless regulation															
Protection module 保护模块	INT 69 RCY															
Standard motor 标准电机	380V/3/50Hz-460/3/60Hz															
Starting current 星/三角启动电流	A	131	131	134	182	182	193	298	318	338	416	416	453	543	595	678
	A	131	131	134	182	182	193	298	318	338	416	416	453	543	595	678
Maximum working current 最大工作电流	A	42	46	63	90	95	112	126	144	157	175	187	221	251	275	301

技术数据 Technical Data

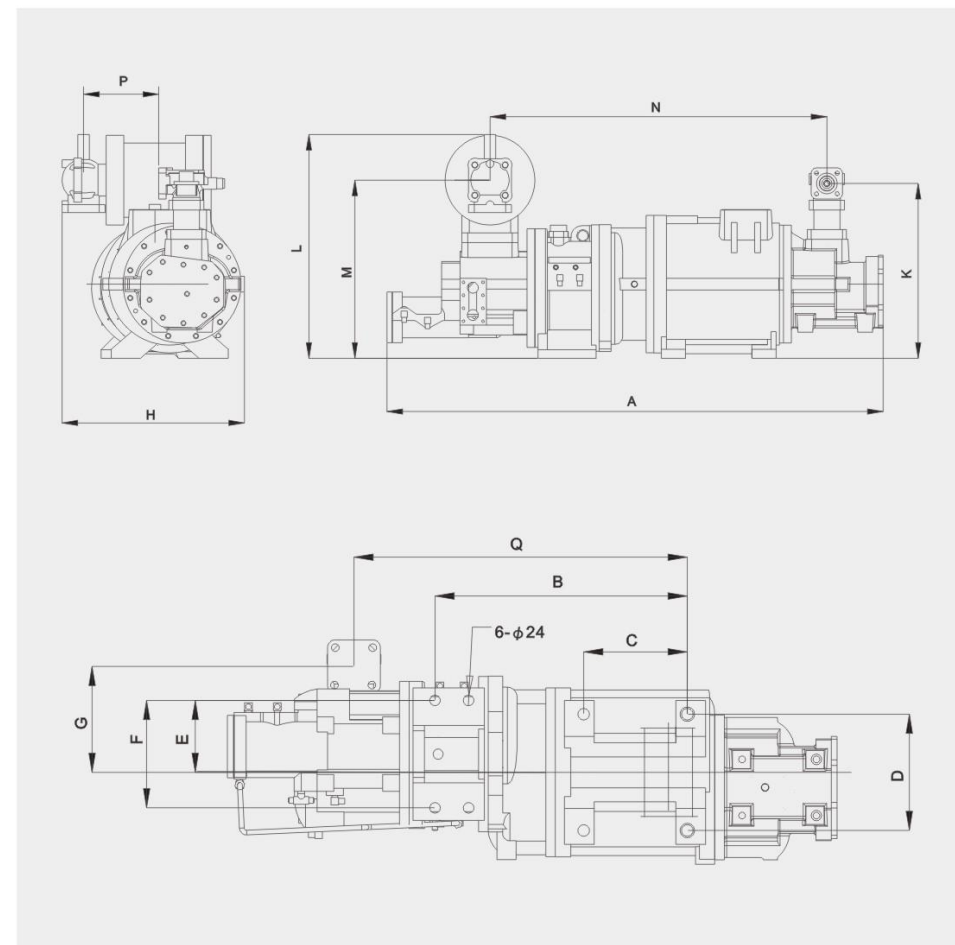
Model/型号	SLD-S	230S-50	420S-100	640S-150
Evaporation temperature 蒸发温度	℃	- 60 ~ - 30(R22); - 60 ~ - 30(R404A/R507)		
Rotate speed 转速	r/min	2960/3552		
Low pressure displacement 低压级排气量	m³/h	235/282	420/504	641/769
High pressure displacement 高压级排气量	m³/h	102 / 122	192/230	235/282
Low pressure casing size 低压级套管尺寸	mm	67	80	92
High pressure casing size 高压级套管尺寸	mm	42	54	67
Capacity adjustment range 容量调节范围	%	三段 (100, 50, 25) 3 segment		
Power supply 电源	V/Hz	3Ph/380 V/50 Hz		
Motor form 电机形式	三相, 两极, 半封闭异步电动机 3 phase, 2 pole, semi asynchronous motor			
Starting mode 启动方式	“Y-△” 启动或 “△” 直接启动 “Y-△” starting or “△” direct starting			
Protection devices 保护装置	电源欠相, 逆相保护, 绕组内埋温度保护 Protection from phase shortage and negative phase,thermostat inside the winding			
Strength test 强度试验Bar	g	42		
Rated power 额定功率	Hp/kW	60/45	125/94	175/131
Starting current/Y 启动电流 Y-LRA	A	137	276	374
Starting current/ △ 启动电流 △-LRA	A	448	878	1155
Rated current 额定电流 LRA	A	85	170	237
Maximum working current 最大运转电流 RLamax(A)	A	108	207	290
Wight 重量	kg	410	620	870

安装尺寸 Dimension



SLG	100-35	120-40	140-50	190-65	210-70	230-80	290-100	320-110	350-120	370-130	420-145	470-160	520-180	570-195	640-210
SLD	100-25	120-30	140-40	190-50	210-60	230-70	290-80	320-90	350-100	370-110	420-120	470-140	520-160	570-175	640-190
A	338			390			480			425			540		
B	232			290			290			360			340		
C	96			120			115			145			170		
D	276			309			327			326			417		
E	965			1125			1243			1281			1509		
F	255			285			316			352			377		
G	545			590			646			717			757		
H	410			475			450			495			535		
J	325			371			378			427			465		
K	134			165			150			158			181		
L	766			850			995			1025			1167		
M	208			216			247			286			296		
N	267			290			290			340			350		
供油管 Oil	16 / 5/8"						22 / 7/8"								
排气管 DLΦ	45 / 1-5/8"			57 / 2-1/8"						76 / 3-1/8"					
吸气管 SLΦ	57 / 2-1/8"			76 / 2-5/8"			89 / 3-1/8"			89 / 3-5/8"			108 / 4-1/8"		

安装尺寸 Dimension



型号Model	A	B	C	D	E	F	G	H	K	L	M	N	P
SLD230S-50	1271	526	216	243	150	224	221	468	448	574	457	863	193
SLD420S-100	1520	637	250	290	198	290	239	530	567	745	618	1094	209

制冷量表/Performance Data R22

SLD 100-25 (R22)												
Tc	20			30			40			45		
Te	Qo	Pa	Qo	Pa	Qo	Pa	Qo	Pa	Qo	Pa	Qo	Pa
-50	10.2	10.1	8.9	12.7	—	—	—	—	—	—	—	—
-40	18.3	10.6	16.4	12.8	13.6	14.5	11.7	15.6	9.9	17.0	8.9	17.8
-35	23.5	11.3	21.2	13.4	18.1	15.4	15.8	16.7	13.5	18.1	14.0	19.0
-30	29.7	12.0	27.0	14.1	23.2	16.2	21.4	17.5	18.1	18.9	18.4	20.0
-25	37.0	12.9	33.7	15.0	30.0	17.7	27.1	18.6	24.6	19.8	23.6	21.2
-20	45.6	14.0	41.7	15.9	37.3	18.8	34.3	19.4	30.6	20.6	29.8	22.0
-10	—	—	—	—	—	—	—	—	—	—	45.7	23.7

SLD 120-30 (R22)												
Tc	20			30			40			45		
Te	Qo	Pa	Qo	Pa	Qo	Pa	Qo	Pa	Qo	Pa	Qo	Pa
-50	12.3	12.1	10.8	15.2	—	—	—	—	—	—	—	—
-40	22.0	12.8	19.8	15.4	16.4	17.4	14.0	18.8	12.0	20.5	10.7	21.4
-35	28.3	13.5	25.5	16.1	21.8	18.5	19.0	20.2	16.3	21.8	16.8	22.9
-30	35.8	14.4	32.5	17.0	27.9	19.5	25.8	21.0	21.7	22.8	22.1	24.1
-25	44.6	15.6	40.6	18.0	36.2	21.3	32.7	22.5	29.6	23.9	28.5	25.5
-20	54.9	16.9	50.2	19.2	44.9	22.6	41.4	23.4	36.8	24.7	35.9	26.5
-10	—	—	—	—	—	—	—	—	—	—	55.1	28.5

SLD 140-40 (R22)												
Tc	20			30			40			45		
Te	Qo	Pa	Qo	Pa	Qo	Pa	Qo	Pa	Qo	Pa	Qo	Pa
-50	14.1	13.9	12.3	17.4	—	—	—	—	—	—	—	—
-40	25.2	14.6	22.6	17.6	18.8	20.0	16.1	21.5	13.7	23.4	12.2	24.5
-35	32.3	15.5	29.2	18.4	24.9	21.2	21.8	23.1	18.6	25.0	19.2	26.1
-30	40.9	16.5	37.1	19.4	32.0	22.4	29.5	24.1	24.9	26.1	25.3	27.5
-25	51.0	17.8	46.4	20.6	41.4	24.3	37.4	25.7	33.9	27.3	32.6	29.2
-20	62.8	19.3	57.4	21.9	51.3	25.9	47.3	26.8	42.1	28.3	41.1	30.4
-10	—	—	—	—	—	—	—	—	—	—	63.0	32.6

SLD 190-50 (R22)												
Tc	20			30			40			45		
Te	Qo	Pa	Qo	Pa	Qo	Pa	Qo	Pa	Qo	Pa	Qo	Pa
-50	19.8	19.5	17.3	24.5	—	—	—	—	—	—	—	—
-40	35.4	20.6	31.8	24.7	26.4	28.1	22.6	30.3	19.3	32.9	17.2	34.5
-35	45.5	21.8	41.1	26.0	35.1	29.8	30.7	32.4	26.2	35.2	27.1	36.8
-30	57.6	23.2	52.3	27.3	45.0	31.5	41.5	33.9	35.0	36.7	35.6	38.8
-25	71.8	25.0	65.3	29.0	58.3	34.2	52.6	36.1	47.7	38.4	45.8	41.0
-20	88.3	27.2	80.8	30.9	72.3	36.4	66.6	37.7	59.2	39.9	57.8	42.7
-10	—	—	—	—	—	—	—	—	—	—	88.6	45.9

SLD 210-60 (R22)												
Tc	20			30			40			45		
Te	Qo	Pa	Qo	Pa	Qo	Pa	Qo	Pa	Qo	Pa	Qo	Pa
-50	21.9	21.6	19.1	27.1	—	—	—	—	—	—	—	—
-40	39.2	22.8	35.2	27.3	29.2	31.0	25.0	33.5	21.3	36.4	19.0	38.1
-35	50.3	24.1	45.4	28.7	38.8	33.0	33.9	35.9	29.0	38.9	29.9	40.7
-30	63.7	25.6	57.8	30.2	49.7	34.8	45.9	37.4	38.7	40.6	39.3	42.8
-25	79.4	27.7	72.2	32.1	64.4	37.8	58.1	40.0	52.7	42.5	50.6	45.4
-20	97.6	30.1	89.3	34.1	79.9	40.3	73.6	41.6	65.5	44.0	63.9	47.2
-10	—	—	—	—	—	—	—	—	—	—	98.0	50.7

SLD 100-25 (R22) with ECO / 带经济器												
Tc	20			30			40			45		
Te	Qo	Pa	Qo	Pa	Qo	Pa	Qo	Pa	Qo	Pa	Qo	Pa
-50	13.3	11.4	12.3	14.2	—	—	—	—	—	—	—	—
-40	22.4	11.5	21.4	14.6	19.1	16.6	17.0	19.5	15.1	21.9	14.2	23.9
-35	28.1	11.9	27.0	14.9	24.7	17.3	22.3	20.2	19.9	22.7	21.4	24.6
-30	34.6	12.4	33.3	15.3	30.7	17.9	29.3	20.6	25.7	23.1	27.3	25.1
-25	42.0	13.0	40.5	15.8	38.5	18.9	36.0	21.5	34.0	23.5	33.9	25.9
-20	50.3	13.7	48.7	16.5	46.5	20.0	44.3	21.8	41.0	23.8	41.5	26.3
-10	—	—	—	—	—	—	—	—	—	—	59.8	26.7

SLD 120-30 (R22) with ECO / 带经济器												
Tc	20			30			40			45		
Te	Qo	Pa	Qo	Pa	Qo	Pa	Qo	Pa	Qo	Pa	Qo	Pa
-50	16.0	13.7	14.9	17.1	—	—	—	—	—	—	—	—
-40	27.0	13.8	25.8	17.6	23.0	20.0	20.4	23.5	18.2	26.4	17.0	28.7
-35	33.8	14.3	32.5	17.9	29.7	20.9	26.9	24.3	24.0	27.3	25.8	29.7
-30	41.7	14.9	40.1	18.4	37.0	21.5	35.3	24.8	31.0	27.8	32.9	30.2
-25	50.6	15.6	48.8	19.1	46.3	22.8	43.4	25.8	40.9	28.3	40.9	31.2
-20	60.6	16.5	58.7	19.8	55.9	24.0	53.4	26.2	49.3	28.6	50.0	31.6
-10	—	—	—	—	—	—	—	—	—	—	72.0	32.2

SLD 140-40 (R22) with ECO / 带经济器												
Tc	20			30			40			45		
Te	Qo	Pa	Qo	Pa	Qo	Pa	Qo	Pa	Qo	Pa	Qo	Pa
-50	18.3	15.7	17.0	19.5	—	—	—	—	—	—	—	—
-40	30.9	15.8	29.5	20.1	26.3	22.9	23.4	26.9	20.8	30.2	19.5	32.9
-35	38.7	16.4	37.1	20.5	34.0	23.9	30.8	27.9	27.5	31.3	29.5	33.9
-30	47.7	17.0	45.9	21.1	42.3	24.6	40.4	28.4	35.4	31.8	37.6	34.6
-25	57.8	17.9	55.8	21.8	53.0	26.1	49.6	29.6	46.8	32.4	46.8	35.7
-20	69.4	18.9	67.1	22.6	64.0	27.5	61.1	30.0	56.4	32.7	57.2	36.2
-10	—	—	—	—	—	—	—	—	—	—	82.3	36.8

SLD 190-50 (R22) with ECO / 带经济器												
Tc	20			30			40			45		
Te	Qo	Pa	Qo	Pa	Qo	Pa	Qo	Pa	Qo	Pa	Qo	Pa
-50	25.8	22.1	23.9	27.5	—	—	—	—	—	—	—	—
-40	43.5	22.3	41.6	28.3	37.0	32.3	32.9	37.8	29.3	42.5	27.4	46.3
-35	54.5	23.0	52.3	28.9	47.8	33.6	43.3	39.2	38.7	44.0	41.6	47.8
-30	67.1	24.0	64.6	29.7	59.5	34.6	56.9	39.9	49.8	44.8	52.9	48.7
-25	81.4	25.2	78.6	30.7	74.6	36.7	69.8	41.6	65.8	45.6	65.8	50.3
-20	97.6	26.6	94.5	32.0	90.1	38.7	85.9	42.2	79.4	46.1	80.5	51.0
-10	—	—	—	—	—	—	—	—	—	—	115.9	51.8

SLD 210-60 (R22) with ECO / 带经济器												
Tc	20			30			40			45		
Te	Qo	Pa	Qo	Pa	Qo	Pa	Qo	Pa	Qo	Pa	Qo	Pa
-50	28.5	24.6	26.5	30.4	—	—	—	—	—	—	—	—
-40	48.0	24.6	45.9	31.2	40.9	35.7	36.4	41.8	32.4	46.9	30.3	51.2
-35	60.2	25.5	57.8	31.9	52.9	37.1	47.8	43.3	42.7	48.7	45.9	52.8
-30	74.1	26.5	71.3	32.8	65.8	38.3	62.9	44.1	55.1	49.5	58.5	53.8
-25	90.0	27.8	86.8	34.0	82.5	40.5	77.2	46.0	72.8	50.4	72.7	55.5
-20	107.9	29.4	104.4	35.3	99.5	42.8	95.0	46.7	87.8	50.9	88.9	56.3
-10	—	—	—	—	—	—	—	—	—	—	128.1	57.3

制冷量表/Performance Data R22

SLD 230-70 (R22)															
Tc	20			30			40			50			55		
Te	Qo	Pa	Qo	Pa	Qo	Pa	Qo	Pa	Qo	Pa	Qo	Pa	Qo	Pa	
-50	24.5	24.1	21.4	30.4	—	—	—	—	—	—	—	—	—	—	
-40	43.8	25.5	39.3	30.6	32.7	34.7	27.9	37.4	23.8	40.7	21.3	42.1	—	—	
-35	56.3	27.0	50.8	32.1	43.4	36.9	37.9	40.1	32.5	43.5	33.5	45.1	—	—	
-30	71.3	28.7	64.7	33.8	55.6	38.9	51.3	41.9	43.3	45.4	44.0	47.1	—	—	
-25	88.8	31.0	80.8	35.9	72.2	42.4	65.0	44.7	59.0	47.5	56.7	50.1	—	—	
-20	109.2	33.6	99.9	38.2	89.4	45.1	82.4	46.6	73.3	49.3	71.5	52.6	—	—	
-10	—	—	—	—	—	—	—	—	—	—	—	—	109.6	66.1	

制冷量表/Performance Data R22

SLD 420~120(R22)												
Tc	20		30		40		45		50		55	
Te	Qo	Pa	Qo	Pa	Qo	Pa	Qo	Pa	Qo	Pa	Qo	Pa
-50	42.5	41.8	37.1	52.6	—	—	—	—	—	—	—	—
-40	75.9	44.1	68.1	53.0	56.5	60.2	48.4	64.8	41.3	70.5	36.8	73.9
-35	97.4	46.7	88.0	55.6	75.2	63.9	65.6	69.5	56.2	75.3	58.0	78.8
-30	123.4	49.7	111.9	58.6	96.3	67.4	88.8	72.5	75.0	78.6	76.2	83.0
-25	153.7	53.6	139.9	62.2	124.7	73.3	112.6	77.4	102.1	82.3	98.1	87.9
-20	189.1	58.2	172.9	66.1	154.7	78.0	142.6	80.7	126.8	85.3	123.7	91.5
-10	—	—	—	—	—	—	—	—	—	—	189.8	98.3

SLD 470~140(R22)												
Tc	20		30		40		45		50		55	
Te	Qo	Pa	Qo	Pa	Qo	Pa	Qo	Pa	Qo	Pa	Qo	Pa
-50	48.0	47.2	41.9	59.4	—	—	—	—	—	—	—	—
-40	85.7	49.8	76.9	59.8	63.9	68.0	54.7	73.2	46.6	79.7	41.6	83.5
-35	110.1	52.8	99.4	62.8	85.0	72.2	74.2	78.5	63.5	85.1	65.5	89.0
-30	139.4	56.1	126.5	66.2	108.8	76.1	100.4	81.9	84.7	88.8	86.1	93.8
-25	173.7	60.6	158.1	70.3	140.9	82.8	127.2	87.5	115.4	93.0	110.8	99.3
-20	213.7	65.8	195.4	74.7	174.8	88.2	161.1	91.1	143.3	96.4	139.8	103.4
-10	—	—	—	—	—	—	—	—	—	—	214.5	111.0

SLD 520~160(R22)												
Tc	20		30		40		45		50		55	
Te	Qo	Pa	Qo	Pa	Qo	Pa	Qo	Pa	Qo	Pa	Qo	Pa
-50	53.1	52.3	46.4	65.7	—	—	—	—	—	—	—	—
-40	94.8	55.1	85.1	66.2	70.7	75.2	60.5	81.0	51.6	88.2	46.0	92.4
-35	121.8	58.4	110.0	69.5	94.0	79.9	82.0	86.8	70.2	94.1	72.5	98.5
-30	154.2	62.1	139.9	73.2	120.4	84.2	111.0	90.6	93.7	98.2	95.2	103.7
-25	192.2	67.0	174.9	77.7	155.9	91.7	140.8	96.8	127.6	102.9	122.6	109.9
-20	236.4	72.8	216.2	82.7	193.4	97.5	178.2	100.8	158.5	106.7	154.7	114.4
-10	—	—	—	—	—	—	—	—	—	—	237.2	122.8

SLD 570~175(R22)												
Tc	20		30		40		45		50		55	
Te	Qo	Pa	Qo	Pa	Qo	Pa	Qo	Pa	Qo	Pa	Qo	Pa
-50	58.8	57.9	51.4	72.8	—	—	—	—	—	—	—	—
-40	105.0	61.0	94.3	73.3	78.3	83.3	67.0	89.8	57.1	97.7	51.0	102.3
-35	134.9	64.7	121.8	77.0	104.1	88.5	90.9	96.2	77.8	104.3	80.3	109.1
-30	170.9	68.8	155.0	81.1	133.3	93.3	123.0	100.4	103.8	108.8	105.5	114.9
-25	212.9	74.3	193.7	86.1	172.7	101.5	155.9	107.2	141.4	114.0	135.9	121.7
-20	261.9	80.6	239.5	91.6	214.3	108.1	197.4	111.7	175.6	118.2	171.3	126.7
-10	—	—	—	—	—	—	—	—	—	—	262.8	136.1

SLD 640~190(R22)												
Tc	20		30		40		45		50		55	
Te	Qo	Pa	Qo	Pa	Qo	Pa	Qo	Pa	Qo	Pa	Qo	Pa
-50	66.6	65.6	58.2	82.4	—	—	—	—	—	—	—	—
-40	119.0	69.2	106.8	83.1	88.7	94.4	75.9	101.7	64.7	110.6	57.8	115.9
-35	152.8	73.3	138.0	87.2	117.9	100.2	102.9	109.0	88.1	118.1	91.0	123.6
-30	193.5	77.9	175.6	91.9	151.0	105.7	139.3	113.7	117.6	123.2	119.5	130.2
-25	241.1	84.1	219.5	97.5	195.7	115.0	176.6	121.4	160.2	129.1	153.9	137.9
-20	296.7	91.3	271.3	103.7	242.7	122.4	223.6	126.5	198.9	133.9	194.1	143.5
-10	—	—	—	—	—	—	—	—	—	—	297.7	154.1

SLD 420~120(R22) with ECO / 带经济器												
Tc	20		30		40		45		50		55	
Te	Qo	Pa	Qo	Pa	Qo	Pa	Qo	Pa	Qo	Pa	Qo	Pa
-50	55.3	47.4	51.2	58.9	—	—	—	—	—	—	—	—
-40	93.0	47.7	89.0	60.5	79.2	69.1	70.4	80.9	62.8	90.9	58.8	99.1
-35	116.6	49.3	111.9	61.8	102.4	71.9	92.7	83.9	82.8	94.3	89.0	102.3
-30	143.6	51.3	138.2	63.5	127.5	74.1	121.8	85.5	106.7	95.9	113.3	104.3
-25	174.3	54.0	168.2	65.8	159.8	78.5	149.5	89.1	141.0	97.6	140.9	107.6
-20	209.0	56.9	202.3	68.4	192.8	82.9	184.0	90.4	170.1	98.7	172.3	109.1
-10	—	—	—	—	—	—	—	—	—	—	248.1	110.9

SLD 470~140(R22) with ECO / 带经济器												
Tc	20		30		40		45		50		55	
Te	Qo	Pa	Qo	Pa	Qo	Pa	Qo	Pa	Qo	Pa	Qo	Pa
-50	62.5	53.5	57.9	66.5	—	—	—	—	—	—	—	—
-40	105.1	53.9	100.6	68.4	89.4	78.1	79.6	91.5	70.9	102.7	66.4	112.0
-35	131.8	55.8	126.5	69.9	115.7	81.2	104.7	94.8	93.6	106.5	100.5	115.6
-30	162.3	58.0	156.2	71.7	144.1	83.8	137.6	96.6	120.6	108.4	128.0	117.8
-25	196.9	61.0	190.1	74.3	180.6	88.7	168.9	100.7	159.3	110.3	159.2	121.6
-20	236.2	64.3	228.5	77.3	217.9	93.7	207.9	102.1	192.2	111.5	194.6	123.3
-10	—	—	—	—	—	—	—	—	—	—	280.4	125.4

SLD 520~160(R22) with ECO / 带经济器												
Tc	20		30		40		45		50		55	
Te	Qo	Pa	Qo	Pa	Qo	Pa	Qo	Pa	Qo	Pa	Qo	Pa
-50	69.1	59.2	64.1	73.6	—	—	—	—	—	—	—	—
-40	116.3	59.6	111.2	75.7	98.9	86.4	88.1	101.2	78.4	113.7	73.5	123.9
-35	145.8	61.7	139.9	77.3	128.1	89.9	115.9	104.9	103.5	117.9	111.2	127.9
-30	179.5	64.2	172.8	79.4	159.4	92.7	152.3	106.9	133.4	119.9	141.6	130.4
-25	217.9	67.4	210.3	82.2	199.7	98.2	186.9	111.4	176.2	122.0	176.1	134.5
-20	261.3	71.1	252.8	85.5	241.0	103.6	230.0	113.0	212.6	123.3	215.3	136.4
-10	—	—	—	—	—	—	—	—	—	—	310.2	138.7

SLD 570~175(R22) with ECO / 带经济器												
Tc	20		30		40		45		50		55	
Te	Qo	Pa	Qo	Pa	Qo	Pa	Qo	Pa	Qo	Pa	Qo	Pa
-50	76.6	65.6	71.0	81.5	—	—	—	—	—	—	—	—
-40	128.8	66.1	123.2	83.8	109.6	95.7	97.6	112.1	86.9	125.9	81.4	137.3
-35	161.5	68.3	155.0	85.6	141.9	99.6	128.4	116.2	114.7	130.6	123.2	141.7
-30	198.9	71.1	191.4	87.9	176.6	102.7	168.7	118.4	147.8	132.8	156.9	144.4
-25	241.4	74.7	233.0	91.1	221.3	108.8	207.0	123.4	195.2	135.2	195.1	149.0
-20	289.4	78.8	280.1	94.8	267.0	114.8	254.8	125.2	235.6	154.8	238.6	161.1
-10	—	—	—	—	—	—	—	—	—	—	343.6	153.6

SLD 640~190(R22) with ECO / 带经济器												
Tc	20		30		40		45		50		55	
Te	Qo	Pa	Qo	Pa	Qo	Pa	Qo	Pa	Qo	Pa	Qo	Pa
-50	86.7	74.3	80.4	92.4	—	—	—	—	—	—	—	—
-40	146.0	74.8	139.6	95.0	124.2	108.4	110.5	127.0	98.4	142.6	92.2	155.5
-35	183.0	77.4	175.6	97.0	160.7	112.8	145.4	131.7	129.9	147.9	139.6	160.5
-30	225.3	80.5	216.8	99.6	200.0	116.3	191.1	134.1	167.4	150.5	177.7	163.6
-25	273.4	84.6	263.9	103.2	250.7	123.2	234.5	139.8	221.1	153.7	221.0	168.8
-20	327.9	89.3	317.7	107.3	302.5	130.0	288.6	141.8	266.8	154.8	272.0	171.2
-10	—	—	—	—	—	—	—	—	—	—	389.2	274.4

制冷量表/Performance Data R22

SLG 230 ~80 (R22)												
Tc	30	35	40	45	50	60						
Te	Qo	Pa	Qo	Pa	Qo	Pa	Qo	Pa	Qo	Pa	Qo	Pa
-20	99.8	40.9	94.2	45.1	87.8	50.8	80.5	51.5	72.5	57.2	—	—
-15	122.8	41.4	115.7	45.1	107.8	50.8	99.2	52.5	89.9	58.4	—	—
-10	149.3	41.6	140.9	45.6	131.7	51.0	122.0	53.8	111.7	59.6	89.7	73.2
-5	179.4	42.3	169.8	46.5	159.8	51.2	149.1	55.0	138.1	60.8	114.5	74.8
0	213.2	43.2	202.7	47.2	191.7	51.9	180.5	56.2	168.7	62.2	144.4	76.6
5	250.4	44.1	239.2	47.9	227.8	53.1	216.0	57.6	203.9	63.7	—	—
10	—	—	279.5	49.5	267.6	54.5	255.6	58.8	243.3	65.3	—	—

SLG 290 ~100 (R22)												
Tc	30	35	40	45	50	60						
Te	Qo	Pa	Qo	Pa	Qo	Pa	Qo	Pa	Qo	Pa	Qo	Pa
-20	125.3	51.3	118.2	56.6	110.2	63.7	101.1	64.7	91.0	71.8	—	—
-15	154.1	51.9	145.2	56.6	135.3	63.7	124.5	66.0	112.8	73.3	—	—
-10	187.4	52.2	176.9	57.2	165.4	64.0	153.2	67.5	140.3	74.8	112.6	91.8
-5	225.2	53.1	213.2	58.4	200.5	64.3	187.2	69.0	173.3	76.4	143.8	93.9
0	267.6	54.3	254.5	59.3	240.7	65.2	226.6	70.5	211.8	78.1	181.3	96.2
5	314.3	55.3	300.2	60.1	285.9	66.7	271.1	72.3	255.9	79.9	—	—
10	—	—	350.9	62.2	335.9	68.4	320.9	73.8	305.4	81.9	—	—

SLG 320 ~110 (R22)												
Tc	30	35	40	45	50	60						
Te	Qo	Pa	Qo	Pa	Qo	Pa	Qo	Pa	Qo	Pa	Qo	Pa
-20	138.4	56.7	130.6	62.6	121.8	70.4	111.7	71.5	100.6	79.3	—	—
-15	170.3	57.4	160.4	62.6	149.6	70.4	137.6	72.9	124.7	81.0	—	—
-10	207.1	57.7	195.4	63.2	182.7	70.7	169.3	74.6	155.0	82.7	124.4	101.5
-5	248.8	58.7	235.6	64.5	221.6	71.1	206.8	76.3	191.5	84.4	158.9	103.7
0	295.7	60.0	281.2	65.5	265.9	72.0	250.4	77.9	234.1	86.4	200.4	106.3
5	347.3	61.1	331.8	66.4	316.0	73.7	299.6	79.9	282.8	88.3	—	—
10	—	—	387.8	68.7	371.2	75.6	354.6	81.5	337.5	90.6	—	—

SLG 350 ~120 (R22)												
Tc	30	35	40	45	50	60						
Te	Qo	Pa	Qo	Pa	Qo	Pa	Qo	Pa	Qo	Pa	Qo	Pa
-20	152.8	62.6	144.3	69.1	134.5	77.8	123.4	78.9	111.1	87.6	—	—
-15	188.1	63.4	177.2	69.1	165.2	77.8	152.0	80.5	137.7	89.5	—	—
-10	228.7	63.7	215.8	69.8	201.8	78.1	186.9	82.4	171.2	91.3	137.4	112.1
-5	274.8	64.8	260.2	71.3	244.7	78.5	228.4	84.2	211.5	93.2	175.5	114.6
0	326.6	66.2	310.6	72.4	293.7	79.6	276.5	86.1	258.9	95.4	221.3	117.3
5	383.6	67.5	366.4	73.4	348.9	81.4	330.9	88.2	312.3	97.5	—	—
10	—	—	428.2	75.9	409.9	83.5	391.6	90.0	372.7	100.0	—	—

SLG 370 ~130 (R22)												
Tc	30	35	40	45	50	60						
Te	Qo	Pa	Qo	Pa	Qo	Pa	Qo	Pa	Qo	Pa	Qo	Pa
-20	159.2	65.3	150.3	72.0	140.1	81.0	128.5	82.2	115.7	91.3	—	—
-15	195.9	66.0	184.6	72.0	172.0	81.0	158.3	83.9	143.4	93.2	—	—
-10	238.2	66.4	224.8	72.8	210.2	81.4	194.7	85.8	178.3	95.1	143.1	116.7
-5	286.2	67.5	271.0	74.3	254.9	81.8	237.9	87.7	220.3	97.1	182.8	119.3
0	340.2	69.0	323.5	75.4	305.9	82.9	288.0	89.7	269.9	99.3	230.5	122.2
5	399.5	70.3	381.6	76.4	363.5	84.8	344.7	91.9	325.3	101.6	—	—
10	—	—	446.0	79.0	427.0	87.0	407.9	93.8	388.2	104.2	—	—

SLG 230 ~80 (R22) ECO / 带经济器												
Tc	30	35	40	45	50	60						
Te	Qo	Pa	Qo	Pa	Qo	Pa	Qo	Pa	Qo	Pa	Qo	Pa
-20	115.1	43.9	112.2	49.1	108.4	55.9	103.3	59.0	96.9	65.3	—	—
-15	137.9	44.4	134.1	49.4	129.2	56.0	123.4	59.2	116.1	65.6	—	—
-10	163.2	44.9	158.7	49.4	153.4	56.2	147.2	59.5	139.6	65.8	122.2	80.4
-5	190.9	44.9	186.2	49.8	180.7	56.3	174.3	60.2	167.2	66.0	150.4	81.3
0	220.8	45.1	216.1	50.1	210.6	56.1	204.7	60.6	198.0	66.3	182.9	81.8
5	252.3	45.4	257.6	50.5	250.5	56.6	237.7	61.1	231.8	66.7	—	—
10	—	—	297.7	51.9	293.0	57.1	283.4	62.5	268.2	67.2	—	—

SLG 290 ~100 (R22) ECO / 带经济器												
Tc	30	35	40	45	50	60						
Te	Qo	Pa	Qo	Pa	Qo	Pa	Qo	Pa	Qo	Pa	Qo	Pa
-20	144.5	55.2	140.9	61.7	136.1	70.2	129.7	74.0	121.6	82.0	—	—
-15	173.2	55.8	168.4	62.0	162.2	70.4	154.8	74.3	145.8	82.3	—	—
-10	204.9	56.3	199.2	62.0	192.6	70.5	184.7	74.6	175.3	82.6	153.4	100.9
-5	239.6	56.3	233.8	62.5	226.9	70.7	218.8	75.5	209.9	82.9	188.8	102.1
0	277.2	56.6	271.3	62.8	264.3	70.4	257.0	76.1	248.5	83.2	229.6	102.7
5	316.8	56.9	323.3	63.4	314.5	71.1	298.4	76.7	291.0	83.8	—	—
10	—	—	373.8	65.2	367.9	71.7	355.8	78.5	336.7	84.4	—	—

SLG 320 ~110 (R22) ECO / 带经济器												
Tc	30	35	40	45	50	60						
Te	Qo	Pa	Qo	Pa	Qo	Pa	Qo	Pa	Qo	Pa	Qo	Pa
-20	159.7	61.0	155.7	68.1	150.4	77.6	143.3	81.8	134.4	90.6	—	—
-15	191.4	61.6	186.1	68.5	179.2	77.8	171.1	82.2	161.1	91.0	—	—
-10	226.4	62.3	220.2	68.5	212.8	77.9	204.2	82.5	193.7	91.3	169.5	111.5
-5	264.8	62.3	258.4	69.1	250.7	78.1	241.8	83.5	231.9	91.6	208.6	112.8
0	306.3	62.6	299.8	69.4	292.1	77.8	284.0	84.1	274.7	91.9	253.8	113.4
5	350.1	62.9	357.3	70.1	347.5	78.6	329.8	84.8	321.6	92.6	—	—
10	—	—	413.0	72.0	406.5	79.2	393.2	86.7	372.1	93.2	—	—

SLG 350 ~120 (R22) ECO / 带经济器												
Tc	30	35	40	45	50	60						
Te	Qo	Pa	Qo	Pa	Qo	Pa	Qo	Pa	Qo	Pa	Qo	Pa
-20	176.4	67.3	171.9	75.2	166.1	85.7	158.3	90.4	148.4	100.1	—	—
-15	211.3	68.0	205.5	75.6	197.9	85.9	189.0	90.7	177.9	100.4	—	—
-10	250.0	68.8	243.2	75.6	235.0	86.0	225.4	91.1	213.9	100.8	187.1	123.1
-5	292.4	68.8	285.3	76.3	276.9	86.2	267.1	92.2	256.1	101.2	230.4	124.6
0	338.3	69.1	331.1	77.7	322.6	85.9	313.6	92.9	303.3	101.5	280.2	125.3
5	386.6	69.5	394.6	76.4	383.8	86.8	364.2	93.6	355.1	102.2	—	—
10	—	—	456.1	79.6	448.9	87.5	434.2	95.8	410.9	103.0	—	—

SLG 370 ~130 (R22) ECO / 带经济器												
Tc	30	35	40	45	50	60						
Te	Qo	Pa	Qo	Pa	Qo	Pa	Qo	Pa	Qo	Pa	Qo	Pa
-20	183.7	70.1	179.1	78.4	173.0	89.3	164.9	94.1	154.5	104.3	—	—
-15	220.1	70.9	214.0	78.8	206.1	89.4	196.8	94.5	185.3	104.6	—	—
-10	260.4	71.6	253.3	78.8	244.8	89.6	234.8	94.9	222.8	105.0	194.9	128.3
-5	304.6	71.6	297.2	79.5	288.4	89.8	278.2	96.0	266.8	105.4	240.0	129.8
0	352.4	72.0	344.9	79.9	336.0	89.5	326.7	96.8	315.9	105.8	291.9	130.5
5	402.7	72.4	411.0	80.6	399.8	90.4	379.4	97.5	369.9	106.5	—	—
10	—	—	475.1	82.9	467.6	91.1	452.3	99.8	428.0	107.3	—	—

制冷量表/Performance Data R22

制冷量表/Performance Data R22

型号Model	SLD230S-50									
Tc(°C)	25		30		35		40		45	
Te(°C)	Q(kW)	P(kW)	Q(kW)	P(kW)	Q(kW)	P(kW)	Q(kW)	P(kW)	Q(kW)	P(kW)
-60	22.46	22.16	22.07	24.13	21.68	26.23	21.29	26.21	20.89	29.96
-55	29.31	21.96	28.86	24.69	28.41	26.67	27.95	28.21	27.48	32.61
-50	37.59	22.86	37.05	24.79	36.51	28.17	35.97	30.22	35.42	35.05
-45	47.49	23.96	46.85	26.13	46.19	28.84	45.58	32.41	44.93	37.67
-40	59.29	25.46	58.49	27.83	57.72	30.88	56.95	34.92	56.17	40.61
-35	73.14	27.46	72.17	30.02	71.23	33.41	70.29	37.88	69.36	44.09
-30	89.26	30.08	88.09	32.86	86.93	36.55	85.81	41.47	84.68	48.27

型号Model	SLD420S-100									
Tc(°C)	25		30		35		40		45	
Te(°C)	Q(kW)	P(kW)	Q(kW)	P(kW)	Q(kW)	P(kW)	Q(kW)	P(kW)	Q(kW)	P(kW)
-60	41.21	41.98	41.44	45.75	40.71	50.24	39.97	55.63	39.20	65.80
-55	55.05	41.22	54.21	46.11	53.34	51.21	52.48	57.54	51.60	68.82
-50	70.58	42.91	69.56	46.55	68.56	52.67	67.54	59.74	66.49	71.91
-45	89.17	44.99	87.96	49.06	86.74	54.14	85.57	62.66	84.36	75.74
-40	111.32	47.80	109.81	52.25	108.38	57.99	106.93	66.50	105.47	80.44
-35	137.32	51.56	135.52	56.38	133.75	62.72	131.98	71.52	130.24	86.38
-30	167.59	56.51	165.40	61.69	163.23	68.61	161.11	77.93	158.99	93.78

型号Model	SLD640S-150									
Tc(°C)	25		30		35		40		45	
Te(°C)	Q(kW)	P(kW)	Q(kW)	P(kW)	Q(kW)	P(kW)	Q(kW)	P(kW)	Q(kW)	P(kW)
-60	62.85	60.79	59.03	66.73	57.99	73.91	56.92	84.17	55.84	100.82
-55	82.03	60.18	77.20	66.40	75.98	74.25	74.76	85.58	73.50	103.27
-50	105.20	61.12	99.09	67.14	97.65	75.65	96.19	87.84	94.72	106.39
-45	132.90	64.09	125.29	69.87	123.55	78.27	121.97	91.42	120.16	111.00
-40	165.89	68.09	156.41	74.41	154.36	82.60	152.30	96.48	150.23	117.11
-35	204.63	73.43	193.02	80.30	190.50	89.34	187.98	103.35	185.50	125.15
-30	249.74	80.49	235.58	87.86	232.51	98.05	229.47	112.30	226.48	135.41

说明:

1. Tc= 冷凝温度, Te= 蒸发温度;
2. 吸气过热度: 5°C, 液体过冷度: 5°C;
3. Q= 名义工况制冷量, P= 名义工况功耗;

Require additional cooling 此工况需要油冷却

Remark:

1. Tc= Condensing Temp., Te= Evaporating Temp.;
2. Suction superheat: 5°C; liquid subcooling: 5°C;
3. Q= Cooling capacity, P= Power consumption;

制冷量表/Performance Data R22

型号Model	SLD230S-50 油冷负荷					
Tc(°C)	25	30	35	40	45	
Te(°C)	Q(kW)	P(kW)	Q(kW)	P(kW)	Q(kW)	
-60	10.51	12.04	13.73	15.88	18.98	
-55	8.75	10.53	12.63	15.33	18.96	
-50	6.7	9.74	12.23	14.97	18.78	
-45	4.49	6.77	11.64	14.43	18.64	
-40	2.25	4.78	8.04	14.35	18.05	
-35	0.5	2.89	6.53	14.18	17.8	
-30	0	1.5	5.28	12.87	17.86	

型号Model	SLD420S-100 油冷负荷					
Tc(°C)	25	30	35	40	45	
Te(°C)	Q(kW)	P(kW)	Q(kW)	P(kW)	Q(kW)	
-60	20.8	23.76	27.11	31.37	37.62	
-55	17.3	20.79	24.93	30.27	37.43	
-50	13.3	17.24	22.16	28.56	37.08	
-45	8.9	13.36	19.04	26.52	36.42	
-40	4.5	9.42	15.86	24.38	35.65	
-35	0.5	5.69	12.89	22.46	35.1	
-30	0	2.5	10.43	21.09	35.08	

型号Model	SLD420S-150 油冷负荷					
Tc(°C)	25	30	35	40	45	
Te(°C)	Q(kW)	P(kW)	Q(kW)	P(kW)	Q(kW)	
-60	29.75	33.85	38.7	45.2	53.9	
-55	24.62	29.63	35.63	43.2	53.6	
-50	18.84	24.56	31.62	40.85	52.85	
-45	12.63	19.03	27.31	37.9	51.95	
-40	6.34	13.42	22.6	34.8	50.88	
-35	0.35	8.11	19.36	32.2	50.21	
-30	0	3.51	14.86	30.2	49.98	

说明:

1. Tc= 冷凝温度, Te= 蒸发温度;
2. 吸气过热度: 5°C, 液体过冷度: 5°C;
3. Q= 名义工况制冷量, P= 名义工况功耗;

Remark:

1. Tc= Condensing Temp., Te= Evaporating Temp.;
2. Suction superheat: 5°C; liquid subcooling: 5°C;
3. Q= Cooling capacity, P= Power consumption;

型号Model	SLD230-S 经济器负荷					
Tc(°C)	25	30	35	40	45	
Te(°C)	Q(kW)	Q(kW)	Q(kW)	Q(kW)	Q(kW)	
-60	5.8	6.2	6.5	6.9	7.4	
-55	6.9	7.5	8.1	8.6	9.3	
-50	8.3	8.9	9.7	10.4	11.2	
-45	9.5	10.5	11.4	12.5	13.4	
-40	10.9	12.2	13.3	14.5	15.8	
-35	12.2	13.7	15.2	16.6	16.9	
-30	13.4	15.2	16.9	18.7	20.6	

型号Model	SLD420S-100 经济器负荷					
Tc(°C)	25	30	35	40	45	
Te(°C)	Q(kW)	Q(kW)	Q(kW)	Q(kW)	Q(kW)	
-60	11.2	12.1	12.9	13.8	14.5	
-55	13.7	14.8	15.9	17.1	18.2	
-50	16.2	17.6	19.2	20.6	22.1	
-45	18.9	20.7	22.5	24.5	26.4	
-40	21.6	23.9	26.2	28.6	30.9	
-35	24.2	27.1	29.8	32.8	35.7	
-30	26.6	30.1	33.4	36.9	40.7	

型号Model	SLD420S-150 经济器负荷					
Tc(°C)	25	30	35	40	45	
Te(°C)	Q(kW)	Q(kW)	Q(kW)	Q(kW)	Q(kW)	
-60	15.9	17.1	18.2	19.5	20.6	
-55	19.4	21	22.5	24.2	25.8	
-50	23.1	24.1	27.2	29.2	31.4	
-45	26.9	29.5	32	34.8	37.6	
-40	30.8	33.9	37.3	40.7	44.2	
-35	34.5	38.5	42.5	46.7	50.9	
-30	37.9	42.8	47.6	52.8	58.2	

制冷量表/Performance Data R404A

SLD100-25(R404A)												
Tc	20		30		35		40		45		50	
Te	Qo	Pa	Qo	Pa	Qo	Pa	Qo	Pa	Qo	Pa	Qo	Pa
-50	10.4	12.3	8.7	14.7	7.8	16.2	—	—	—	—	—	—
-40	18.7	13.4	16.2	16.0	14.8	17.6	13.4	19.3	11.9	21.2	10.2	23.3
-35	24.2	14.1	21.2	16.8	19.4	18.3	17.7	20.1	15.8	22.0	13.9	24.1
-30	31.0	15.1	27.1	17.6	25.0	19.2	22.9	21.0	20.7	23.0	18.2	25.2
-25	38.8	16.2	34.2	18.7	31.7	20.3	29.1	22.0	26.4	24.1	23.5	26.2
-20	48.2	17.5	42.6	19.9	39.6	21.5	36.5	23.4	33.3	25.4	29.9	27.6
-15	—	—	—	—	—	—	—	—	—	—	37.4	29.1

SLD120-30(R404A)												
Tc	20		30		35		40		45		50	
Te	Qo	Pa	Qo	Pa	Qo	Pa	Qo	Pa	Qo	Pa	Qo	Pa
-50	12.4	14.7	10.4	17.7	9.3	19.5	—	—	—	—	—	—
-40	22.5	16.1	19.4	19.2	17.8	21.1	16.0	23.2	14.3	25.4	12.3	27.9
-35	29.1	17.0	25.4	20.1	23.3	22.0	21.3	24.1	19.0	26.4	16.6	29.0
-30	37.1	18.1	32.5	21.2	30.0	23.1	27.5	25.2	24.8	27.6	21.9	30.2
-25	46.6	19.4	41.0	22.4	38.0	24.3	34.9	26.4	31.7	28.9	28.2	31.5
-20	57.9	21.0	51.2	23.9	47.6	25.8	43.9	28.0	40.0	30.4	35.9	33.1
-15	—	—	—	—	—	—	—	—	—	—	44.9	34.9

SLD140-40(R404A)												
Tc	20		30		35		40		45		50	
Te	Qo	Pa	Qo	Pa	Qo	Pa	Qo	Pa	Qo	Pa	Qo	Pa
-50	14.6	17.3	12.2	20.8	11.0	22.9	—	—	—	—	—	—
-40	26.4	18.9	22.9	22.5	20.9	24.8	18.9	27.2	16.8	29.8	14.4	32.8
-35	34.2	19.9	29.8	23.6	27.4	25.9	25.0	28.3	22.3	31.1	19.5	34.0
-30	43.6	21.3	38.2	24.9	35.3	27.1	32.3	29.6	29.1	32.4	25.7	35.5
-25	54.7	22.8	48.2	26.4	44.7	28.6	41.0	31.1	37.3	33.9	33.1	37.0
-20	68.0	24.6	60.1	28.1	55.9	30.3	51.5	32.9	47.0	35.8	42.2	38.9
-15	—	—	—	—	—	—	—	—	—	—	52.8	41.0

SLD190-50(R404A)												
Tc	20		30		35		40		45		50	
Te	Qo	Pa	Qo	Pa	Qo	Pa	Qo	Pa	Qo	Pa	Qo	Pa
-50	19.9	23.4	16.6	28.0	14.9	30.9	—	—	—	—	—	—
-40	35.9	25.5	31.1	30.4	28.5	33.4	25.7	36.7	22.9	40.2	19.6	44.2
-35	46.5	26.9	40.6	31.9	37.3	34.9	34.1	38.2	30.3	41.9	26.6	45.9
-30	59.4	28.7	52.0	33.5	48.1	36.5	44.0	39.9	39.7	43.7	35.0	47.9
-25	74.5	30.7	65.7	35.5	60.8	38.5	55.9	41.9	50.7	45.7	45.1	49.9
-20	92.6	33.2	81.8	37.9	76.1	40.9	70.2	44.4	63.9	48.2	57.4	52.4
-15	—	—	—	—	—	—	—	—	—	—	71.9	55.2

SLD210-60(R404A)												
Tc	20		30		35		40		45		50	
Te	Qo	Pa	Qo	Pa	Qo	Pa	Qo	Pa	Qo	Pa	Qo	Pa
-50	21.8	25.5	18.2	30.7	16.3	33.8	—	—	—	—	—	—
-40	39.3	27.9	34.0	33.2	31.1	36.5	28.1	40.1	25.0	44.0	21.4	48.3
-35	50.9	29.4	44.4	34.8	40.8	38.1	37.3	41.8	33.2	45.8	29.1	50.2
-30	65.0	31.4	56.8	36.7	52.6	40.0	48.2	43.6	43.4	47.8	38.3	52.4
-25	81.5	33.6	71.8	38.9	66.5	42.1	61.1	45.8	55.5	50.0	49.4	54.6
-20	101.3	36.3	89.5	41.4	83.2	44.7	76.8	48.5	69.9	52.7	62.8	57.3
-15	—	—	—	—	—	—	—	—	—	—	78.6	60.4

SLD100-25 (R404A) with ECO / 带经济器												
Tc	20		30		35		40		45		50	
Te	Qo	Pa	Qo	Pa	Qo	Pa	Qo	Pa	Qo	Pa	Qo	Pa
-50	14.8	14.8	13.7	19.1	13.0	21.7	—	—	—	—	—	—
-40	24.7	15.3	23.3	19.3	22.5	21.9	21.5	24.8	20.2	28.0	18.6	31.8
-35	30.9	15.6	29.3	19.7	28.3	22.1	27.1	25.0	25.6	28.3	23.9	32.0
-30	37.9	16.1	36.1	20.0	35.0	22.6	33.6	25.5	31.9	28.7	30.0	32.4
-25	45.9	16.8	43.9	20.6	42.6	23.1	41.0	25.9	39.1	29.2	36.9	32.9
-20	55.0	17.6	52.7	21.3	51.2	23.8	49.4	26.6	47.3	29.8	44.8	33.5
-15	—	—	—	—	—	—	—	—	—	—	53.9	34.3

SLD120-30 (R404A) with ECO / 带经济器												
Tc	20		30		35		40		45		50	
Te	Qo	Pa	Qo	Pa	Qo	Pa	Qo	Pa	Qo	Pa	Qo	Pa
-50	17.8	17.8	16.4	22.9	15.6	26.0	—	—	—	—	—	—
-40	29.7	18.3	28.0	23.2	27.0	26.2	25.8	29.7	24.2	33.6	22.4	38.1
-35	37.1	18.8	35.2	23.6	33.9	26.5	32.5	30.0	30.7	33.9	28.7	38.3
-30	45.5	19.3	43.4	24.0	42.0	27.1	40.4	30.6	38.3	34.4	36.0	38.9
-25	55.1	20.1	52.7	24.8	51.2	27.7	49.2	31.1	47.0	35.1	44.2	39.5
-20	66.0	21.1	63.2	25.6	61.5	28.5	59.3	31.9	56.8	35.8	53.8	40.2
-15	—	—	—	—	—	—	—	—	—	—	64.7	41.2

SLD140-40 (R404A) with ECO / 带经济器												
Tc	20		30		35		40		45		50	
Te	Qo	Pa	Qo	Pa	Qo	Pa	Qo	Pa	Qo	Pa	Qo	Pa
-50	20.9	20.9	19.3	26.9	18.3	30.6	—	—	—	—	—	—
-40	34.9	21.5	32.9	27.2	31.8	30.8	30.3	34.9	28.5	39.5	26.3	44.8
-35	43.5	22.0	41.4	27.7	39.9	31.2	38.2	35.3	36.1	39.9	33.7	45.1
-30	53.5	22.7	51.0	28.2	49.4	31.8	47.4	35.9	45.0	40.5	42.3	45.7
-25	64.8	23.6	61.9	29.1	60.1	32.6	57.8	36.5	55.2	41.2	52.0	46.4
-20	77.6	24.8	74.3	30.1	72.2	33.5	69.7	37.5	66.7	42.1	63.2	47.3
-15	—	—	—	—	—	—	—	—	—	—	76.0	48.4

SLD190-50 (R404A) with ECO / 带经济器												
Tc	20		30		35		40		45		50	
Te	Qo	Pa	Qo	Pa	Qo	Pa	Qo	Pa	Qo	Pa	Qo	Pa
-50	28.5	28.2	26.3	36.2	24.9	41.2	—	—	—	—	—	—
-40	47.5	29.0	44.8	36.7	43.3	41.5	41.2	47.0	38.7	53.2	35.8	60.4
-35	59.3	29.7	56.3	37.4	54.3	42.0	52.0	47.5	49.2	53.7	45.9	60.7
-30	72.8	30.5	69.4	38.0	67.2	42.9	64.6	48.4	61.3	54.5	57.6	61.6
-25	88.2	31.9	84.3	39.2	81.8	43.9	78.7	49.2	75.2	65.5	70.8	62.6
-20	105.6	33.4	101.1	40.5	98.3	45.2	94.9	50.5	90.9	56.7	86.0	63.7
-15	—	—	—	—	—	—	—	—	—	—	103.5	65.2

SLD210-60 (R404A) with ECO / 带经济器												
Tc	20		30		35		40		45		50	
Te	Qo	Pa	Qo	Pa	Qo	Pa	Qo	Pa	Qo	Pa	Qo	Pa
-50	31.1	30.8	28.8	39.6	27.2	45.1	—	—	—	—	—	—
-40	51.9	31.7	49.0	40.1	47.3	45.4	45.1	51.4	42.4	58.2	39.1	66.0
-35	64.8	32.5	61.6	40.9	59.4	46.0	56.8	52.0	53.8	58.7	50.2	66.4
-30	79.6	33.4	75.9	41.6	73.5	46.9	70.6	52.9	67.1	59.7	63.0	67.3
-25	96.5	34.8	92.2	42.9	89.5	48.0	86.1	53.8	82.2	60.8	77.4	68.4
-20	115.6	36.5	110.6	44.3	107.6	49.4	103.8	55.3	99.4	62.0	94.1	69.7
-15	—	—	—	—	—	—	—	—	—	—	113.2	71.3

制冷量表/Performance Data R404A

制冷量表/Performance Data R404A

SLD 420-120 (R404A)											
Tc	20		30		35		40		45		50
Te	Qo	Pa	Qo	Pa	Qo	Pa	Qo	Pa	Qo	Pa	Pa
-50	43.6	49.0	36.4	58.7	32.7	64.7	—	—	—	—	—
-40	78.6	53.5	68.1	63.6	62.3	69.9	56.2	76.9	50.0	84.3	42.9
-35	101.8	56.3	88.8	66.8	81.7	73.1	74.5	80.1	66.4	87.8	58.2
-30	130.0	60.1	113.7	70.3	105.2	76.6	96.3	83.6	86.8	91.6	76.6
-25	163.0	64.3	143.6	74.5	133.1	80.8	122.2	87.8	111.0	95.8	98.7
-20	202.5	69.9	179.0	79.4	166.4	85.7	153.5	93.0	139.9	101.1	125.6
-15	—	—	—	—	—	—	—	—	—	157.2	115.7

SLD 470-140 (R404A)											
Tc	20		30		35		40		45		50
Te	Qo	Pa	Qo	Pa	Qo	Pa	Qo	Pa	Qo	Pa	Pa
-50	48.8	54.8	40.8	65.7	36.6	72.4	—	—	—	—	—
-40	88.0	59.9	76.2	71.2	69.7	78.3	62.8	86.1	56.0	94.3	48.0
-35	113.9	63.0	99.4	74.7	91.4	81.8	83.4	89.6	74.3	98.2	65.1
-30	145.5	67.3	127.2	78.7	117.7	85.7	107.8	93.5	97.1	102.5	85.7
-25	182.4	72.0	160.7	83.3	148.9	90.4	136.7	98.2	124.2	107.2	110.5
-20	226.6	77.9	200.3	88.8	186.3	95.9	171.8	104.1	156.5	113.1	140.5
-15	—	—	—	—	—	—	—	—	—	176.0	129.5

SLD 520-160 (R404A)											
Tc	20		30		35		40		45		50
Te	Qo	Pa	Qo	Pa	Qo	Pa	Qo	Pa	Qo	Pa	Pa
-50	53.9	60.6	45.1	72.7	40.5	80.1	—	—	—	—	—
-40	97.3	66.2	84.3	78.8	77.1	86.6	69.5	95.2	61.9	104.3	53.1
-35	126.0	69.7	110.0	82.7	101.1	90.5	92.3	99.1	82.2	108.7	72.1
-30	161.0	74.5	140.7	87.0	130.2	94.8	119.3	103.5	107.5	113.4	94.8
-25	201.9	79.7	177.8	92.2	164.8	100.0	151.3	108.7	137.4	118.6	122.2
-20	250.7	86.2	221.7	98.3	206.1	106.1	191.1	115.2	173.2	125.1	155.5
-15	—	—	—	—	—	—	—	—	—	194.7	143.3

SLD 570-175 (R404A)											
Tc	20		30		35		40		45		50
Te	Qo	Pa	Qo	Pa	Qo	Pa	Qo	Pa	Qo	Pa	Pa
-50	59.1	66.4	49.4	79.7	44.3	87.8	—	—	—	—	—
-40	106.7	72.6	92.4	86.4	84.5	94.9	76.2	104.4	67.9	114.4	58.2
-35	138.1	76.4	120.6	90.6	110.9	99.2	101.2	108.7	90.1	119.1	79.0
-30	176.5	81.6	154.3	95.4	142.7	103.9	130.7	113.4	117.8	124.3	103.9
-25	221.3	87.3	194.9	101.1	180.6	109.6	165.8	119.1	150.6	130.0	134.0
-20	274.8	94.4	243.0	107.7	225.9	116.3	208.3	126.2	189.8	137.1	170.4
-15	—	—	—	—	—	—	—	—	—	213.4	157.1

SLD 640-190 (R404A)											
Tc	20		30		35		40		45		50
Te	Qo	Pa	Qo	Pa	Qo	Pa	Qo	Pa	Qo	Pa	Pa
-50	67.4	75.8	56.4	90.9	50.6	100.1	—	—	—	—	—
-40	121.7	82.8	105.4	98.5	96.4	108.2	86.9	119.1	77.4	130.4	66.4
-35	157.5	87.1	137.5	103.4	126.4	113.1	115.4	123.9	102.7	135.8	90.1
-30	201.2	93.1	175.9	108.8	162.8	118.5	149.1	129.3	134.3	141.8	118.5
-25	252.3	99.6	222.3	115.3	206.0	125.0	189.1	135.8	171.7	148.3	152.8
-20	313.4	107.7	277.1	122.8	257.6	132.6	237.6	144.0	216.5	156.4	194.4
-15	—	—	—	—	—	—	—	—	—	243.4	179.1

SLD 420-120 (R404A) with ECO / 带经济器											
Tc	20		30		35		40		45		50
Te	Qo	Pa	Qo	Pa	Qo	Pa	Qo	Pa	Qo	Pa	Pa
-50	62.3	59.1	57.5	75.9	54.5	86.4	—	—	—	—	—
-40	103.8	60.8	98.0	76.9	94.6	87.1	90.2	98.6	84.8	111.5	78.3
-35	129.7	62.2	123.2	78.3	118.8	88.1	113.7	99.7	107.6	112.6	100.4
-30	159.3	64.0	151.8	79.7	147.0	89.9	141.3	101.4	134.1	114.3	125.9
-25	193.0	66.8	184.5	82.2	179.0	92.0	172.2	103.2	164.4	116.4	154.9
-20	231.1	69.9	221.2	85.0	215.1	94.8	207.6	106.0	198.8	118.9	188.2
-15	—	—	—	—	—	—	—	—	—	226.3	136.7

SLD 470-140 (R404A) with ECO / 带经济器											
Tc	20		30		35		40		45		50
Te	Qo	Pa	Qo	Pa	Qo	Pa	Qo	Pa	Qo	Pa	Pa
-50	69.7	66.1	64.4	84.9	60.9	96.7	—	—	—	—	—
-40	116.2	68.1	109.7	86.1	105.9	97.4	100.9	110.3	94.8	124.8	87.6
-35	145.1	69.7	137.9	87.7	132.9	98.6	127.2	111.5	120.4	126.0	112.4
-30	178.3	71.6	169.9	89.2	164.5	100.6	158.1	113.5	150.1	128.0	140.9
-25	216.0	74.7	206.4	92.0	200.3	102.9	192.7	115.4	184.0	130.3	173.3
-20	258.6	78.3	247.6	95.1	240.7	106.0	232.3	118.6	222.4	133.0	210.6
-15	—	—	—	—	—	—	—	—	—	253.3	153.0

SLD 520-160 (R404A) with ECO / 带经济器											
Tc	20		30		35		40		45		50
Te	Qo	Pa	Qo	Pa	Qo	Pa	Qo	Pa	Qo	Pa	Pa
-50	77.1	73.2	71.2	93.9	67.4	106.9	—	—	—	—	—
-40	128.5	75.3	121.4	95.2	117.1	107.8	111.7	122.1	104.9	138.1	96.9
-35	160.6	77.1	152.5	97.0	147.1	109.1	140.7	123.4	133.2	139.4	124.3
-30	197.2	79.2	187.9	98.7	182.0	111.3	174.9	125.6	166.0	141.6	155.9
-25	238.9	82.7	228.4	101.7	221.7	113.9	213.2	127.7	203.5	144.2	191.7
-20	286.1	86.6	273.9	105.2	266.3	117.3	257.1	131.2	246.1	147.2	233.0
-15	—	—	—	—	—	—	—	—	—	280.2	169.3

SLD 570-175 (R404A) with ECO / 带经济器											
Tc	20		30		35		40		45		50
Te	Qo	Pa	Qo	Pa	Qo	Pa	Qo	Pa	Qo	Pa	Pa
-50	84.5	80.2	78.1	103.0	73.9	117.2	—	—	—	—	—
-40	140.9	82.6	133.0	104.4	128.4	118.2	122.4	133.8	115.0	151.4	106.2
-35	176.0	84.5	167.2	106.3	161.2	119.6	154.3	135.3	146.0	152.8	136.3
-30	216.2	86.8	206.0	108.2	199.5	122.0	191.7	137.6	182.0	155.2	170.9
-25	261.9	90.6	250.4	111.5	243.0	124.8	233.7	140.0	223.1	158.0	210.2
-20	313.6	94.9	300.2	115.3	291.9	128.6	281.8	143.8	269.8	161.4	255.4
-15	—	—	—	—	—	—	—	—	—	307.2	185.6

SLD 640-190 (R404A) with ECO / 带经济器											
Tc	20		30		35		40		45		50
Te	Qo	Pa	Qo	Pa	Qo	Pa	Qo	Pa	Qo	Pa	Pa
-50	96.4	91.5	89.0	117.4	84.3	133.7	—	—	—	—	—
-40	160.7	94.2	151.7	119.1	146.4	134.8	139.6	152.6	131.2	172.6	121.2
-35	200.7	96.3	190.7	121.2	183.8	136.4	175.9	154.2	166.5	174.3	155.4
-30	246.5	99.0	234.9	123.4	227.6	139.1	218.6	156.9	207.5	177.0	194.9
-25	298.7	103.4	285.5	127.2	277.1	142.3	266.5	159.6	254.4	180.2	239.7
-20	357.7	108.2	342.4	131.5	332.9	146.7	321.3	164.0	307.6	184.0	291.3
-15	—	—	—	—	—	—	—	—	—	350.3	211.6

制冷量表/Performance Data R404A

SLG 100-35 (R404A)												
Tc	20		30		35		40		45		50	
Te	Qo	Pa	Qo	Pa	Qo	Pa	Qo	Pa	Qo	Pa	Qo	Pa
-20	49.2	17.4	43.5	20.4	41.2	22.6	37.4	24.9	32.6	27.8	28.0	30.1
-15	61.5	17.8	53.5	20.1	51.5	23.1	46.2	25.3	40.2	28.6	35.8	31
-10	76.0	18.2	66.8	21.6	62.8	23.6	56.8	28.5	51.2	29.2	45.7	31.1
-5	90.5	18.6	80.7	21.9	75.3	24.2	69.3	26.5	62.8	29.7	55.6	32.1
0	—	—	96.9	22.7	91.2	24.8	84.2	27.0	76.7	30.2	71.1	33.1
5	—	—	116.5	23.5	107.2	25.3	100.5	27.8	92.6	30.5	83.1	33.3

制冷量表/Performance Data R404A

SLG 230~80(R404A)												
Tc	20			30			35			40		
Te	Qo	Pa	Qo	Pa	Qo	Pa	Qo	Pa	Qo	Pa	Qo	Pa
-20	116.6	39.6	103.1	46.4	97.6	51.4	88.6	56.6	77.3	63.2	66.3	69.4
-15	145.8	40.5	126.8	46.8	122.8	52.5	109.5	57.5	95.3	65.0	84.9	70.7
-10	180.1	41.4	158.3	48.2	148.1	53.7	134.6	58.7	121.3	66.4	108.3	72.5
-5	214.5	42.3	191.3	49.8	178.5	55.0	164.2	60.3	148.8	67.5	131.8	73.9
0	—	—	229.7	51.6	216.6	56.4	199.6	61.4	181.8	68.7	168.4	75.5
5	—	—	276.1	53.4	254.1	57.5	238.2	63.2	219.5	69.4	196.9	76.6

SLG 290~100(R404A)												
Tc	20			30			35			40		
Te	Qo	Pa	Qo	Pa	Qo	Pa	Qo	Pa	Qo	Pa	Qo	Pa
-20	147.0	49.9	130.0	58.5	123.1	64.8	111.8	71.4	97.4	79.7	83.6	87.5
-15	183.8	51.0	159.9	59.1	154.8	66.2	138.1	72.5	120.1	82.0	107.0	89.2
-10	227.1	52.2	199.6	60.8	186.8	67.7	169.7	74.0	153.0	83.7	136.5	91.5
-5	270.4	53.3	241.2	62.8	225.0	69.4	207.1	76.0	187.7	85.2	166.1	93.2
0	—	—	289.6	65.1	273.1	71.1	251.6	77.4	229.2	86.6	212.3	95.2
5	—	—	348.1	67.4	320.3	72.5	300.3	79.7	276.7	87.5	248.3	96.6

SLG 320~110 (R404A)												
Tc	20			30			35			40		
Te	Qo	Pa	Qo	Pa	Qo	Pa	Qo	Pa	Qo	Pa	Qo	Pa
-20	162.2	55.1	143.4	64.5	135.9	71.5	123.3	78.8	107.5	88.0	92.3	96.5
-15	202.8	56.3	176.4	65.2	170.8	73.1	152.3	80.1	132.6	90.5	118.1	98.4
-10	250.6	57.6	220.3	67.1	206.1	74.7	187.3	81.6	168.8	92.4	150.6	100.9
-5	298.4	58.9	266.1	69.3	248.3	76.6	228.5	83.9	207.1	94.0	183.3	102.8
0	—	—	319.5	71.8	301.4	78.5	277.6	85.4	252.9	95.6	234.3	105.1
5	—	—	384.1	74.4	353.5	80.1	331.4	88.0	305.3	96.5	274.0	106.6

SLG 350~120 (R404A)												
Tc	20			30			35			40		
Te	Qo	Pa	Qo	Pa	Qo	Pa	Qo	Pa	Qo	Pa	Qo	Pa
-20	177.4	60.2	156.9	70.6	148.6	78.2	134.9	86.2	117.6	96.2	100.9	105.6
-15	221.8	61.6	192.9	71.3	186.8	79.9	166.6	87.6	145.0	99.0	129.2	107.6
-10	274.1	63.0	240.9	73.4	225.4	81.7	204.9	89.3	184.7	101.1	164.7	110.4
-5	326.4	64.4	291.0	75.8	271.6	83.8	249.9	91.7	226.5	102.8	200.5	112.5
0	—	—	349.5	78.6	329.6	85.8	303.7	93.4	276.6	104.5	256.2	114.9
5	—	—	420.2	81.3	386.6	87.6	362.5	96.2	334.0	105.6	299.7	116.6

SLG 370~130(R404A)												
Tc	20			30			35			40		
Te	Qo	Pa	Qo	Pa	Qo	Pa	Qo	Pa	Qo	Pa	Qo	Pa
-20	187.6	63.7	165.8	74.6	157.1	82.7	142.6	91.1	124.3	101.7	106.7	111.6
-15	234.5	65.1	204.0	75.4	197.5	84.5	176.1	92.6	153.3	104.6	136.6	113.8
-10	289.8	66.6	254.7	77.6	238.3	86.3	216.6	94.4	195.2	106.8	174.2	116.7
-5	345.0	68.0	307.7	80.1	287.1	88.5	264.2	97.0	239.4	108.7	212.0	118.9
0	—	—	369.4	83.0	348.5	90.7	321.0	98.8	292.4	110.5	270.9	121.5
5	—	—	444.2	86.0	408.7	92.6	383.2	101.7	353.0	111.6	316.8	123.3

Require additional cooling 此工况需要油冷却

SLG 230~80 (R404A) ECO / 带经济器												
Tc	20			30			35			40		
Te	Qo	Pa	Qo	Pa	Qo	Pa	Qo	Pa	Qo	Pa	Qo	Pa
-20	143.2	42.3	139.7	51.6	134.4	57.8	126.7	65.0	116.0	71.6	112.8	82.3
-15	171.1	42.8	164.6	52.1	158.0	58.2	149.2	65.5	137.9	72.1	135.6	83.0
-10	202.2	43.4	192.7	52.8	185.2	58.4	175.2	66.0	163.3	72.3	159.7	83.2
-5	235.8	43.7	223.5	53.4	215.2	58.9	204.8	66.4	192.2	73.2	183.0	83.7
0	—	—	257.1	53.9	247.5	59.4	237.7	66.6	224.1	73.9	214.7	83.5
5	—	—	292.3	54.1	282.4	59.6	271.8	66.6	258.6	74.1	244.7	83.9

SLG 290~100 (R404A) ECO / 带经济器												
Tc	20			30			35			40		
Te	Qo	Pa	Qo	Pa	Qo	Pa	Qo	Pa	Qo	Pa	Qo	Pa
-20	180.5	53.3	176.2	65.1	169.5	72.8	159.7	82.0	146.2	90.3	142.2	103.8
-15	215.7	53.9	207.6	65.7	199.3	73.4	188.1	82.6	173.9	90.9	170.9	104.7
-10	254.9	54.8	243.0	66.5	233.5	73.7	220.9	83.2	205.9	91.2	201.4	105.0
-5	297.3	55.1	281.8	67.4	271.3	74.3	258.2	83.7	242.3	92.3	230.7	105.5
0	—	—	324.2	68.0	312.1	74.8	299.7	84.0	282.6	93.2	270.7	105.2
5	—	—	368.5	68.2	356.0	75.1	342.6	84.0	326.1	93.5	308.5	105.8

SLG 320~110 (R404A) ECO / 带经济器												
Tc	20			30			35			40		
Te	Qo	Pa	Qo	Pa	Qo	Pa	Qo	Pa	Qo	Pa	Qo	Pa
-20	199.2	58.9	194.4	71.8	187.0	80.4	176.3	90.5	161.4	99.7	157.0	114.5
-15	238.0	59.5	229.1	72.5	219.9	81.0	207.5	91.1	191.9	100.3	188.6	115.5
-10	281.3	60.4	268.1	73.4	257.6	81.3	243.8	91.8	227.2	100.6	222.2	115.8
-5	328.1	60.8	310.9	74.4	299.4	82.0	284.9	92.4	267.4	101.9	254.6	116.4
0	—	—	357.8	75.0	344.4	82.6	330.7	92.7	311.8	102.8	298.7	116.1
5	—	—	406.6	75.3	392.9	82.9	378.1	92.7	359.8	103.2	340.4	116.8

SLG 350~120 (R404A) ECO / 带经济器												
Tc	20			30			35			40		
Te	Qo	Pa	Qo	Pa	Qo	Pa	Qo	Pa	Qo	Pa	Qo	Pa
-20	217.9	64.4	212.6	78.6	204.6	87.9	192.8	99.0	176.5	109.0	171.7	125.3
-15	260.3	65.1	250.5	79.3	240.5	88.6	227.0	99.7	209.9	109.7	206.3	126.3
-10	307.7	66.1	293.3	80.3	281.8	88.9	266.6	100.4	248.5	110.1	243.1	126.7
-5	358.8	66.4	340.1	81.3	327.5	89.6	311.6	101.1	292.4	111.4	278.4	127.4
0	—	—	391.3	82.0	376.7	90.3	361.7	101.4	341.1	112.5	326.8	127.0
5	—	—	444.7	82.4	429.7	90.7	413.5	101.4	393.6	112.8	372.3	127.7

SLG 370~130 (R404A) ECO / 带经济器												
Tc	20			30			35			40		
Te	Qo	Pa	Qo	Pa	Qo	Pa	Qo	Pa	Qo	Pa	Qo	Pa
-20	230.3	68.0	224.8	83.0	216.2	92.9	203.8	104.6	186.6	115.2	181.5	132.4
-15	275.2	68.8	264.9	83.8	254.2	93.7	240.0	105.4	221.9	116.0	218.1	133.5
-10	325.3	69.9	310.0	84.9	297.9	94.0	281.9	106.1	262.7	116.3	257.0	133.9
-5	379.4	70.2	359.5	86.0	346.2	94.8	329.4	106.8	309.1	117.8	294.3	134.6
0	—	—	413.7	86.7	398.2	95.5	382.3	107.2	360.5	118.9	345.4	134.3
5	—	—	470.2	87.1	454.2	95.9	437.2	107.2	416.1	119.3	393.6	135.0

制冷量表/Performance Data R404A

SLG 420~145 (R404A)																
Tc	20			30			35			40			45		50	
Te	Qo	Pa	Qo	Pa	Qo	Pa	Qo	Pa	Qo	Pa	Qo	Pa	Qo	Pa	Qo	Pa
-20	212.9	72.3	188.3	84.7	178.3	93.9	161.9	103.4	141.1	115.5	121.1	126.7	127.1	132.7	138.1	143.5
-15	266.2	73.9	231.5	85.6	224.2	95.9	199.9	105.1	174.0	118.8	155.0	129.7	132.7	138.1	143.5	148.9
-10	328.9	75.6	289.1	88.0	270.5	98.0	245.8	107.1	221.6	121.3	197.7	132.7	138.1	143.5	148.9	154.3
-5	391.7	77.2	349.3	90.9	325.9	100.5	299.9	110.1	271.8	123.3	240.6	135.7	141.1	146.5	151.9	157.3
0	—	—	—	419.4	94.3	395.6	103.0	364.4	112.1	313.9	125.4	267.5	141.1	146.5	151.9	157.3
5	—	—	—	504.2	97.6	463.9	105.1	434.9	115.5	400.8	126.7	359.6	144.0	149.4	154.8	160.2

制冷量表/Performance Data R404A

型号Model	SLD230S-50									
Tc(°C)	25		30		35		40		45	
Te(°C)	Q(kW)	P(kW)	Q(kW)	P(kW)	Q(kW)	P(kW)	Q(kW)	P(kW)	Q(kW)	P(kW)
-65	19.70	22.30	19.25	23.30	18.84	24.25	18.39	25.27	17.91	26.68
-60	26.10	24.21	25.60	25.27	25.09	26.34	24.55	27.62	24.01	29.44
-55	33.90	26.34	33.28	27.50	32.66	28.81	32.04	30.49	31.36	32.77
-50	43.31	28.66	42.54	30.06	41.79	31.72	41.01	33.85	40.20	36.74
-45	54.53	31.27	53.59	32.96	52.66	35.00	51.72	37.70	50.72	41.30
-40	67.81	34.08	66.67	36.17	65.52	38.74	64.34	42.07	63.12	46.43
-35	83.43	37.18	81.97	39.71	80.52	42.88	79.05	46.91	77.56	52.13
-30	101.43	40.51	99.67	43.61	97.87	47.43	96.07	52.26	94.23	58.42

型号Model	SLD420S-100									
Tc(°C)	25		30		35		40		45	
Te(°C)	Q(kW)	P(kW)	Q(kW)	P(kW)	Q(kW)	P(kW)	Q(kW)	P(kW)	Q(kW)	P(kW)
-65	36.99	41.86	19.25	23.30	18.84	24.25	18.39	25.27	17.91	26.68
-60	49.01	45.44	25.60	25.27	25.09	26.34	24.55	27.62	24.01	29.44
-55	63.64	49.46	33.28	27.50	32.66	28.81	32.04	30.49	31.36	32.77
-50	81.32	53.88	42.54	30.06	41.79	31.72	41.01	33.85	40.20	36.74
-45	102.39	58.70	53.59	32.96	52.66	35.00	51.72	37.70	50.72	41.30
-40	127.32	63.98	66.67	36.17	65.52	38.74	64.34	42.07	63.12	46.43
-35	156.64	69.82	81.97	39.71	80.52	42.88	79.05	46.91	77.56	52.13
-30	190.52	76.08	99.67	43.61	97.87	47.43	96.07	52.26	94.23	58.42

型号Model	SLD640S-150									
Tc(°C)	25		30		35		40		45	
Te(°C)	Q(kW)	P(kW)	Q(kW)	P(kW)	Q(kW)	P(kW)	Q(kW)	P(kW)	Q(kW)	P(kW)
-65	55.12	59.63	51.50	62.32	50.39	64.85	49.18	67.60	47.91	71.36
-60	73.03	64.73	68.47	67.57	67.13	70.45	65.67	73.86	64.21	78.72
-55	94.84	70.44	89.00	73.57	87.35	77.04	85.69	81.55	83.86	87.63
-50	121.18	76.74	113.76	80.41	111.78	84.82	109.71	90.51	107.52	98.39
-45	152.57	83.61	143.33	88.12	140.86	93.62	138.31	100.83	135.67	110.44
-40	189.74	91.14	178.33	96.74	175.22	103.61	172.06	112.49	168.81	124.17
-35	233.44	99.44	219.21	106.23	215.25	114.67	211.41	125.50	207.41	139.43
-30	283.91	108.36	266.55	116.64	261.74	126.86	256.91	139.77	251.99	156.23

说明:

1. Tc= 冷凝温度, Te= 蒸发温度;
2. 吸气过热度: 5℃, 液体过冷度: 5℃;
3. Q= 名义工况制冷量, P= 名义工况功耗;

Remark:

1. Tc= Condensing Temp., Te= Evaporating Temp.;
2. Suction superheat: 5℃; liquid subcooling: 5℃;
3. Q= Cooling capacity, P= Power consumption;

制冷量表/Performance Data R404A

型号Model	SLD230S-50					
Tc(°C)	25	30	35	40	45	
Te(°C)	Q(kW)	P(kW)	Q(kW)	P(kW)	Q(kW)	P(kW)
-65	4.7	5.5	6	7	8.5	
-60	1.8	2.5	3.5	4.5	6	
-55			0.5	2.5	4	
-50					1.5	
-45						
-40						
-35						
-30						

型号Model	SLD420S-100					
Tc(°C)	25	30	35	40	45	
Te(°C)	Q(kW)	P(kW)	Q(kW)	P(kW)	Q(kW)	P(kW)
-65	8.5	10.5	11.8	13.6	16.5	
-60	3	5	6.5	8.5	11.8	
-55			1.5	3.5	7.5	
-50					3.5	
-45						
-40						
-35						
-30						

型号Model	SLD420S-150					
Tc(°C)	25	30	35	40	45	
Te(°C)	Q(kW)	P(kW)	Q(kW)	P(kW)	Q(kW)	P(kW)
-65	12	14.5	16.5	18.95	22.6	
-60	4.5	6.5	8.8	11.8	16.5	
-55			1.5	4.5	10.2	
-50					3.9	
-45						
-40						
-35						
-30						

说明:

1. Tc= 冷凝温度, Te= 蒸发温度;
2. 吸气过热度: 5℃, 液体过冷度: 5℃;
3. Q= 名义工况制冷量, P= 名义工况功耗;

Remark:

1. Tc= Condensing Temp., Te= Evaporating Temp.;
2. Suction superheat: 5℃; liquid subcooling: 5℃;
3. Q= Cooling capacity, P= Power consumption;

型号Model	SLD230S-50					
Tc(°C)	25	30	35	40	45	
Te(°C)	Q(kW)	Q(kW)	Q(kW)	Q(kW)	Q(kW)	
-65	7.8	8.4	9	9.4	10	
-60	9.7	10.5	11.2	11.9	12.8	
-55	11.7	12.7	13.8	14.8	15.9	
-50	13.9	15.2	16.5	18	19.5	
-45	16.3	17.9	19.6	21.4	23.1	
-40	18.5	20.5	22.6	24.9	27.1	
-35	20.8	23.3	25.9	28.5	31.3	
-30	22.7	25.8	28.9	32.1	35.5	

型号Model	SLD420S-100					
Tc(°C)	25	30	35	40	45	
Te(°C)	Q(kW)	Q(kW)	Q(kW)	Q(kW)	Q(kW)	
-65	15.3	16.4	17.5	18.5	19.6	
-60	19.1	20.6	22.1	23.6	25.2	
-55	22.2	25.1	27.2	29.3	31.3	
-50	27.5	30	32.7	35.4	38	
-45	31.9	35.1	38.6	41.9	45.6	
-40	36.3	40.4	44.7	48.8	53.5	
-35	40.7	45.6	50.8	55.9	61.6	
-30	44.6	50.5	56.9	63.2	69.9	

型号Model	SLD420S-150					
Tc(°C)	25	30	35	40	45	
Te(°C)	Q(kW)	Q(kW)	Q(kW)	Q(kW)	Q(kW)	
-65	21.9	23.3	24.9	26.4	27.9	
-60	27.1	29.2	31.6	33.5	35.8	
-55	32.8	35.7	38.7	41.5	44.4	
-50	38.9	42.6	46.5	50	53.9	
-45	45.3	49.8	54.6	59.5	64.5	
-40	51.6	57.4	63.3	69.5	75.6	
-35	57.8	64.7	71.8	79.6	86.9	
-30	63.3	71.5	80.4	89.5	98.8	