


Summary Pre-filtration, Class G3 to F5



Media Rolls
Media Rolls - Filter class G3
to F5
Page 45



Media Rolls
Cam Glass Media
Page 46



Fan Coil Filters
Fan Coil Filter
Page 47



Media Holding Frame (MHF)
Media Holding Frame (MHF)
Page 48



Pleated Panel Filters
Aeropleat® III
Page 49



Pleated Panel Filters
30/30®
Page 50



Pleated Panel Filters
AP Eleven
Page 51



Pleated Panel Filters
30/30® WR
Page 52



Primary Bag Filters
Hi-Cap® HF 90/35
Page 53



Primary Bag Filters
Hi-Cap® Green HF 90/35
Page 54



Metal Filters
airMet Metallfilter
Page 55




Metal Filters
Type F/S
Page 56



Metal Filters
ECO®Moisture Separator
Page 57

Media Rolls - Filter class G3 to F5



Advantages

- **CM:**
 - Smooth airflow through paint booths
 - Progressively built up thermal bonded polyester fibre
- **CDM 600:**
 - Thermal bonded polyester fibre
 - Enhances laminar air flow patterns
 - Treated with special adhesive to prevent dust loss due to vibration

Application: CM: For use as a prefilter in air conditioning, and spraybooth ventilation
 CDM: For fine filtration in air conditioning devices and installations, particularly final filtration in Automotive spraybooths and drying cabinets.

Media: CM: Synthetic, CDM: Polyester fibre.

EN 779:2002 filter class: G3, G4, F5.

ASHRAE 52.2:1999 filter class: MERV 6, MERV 7, MERV 10.

Arrestance efficiency: 85% - 92% for CM, 95% for CDM.

Temperature: 80°C - 100°C maximum in continuous service.

Fire rating: DIN 53438 class F1 for CM, UL 900 Class 1 for CDM.

Reference	Model	Dimensions (m)	Filter classification EN 779:2002	Pressure drop at 1m/s velocity Pa	Unit volume m ³
5200003	CM355	2 X 20	G3	1.0/38	0.4
5200006	CM360	2 X 20	G4	1.0/45	0.4
5200013	Camtex CDM600	2.0 x 20	F5	1.0/85	0.8
5200015	Camtex CDM600	1.7 x 20	F5	1.0/85	0.7

Pre-filtration, Class G3 to F5

Media Rolls

Cam Glass Media



Advantages

- Continuous filament glass fibres, resin bonded
- Smooth airflow through paint booths
- Full depth particle collection
- Economical

Application: For use as a prefilter in air conditioning, and spraybooth extract systems.

Media: Glass Fibre.

EN 779:2002 filter class: G3.

ASHRAE 52.2:1999 filter class: MERV 6.

Arrestance efficiency: 85%.


Recommended final pressure drop: 200 Pa.

Temperature: 120°C maximum in continuous service.

Fire rating: DIN 53438 class F1.

Reference	Model	Dimensions (m)	Filter classification EN 779:2002	Pressure drop at 1m/s velocity Pa	Unit volume m ³
5200012	Paintstop rolls	1 X 20	G3	1.0/12	0.20

Fan Coil Filter



Advantages

- Protection via 2 grids
- Ultra compact
- Progressively built-up thermal bonded polyester fibre

Application: Prevention of dust and dirt build up on heating/cooling coils within ventilation systems.

Type: Prefilter.

Frame: Galvanized steel.

Media: Polyester fibre.

EN 779:2002 filter class: G3, G4.

ASHRAE 52.2:1999 filter class: MERV 6, MERV 7.

Recommended final pressure drop: 250 Pa.

Temperature: 80°C - 100°C maximum in continuous service.

Holding frame: : Type 8.


Fire rating: DIN 53438 class F1.

Reference	Model	Dimensions (WxHxD) mm	Filter classification EN 779:2002	Media area m ²	Air Flow / Pressure drop m ³ /hr/Pa	Unit weight kg	Unit Volume m ³
5404501	FCF 24x24x1-G3	597x597x22	G3	0.356	3400/115	0.735	0.01
5404511	FCF 24x12x1-G3	289x592x22	G3	0.174	1700/144	0.43	0.005
5404001	FCF 24x24x1-G4	592x592x22	G4	0.356	3400/140	0.77	0.01
5404002	FCF 24x12x1-G4	289x592x22	G4	0.174	1700/190	0.46	0.005

Pre-filtration, Class G3 to F5

Media Holding Frame (MHF)

Media Holding Frame (MHF)



Advantages

- Suitable for high humidity conditions
- Progressively built-up thermal bonded polyester fibre
- Replaceable filter media

Application: Prefiltration of dust and dirt on air handling units.

Type: Nonwoven media, pleated with a wire support grid.

Frame: Galvanized steel.

Media: Polyester fibre.

EN 779:2002 filter class: G3, G4.

ASHRAE 52.2:1999 filter class: MERV 6, MERV 7.

Recommended final pressure drop: 250 Pa.


Temperature: 80°C - 100°C.

Holding frames: Front and side access housings and frames are available, Type 8 and FC Housings.

Fire rating: DIN 53438 class F1.

Reference	Model	Dimensions (WxHxD) mm	Filter classification EN 779:2002	Media area m ²	Air flow / pressure drop m ³ /hr/Pa	Unit weight (kg)	Unit volume m ³
5402501	MHF 24x24x2-G3	594 x 594 x 46	G3	0.57	3400/103	1.35	0.018
5402502	MHF 12x24x2-G3	289 x 594 x 46	G3	0.3	1700/149	0.77	0.009
5402001	MHF 24x24x2-G4	594 x 594 x 46	G4	0.57	3400/113	1.35	0.018
5402002	MHF 12x24x2-G4	289 x 594 x 46	G4	0.3	1700/161	0.77	0.009

Aeropleat® III



Advantages

- Moisture resistant cardboard frame
- Robust construction
- Comprehensive range of standard and non standard sizes
- Fully supported media bonded onto a wire support grid
- Bonded into case to eliminate air by-pass

Application: Prefilter for comfort air conditioning applications.

Type: Disposable pleated panel filter.

Frame: Moisture resistant cardboard.

Media: Mixture of cotton and synthetic fibre.

EN 779:2002 filter class: G4.

ASHRAE 52.2:1999 filter class: MERV 7.


Recommended final pressure drop: 250 Pa.

Temperature: 70°C maximum in continuous service.

Holding frames: Front and side access housings and frames are available, Type 8 and FC Housings.

Fire rating: UL 900 Class 2.

Reference	Type	Model	Dimensions (WxHxD) mm	Filter classification EN 779:2002	Air Flow / pressure drop m³/hr/Pa	Media area m²	Unit weight kg	Unit volume m³
116300001	Pleated Panel	Aeropleat III Class 2 20x16x2	394 x 495 x 44	G4	1887/58	0.60	0.4	0.01
116300002	Pleated Panel	Aeropleat III Class 2 20x20x2	495 x 495 x 44	G4	2363/58	0.80	0.5	0.01
116300003	Pleated Panel	Aeropleat III Class 2 25x20x2	495 x 622 x 44	G4	2958/58	1.00	0.6	0.01
116300004	Pleated Panel	Aeropleat III Class 2 25x16x2	394 x 622 x 44	G4	2363/58	0.73	0.5	0.01
116300005	Pleated Panel	Aeropleat III Class 2 24x24x2	594 x 594 x 44	G4	3400/58	1.13	0.65	0.02
116300006	Pleated Panel	Aeropleat III Class 2 24x12x2	289 x 594 x 44	G4	1700/58	0.57	0.35	0.01
116300007	Pleated Panel	Aeropleat III Class 2 24x20x2	495 x 594 x 44	G4	2839/58	0.96	0.55	0.01
116300008	Pleated Panel	Aeropleat III Class 2 24x18x2	444 x 594 x 44	G4	2550/58	0.85	0.5	0.01
116307001	Pleated Panel	Aeropleat III Class 2 24x24x4	594 x 594 x 95	G4	3400/53	2.11	1.2	0.03
116307002	Pleated Panel	Aeropleat III Class 2 24x12x4	289 x 594 x 95	G4	1700/53	1.05	0.65	0.03
116307003	Pleated Panel	Aeropleat III Class 2 20x20x4	492 x 492 x 95	G4	2363/53	1.46	0.9	0.02
116307004	Pleated Panel	Aeropleat III Class 2 20x16x4	390 x 492 x 95	G4	1887/53	1.17	0.75	0.02
116307005	Pleated Panel	Aeropleat III Class 2 25x16x4	390 x 619 x 95	G4	2363/53	1.46	0.9	0.03
116307007	Pleated Panel	Aeropleat III Class 2 24x20x4	492x 594 x 95	G4	2839/53	1.76	1.05	0.03



Advantages

- High mechanical strength
- Fully supported media bonded onto a wire support grid
- Rigid, water resistant cardboard frame
- Large media surface
- Unique radial pleat design
- Media bonded into frame to eliminate air bypass

Application: Primary filter for air conditioning systems.

Type: High performance disposable pleated panel filter.

Frame: Rigid water resistant cardboard.

Media: Mixture of cotton and synthetic fibre.

EN 779:2002 filter class: G4.

ASHRAE 52.2:1999 filter class: MERV 8.

Recommended final pressure drop: 250 Pa.


Temperature: 70°C maximum in continuous service.

Holding frames: Front and side access housings and frames are available, Type 8 and FC Housings.

Fire rating: UL 900 Class 2.

Reference	Type	Model	Dimensions (WxHxD) mm	Filter classification EN 779:2002	Media area m ²	Air Flow / pressure drop m ³ /hr/Pa	Unit weight kg	Unit volume m ³
54862001	Pleated Panel	30/30 2 20x16x1	394x495x22	G4	0.50	1326/58	0.3	0.006
54862002	Pleated Panel	30/30 2 20x20x1	495x495x22	G4	0.61	1649/58	0.4	0.007
54862003	Pleated Panel	30/30 2 25x20x1	495x622x22	G4	0.74	2066/58	0.55	0.008
54862004	Pleated Panel	30/30 2 25x16x1	394x622x22	G4	0.62	1649/58	0.42	0.007
54862005	Pleated Panel	30/30 2 24x24x1	597x597x22	G4	0.91	2380/58	0.6	0.010
54862010	Pleated Panel	30/30 2 24x12x1	292x597x22	G4	0.46	1190/58	0.3	0.005
54862011	Pleated Panel	30/30 2 24x20x1	495x597x22	G4	0.74	1981/58	0.53	0.008
49880001	Pleated Panel	30/30 2 20x16x2	394x495x44	G4	0.92	1870/78	0.44	0.011
49880002	Pleated Panel	30/30 2 20x20x2	495x495x44	G4	1.11	2363/78	0.55	0.013
49880003	Pleated Panel	30/30 2 25x20x2	495x622x44	G4	1.39	2958/78	0.7	0.017
49880004	Pleated Panel	30/30 2 25x16x2	394x622x44	G4	1.15	2363/78	0.55	0.014
49880005	Pleated Panel	30/30 2 24x24x2	594x594x44	G4	1.61	3400/78	0.78	0.019
49880006	Pleated Panel	30/30 2 24x12x2	289x594x44	G4	0.78	1700/78	0.4	0.010
49880009	Pleated Panel	30/30 2 20x14x2	343x495x44	G4	0.77	1658/78	0.25	0.010
49880012	Pleated Panel	30/30 2 24x20x2	495x594x44	G4	1.31	2839/78	0.45	0.016
49880015	Pleated Panel	30/30 2 24x18x2	444x594x44	G4	1.16	2550/78	0.45	0.014
49880017	Pleated Panel	30/30 2 24x16x2	394x594x44	G4	1.10	2270/78	0.55	0.014
59413001	Pleated Panel	30/30 2 24x24x4	594x594x95	G4	2.58	3400/68	1.45	0.039
59413002	Pleated Panel	30/30 2 24x12x4	289x594x95	G4	1.29	1700/68	0.6	0.019
59413003	Pleated Panel	30/30 2 20x20x4	492x492x95	G4	1.76	2363/68	0.3	0.027
59413004	Pleated Panel	30/30 2 20x16x4	390x492x95	G4	1.46	1870/68	0.25	0.022
59413005	Pleated Panel	30/30 2 25x16x4	390x619x95	G4	1.83	2363/68	0.25	0.027
59413006	Pleated Panel	30/30 2 25x20x4	492x619x95	G4	2.19	2958/68	0.45	0.033
59413008	Pleated Panel	30/30 2 24x20x4	492x594x95	G4	2.11	2839/68	0.45	0.031
59413010	Pleated Panel	30/30 2 25x25x4	619x619x95	G4	2.79	3689/68	0.5	0.044

AP Eleven



Advantages

- Lowest cost of ownership for a F5 filter in a pleated panel design
- High capacity dust loading for a longer life than standard pleated filters
- High wet-strength beverage board frame
- Available in 2" and 4" depths

Description: High efficiency F5 pleated panel filter.

Typical applications: Prefilters to higher efficiency filters, stand-alone filter for rooftops, split systems, free-standing units and package systems and air handlers.

EN 779:2002 filter class: F5.

ASHRAE 52.2:1999 filter class: MERV 10.

Media: Synthetic fibers in a uniform lofted media blanket.

Recommended final pressure drop: 250Pa.

Temperature: Maximum continuous operating temperature of 70° C.

Fire rating: UL 900 Class 2.

Reference	Type	Model	Dimensions (WxHxD) mm	Filter classification EN 779:2002	Media area m ²	Air flow / pressure drop m ³ /hr/Pa	Unit weight (kg)	Unit volume m ³
404434001	Pleated Panel	AP Eleven 20x16x2	394x495x44	F5	0.910	1887/63	0.44	0.01
404434002	Pleated Panel	AP Eleven 20x20x2	495x495x44	F5	1.087	2363/63	0.49	0.01
404434003	Pleated Panel	AP Eleven 25x20x2	495x622x44	F5	1.366	2958/63	0.63	0.01
404434004	Pleated Panel	AP Eleven 25x16x2	394x622x44	F5	1.143	2363/63	0.49	0.01
404434005	Pleated Panel	AP Eleven 24x24x2	594x594x44	F5	1.607	3400/63	0.68	0.02
404434006	Pleated Panel	AP Eleven 24x12x2	289x594x44	F5	0.771	1700/63	0.40	0.01
404434007	Pleated Panel	AP Eleven 24x20x2	495x594x44	F5	1.310	2839/63	0.58	0.01
404434008	Pleated Panel	AP Eleven 24x18x2	444x594x44	F5	1.198	2550/63	0.54	0.01
404435001	Pleated Panel	AP Eleven 24x24x4	594x594x95	F5	2.555	3400/58	1.25	0.03
404435002	Pleated Panel	AP Eleven 24x12x4	289x594x95	F5	1.282	1700/58	0.67	0.02
404435003	Pleated Panel	AP Eleven 20x20x4	492x492x95	F5	1.747	2363/58	0.87	0.02
404435004	Pleated Panel	AP Eleven 20x16x4	390x492x95	F5	1.449	1887/58	0.69	0.02
404435005	Pleated Panel	AP Eleven 24x16x4	390x619x95	F5	1.814	2363/58	0.91	0.02
404435006	Pleated Panel	AP Eleven 24x20x4	492x619x95	F5	2.183	2958/58	1.1	0.03
404435007	Pleated Panel	AP Eleven 24x20x4	492x594x95	F5	2.093	2839/58	1.04	0.03

Pre-filtration, Class G3 to F5

Pleated Panel Filters

30/30® WR



Advantages

- Two-in-one performance - keeps out water and dirt.
- A multi-layered non-cellulose media, repels water, captures dust, lint, pollen and other particulate contaminants.
- Media bonded to the frame to eliminate air bypass
- Water resistant beverage board frame
- Large media surface

Applications: Primary filter for medium efficiency applications.

Type: High performance pleated panel filter.

Frame: High strength moisture resistant beverage board.

Media: Glass fibre.

EN 779:2002 filter class: G4.


ASHRAE 52.2:1999 filter class: MERV 7.

Recommended final pressure drop: 250 Pa.

Holding frames: Front and side access housings and frames are available, Type 8 and FC Housings.

Reference	Type	Model	Dimensions (WxHxD) mm	Filter classification EN 779:2002	Media area m ²	Air Flow / pressure drop m ³ /hr/Pa	Unit volume m ³
125343005	Pleated Panel	30/30 WR 24x24x2	594x594x44	G4	2.61	3400/63	0.02
125343006	Pleated Panel	30/30 WR 24x12x2	289x594x44	G4	1.27	1700/63	0.01
402137001	Pleated Panel	30/30 WR 24x24x4	594x594x95	G4	4.24	3400/55	0.03
402137002	Pleated Panel	30/30 WR 24x12x4	289x594x95	G4	2.12	1700/55	0.02

Hi-Cap® HF 90/35



Advantages

- Rigid self supporting pockets
- Robust metal header frame
- High mechanical strength
- Welded pocket construction
- High dust holding capacity

Application: Comfort air conditioning applications, prefilter applications.

Type: Multi pocket bag filter.

Case: Galvanised steel.

Media: Polyester fibre.

EN 779:2002 filter class: G4.

ASHRAE 52.2:1999 filter class: MERV 7.

Recommended final pressure drop: 250 Pa.

Temperature: 70°C maximum in continuous-service.

Holding frames: Front and side access housings and frames are available, Type 8 and FC Housings.


Fire rating: DIN 53438 class F1.

Reference	Model	Dimensions (WxHxD) mm	Filter classification EN 779:2002	Number of pockets	Media area m ²	Air flow / pressure drop m ³ /hr/Pa	Unit weight kg	Unit volume m ³
3200005	HF 90/35-66	592 x 592 x 360	G4	6	2.6	3400/50	2.2	0.04
3200006	HF 90/35-56	490 x 592 x 360	G4	5	2.2	2800/50	2	0.04
3200007	HF 90/35-36	287 x 592 x 360	G4	3	1.3	1700/50	1.4	0.02
3200008	HF 90/35-55	490 x 490 x 360	G4	5	1.8	2334/50	1.7	0.04
3202009	HF 90/35-592*592-6*580-66	592 x 592 x 580	G4	6	4.2	3400/30	2.6	0.04
3202033	HF 90/35-66 490*592*580	490 x 592 x 580	G4	5	3.5	2800/30	2.2	0.04
3202016	HF 90/35-287*592-3*580-36	287 x 592 x 580	G4	3	2.0	1700/30	1.5	0.03

Pre-filtration, Class G3 to F5

Primary Bag Filters

Hi-Cap® Green HF 90/35



Advantages

- Rigid self supporting pockets
- Robust plastic header frame
- High mechanical strength
- Welded pocket construction
- High dust holding capacity
- No metal parts

Application: Comfort air conditioning applications, gas turbines.

Type: Multi pocket bag filter.

Header frame: Plastic.

Media: Polyester fibre.

EN 779:2002 filter class: G4.

ASHRAE 52.2:1999 filter class: MERV 7.

Recommended final pressure drop: 250 Pa.

Temperature: 70°C maximum in continuous service.

Holding frames: Front and side access housings and frames are available, Type 8 and FC Housings.

Reference	Model	Dimensions (WxHxD) mm	Filterclassification EN 779:2002	Number of pockets	Media area m ²	Air flow / pressure drop m ³ /hr/Pa	Unit weight kg	Unit volume m ³
3204001	HF Green 90/35-66	592x592x360	G4	6	2.6	3400/50	2.2	0.04
3204002	HF Green 90/35-56	490x592x360	G4	5	2.2	2800/50	2	0.04
3204003	HF Green 90/35-36	287x592x360	G4	3	1.3	1700/50	1.4	0.02

airMet Metallfilter



Advantages

- The filter cells are made from expanded aluminium woven into a special pattern
- G2 class cleanable dust, sand, flour, paint prefilter. Grease and oil filter with very high separation efficiency
- Can be made in custom sizes
- Can be cleaned in dishwasher or pressure washer
- Very large cooling surface without excessive air resistance

Application: Metal filter for grease or oil mist separation. Prefilter for thick particles.

Type: G2 Metal filter and high oil separation efficiency.

Frame: Aluminium EN-AW-6060, ALMG3, stainless steel AISI 304L, acid stainless steel AISI 316L, galvanized.

Media: Woven metal wire mesh. Can be made in aluminium, galvanized, stainless steel or acid stainless steel material.

Faceguard: Aluminium, Hot-dip galvanized expanded metal net or stainless steel grid.

Recommended final pressure drop: 80-120 Pa.

Article number	Material	Size (WxH) mm	Thickness (D) mm
MFAL XXY*	Aluminium	from 100x100 to 750x1500	from 8 to 150
MFFZ XXY*	Galvanized	from 100x100 to 750x1500	from 8 to 150
MFRF XXY*	Stainless steel	from 100x100 to 750x1500	from 10 to 150

XX = Thickness in mm (D) 08 for 8 mm, 25 for 25 mm etc...)

YY = Surface in dm² (W x H = surface) according to table below:

From 1 to 8 dm² => **08**

From 8,1 to 12 dm² => **12**

From 12,1 to 16 dm² => **16**

From 16,1 to 18 dm² => **18**

From 18,1 to 25 dm² => **25**

From 25,1 to 30 dm² => **30**

From 30,1 to 36 dm² => **36**

From 36,1 to 43 dm² => **43**

From 43,1 to 50 dm² => **50**

Metal filter can be made in different sizes, shapes and material.

Please contact your local Camfil Farr office.

ex: filter size W= 4,55 dm, H= 3,98 dm => surface 18,109 dm²

Thickness: D= 40 mm

Article number for Stainless steel => **MFRF4025**

Pre-filtration, Class G3 to F5

Metal Filters

Type F/S



Advantages

- Low resistance to airflow, minimal energy usage
- Easy to clean
- Excellent for removal of lint and other bulky airborne contaminants
- Can be used in high temperature applications

Description: Permanent cleanable metal panel filter with low resistance to airflow.

Typical applications: Removal of lint or bulky airborne particulate in commercial or industrial processes.

Efficiency: Over 80% on lint particulate.

Media: Zinc-electroplated steel meshed screen formed into corrugated and flat layers.

Recommended final pressure drop: 250 Pa when operated at 2.5 m/s. System design may dictate alternative changeout point.

Airflow operating range: Velocity of 2.25 m/s to 2.75 m/s, consult factory outside of this range.

Part Number	Depth (mm)	Nominal Size H x W (inches)	Actual Height (mm)	Actual Width (mm)	Airflow @ Low (m/s)	Airflow @ High (m/s)	Initial Resistance @ Low (Pa)	Initial Resistance @ High (Pa)
037590-001	22	495 X 394	495.3	393.7	1139	1700	10	20
037590-002	22	622 X 394	622.3	393.7	1428	2125	10	20
037590-003	22	495 X 495	495.3	495.3	1428	2125	10	20
037590-004	22	622 X 394	622.3	495.3	1751	2601	10	20
Contact Factory	22	594 X 594	596.9	596.9	2057	3077	10	20
Contact Factory	22	594 X 289	596.9	292.1	1029	1539	10	20
037591-002	44	495 X 394	495.3	393.5	1074	1598	15	27.5
037591-003	44	622 X 394	622.3	393.5	1377	2040	15	27.5
037591-004	44	495 X 495	495.3	495.3	1377	2040	15	27.5
037591-005	44	622 x 495	622.3	495.3	1751	2601	15	27.5
037591-006	44	594X 594	596.9	596.9	2057	3077	15	27.5
Contact Factory	44	594 X 289	596.9	292.1	1029	1539	15	27.5

ECO®Moisture Separator



Advantages

- Pre-drilled weeping holes for drainage or reclaim of valuable process oils
- Optional coalescer pad available for increased efficiency

Description: Cleanable, all-metal panel filter designed specifically for the removal of airborne moisture droplets.

Typical applications: High moisture situations in commercial or industrial processes, or oil-laden industrial applications. Includes weeping holes for drainage or reclaim of airborne oil or mists.

Efficiency: 98%+ on droplets 20 microns and larger.

Media: Alternate layers of flat and serpentine crimped galvanized screen.

Recommended final pressure drop: 250 Pa when operated at 2.5 m/s. System design may dictate alternative changeout point.

Airflow operating range: Velocity of 2.25 m/s to 2.75 m/s, consult factory outside of this range.

Ratings: N/A

Part Number	Application	Nominal Size (H x W x D) mm	Actual Height (mm)	Actual Width (mm)	Rated Airflow (m/s)	Weight (kg)
Galvanized Steel						
064649-001	For built-up banks	594 x 594 x 95	593.85	593.85	3400	8.6
064649-002	For built-up banks	594 x 289 x 95	593.85	289.05	1700	4.5
064649-003	For built-up banks	289 x 594 x 95	289.05	593.85	1700	4.5
064649-004	For side access housings(includes sealing gasket on vertical side)	594 x 594 x 95	593.85	593.85	3400	8.6
064649-005	For side access housings(includes sealing gasket on vertical side)	594 x 289 x 95	593.85	289.05	1700	4.5
064649-006	For side access housings(includes sealing gasket on vertical side)	289 x 594 x 95	289.05	593.85	1700	4.5
Stainless Steel						
098512-001	For built-up banks	594 x 594 x 95	593.85	593.85	3400	8.6
098512-002	For built-up banks	289 x 594 x 95	289.05	593.85	1700	4.5
098512-003	For built-up banks	594 x 289 x 95	593.85	289.05	1700	4.5
098512-004	For side access housings(includes sealing gasket on vertical side)	594 x 594 x 95	593.85	593.85	3400	8.6
098512-005	For side access housings(includes sealing gasket on vertical side)	289 x 594 x 95	289.05	593.85	1700	4.5
098512-006	For side access housings(includes sealing gasket on vertical side)	594 x 289 x 95	593.85	289.05	1700	4.5

Summary Bag and Compact Filters, Class F5 to F9



Bag Filters Glass Fibre
Hi-Flo® M-Series
Page 60



Bag Filters Glass Fibre
Hi-Flo® P-Series
Page 61



Bag Filters Glass Fibre
Hi-Flo® U-Series
Page 62



Bag Filters Glass Fibre
Hi-Flo® A-Series
Page 63



Bag Filters Glass Fibre
Hi-Flo® T-Series
Page 64



Bag Filters Glass Fibre
Hi-Flo® Green
Page 65




Bag Filters Synthetic Media
S-Flo P Series
Page 66



Bag Filters Synthetic Media
S-Flo U Series
Page 67



Bag Filters Synthetic Media
S-Flo A Series
Page 68



Compact Filter
Opakfil 2V
Page 69



Compact Filter
Opakfil Green
Page 70



Compact Filter
Opakfil CC
Page 71



Compact Filter
Durafil® ES
Page 72



Compact Filter
Durafil® ESB
Page 73



High Efficiency Compact
OpakAir
Page 74



High Efficiency Compact
Airopac® 3GGM
Page 75

Bag and Compact Filters, Class F5 to F9



High Efficiency Compact
Airopac® 3GGMHF
Page 76



High Efficiency Panel
Ecopleat Green
Page 77



Pleated Compact Filter
Airopac® Green
Page 78



Pleated Compact Filter
Riga-Flo
Page 79



Pleated Compact Filter
Riga-Flo P
Page 80



Pleated Compact Filter
3CPM Aeropac
Page 81




Pleated Compact Filter
3HCP8 Aeropac
Page 82

Bag and Compact Filters, Class F5 to F9

Bag Filters Glass Fibre

Hi-Flo® M-Series



Advantages

- Large surface area
- Saves energy - optimised design (LCC)
- Comprehensive range of standard sizes
- Controlled media spacing (CMS)
- Certified performance

Application: Air conditioning applications.

Type: Extended surface multi pocket bag filter.

Frame: Galvanised steel.

Media: Glass Fibre.

EN 779:2002 filter class: F6, F7, F8, F9.

ASHRAE 52.2:1999 filter class: MERV 11, MERV 13, MERV 14, MERV 15.

Recommended final pressure drop: 450 Pa (suggested economical change point 250Pa).

Temperature: 70°C maximum in continuous service.

Holding frames: Front and side access housings and frames are available, Type 8 and FC Housings.

Fire rating: UL 900 Class 2.


Reference	Model	Dimensions (WxHxD) mm	Filter classification EN 779:2002	Number of Pockets	Media area m ²	Air flow / pressure drop m ³ /hr/Pa	Unit weight kg	Unit volume m ³
3100001	M6	592 x 592 x 635	F6	12	9	3400/65	3.30	0.05
3100002	N6	490 x 592 x 635	F6	10	7.4	2800/65	3.00	0.03
3100003	O6	287 x 592 x 635	F6	6	4.6	1700/65	2.00	0.05
3100029	M7	592 x 592 x 635	F7	12	9	3400/85	3.30	0.05
3100030	N7	490 x 592 x 635	F7	10	7.4	2800/85	3.00	0.05
3100031	O7	287 x 592 x 635	F7	6	4.5	1700/85	2.00	0.03
3100057	M8	592 x 592 x 635	F8	12	9	3400/130	3.30	0.05
3100058	N8	490 x 592 x 635	F8	10	7.4	2800/130	3.00	0.05
3100059	O8	287 x 592 x 635	F8	6	4.6	1700/130	1.80	0.03
3105006	M9	592 x 592 x 635	F9	12	9	3400/130	3.30	0.05
3105009	N9	490 x 592 x 635	F9	10	7.4	2800/130	3.00	0.05
3105007	O9	287 x 592 x 635	F9	6	4.6	1700/130	1.80	0.03

* 20mm header frame is available on request.

Bag and Compact Filters, Class F5 to F9

Bag Filters Glass Fibre

Hi-Flo® P-Series



Advantages

- Large surface area
- Low pressure drop
- Comprehensive range of standard sizes
- Controlled media spacing (CMS)
- Certified performance

Application: Air conditioning applications.

Type: Extended surface multi pocket bag filter.

Frame: Galvanised steel.

Media: Glass Fibre.

EN 779:2002 efficiency: F6, F7, F8, F9.

ASHRAE 52.2.1999 efficiency: MERV 11, MERV 13, MERV 14, MERV 15.

Recommended final pressure drop: 450 Pa (suggested economical change point 250 Pa).

Temperature: 70°C maximum in continuous service.

Holding frames: Front and side access housings and frames are available, Type 8 and FC Housings.

Fire rating: UL 900 Class 2.


Reference	Model	Dimensions (WxHxD) mm	Filter classification EN 779:2002	Number of Pockets	Media area m ²	Air flow / pressure drop m ³ /hr/Pa	Unitweight kg	Unit volume m ³
3100009	P6	592 x 592 x 534	F6	10	6.5	3400/70	2.9	0.05
3100010	Q6	490 x 592 x 534	F6	8	5.2	2800/70	2.4	0.05
3100011	R6	287 x 592 x 534	F6	5	3.3	1700/70	1.5	0.03
3100037	P7	592 x 592 x 534	F7	10	6.5	3400/105	2.6	0.05
3100038	Q7	490 x 592 x 534	F7	8	5.2	2800/105	2.4	0.05
3100039	R7	287 x 592 x 534	F7	5	3.3	1700/105	1.6	0.03
3100065	P8	592 x 592 x 534	F8	10	6.5	3400/150	2.4	0.05
3100066	Q8	490 x 592 x 534	F8	8	5.2	2800/145	2.4	0.05
3100067	R8	287 x 592 x 534	F8	5	3.3	1700/140	1.5	0.03
3105008	P9	592 x 592 x 534	F9	10	6.5	3400/150	2.4	0.05
3105010	Q9	490 x 592 x 534	F9	8	5.2	2800/145	2.4	0.05
3105011	R9	287 x 592 x 534	F9	5	3.3	1700/140	1.5	0.03

* 20mm header frame is available on request.

Bag and Compact Filters, Class F5 to F9

Bag Filters Glass Fibre

Hi-Flo® U-Series



Advantages

- Large surface area
- Comprehensive range of standard sizes
- Controlled media spacing (CMS)
- High dust holding capacity
- Robust construction
- Certified performance

Application: Comfort air conditioning applications, prefilter applications.

Type: Multi pocket bag filter.

Case: Galvanised steel.

Media: Glass Fibre.

EN 779:2002 filter class: F6, F7, F8, F9.

ASHRAE 52.2:1999 filter class: MERV 11, MERV 13, MERV 14, MERV 15.

Recommended final pressure drop: 450 Pa (suggested economical change point 250 Pa).

Temperature: 70°C maximum in continuous service.

Holding frames: Front and side access housings and frames are available, Type 8, and FC Housings.

Fire rating: UL 900 Class 2.


Reference	Model	Dimensions (WxHxD) mm	Filter classification EN 779:2002	Number of pockets	Media area m ²	Air flow / pressure drop m ³ /hr/Pa	Unit weight kg	Unit volume m ³
3100013	UF6	592 x 592 x 600	F6	8	6	3400/70	2.9	0.05
3100014	UG6	490 x 592 x 600	F6	6	4.5	2800/70	2.4	0.05
3100015	UH6	287 x 592 x 600	F6	4	3	1700/70	1.5	0.03
3100041	UF7	592 x 592 x 600	F7	8	6	3400/115	2.9	0.05
3100042	UG7	490 x 592 x 600	F7	6	4.5	2800/115	2.4	0.05
3100043	UH7	287 x 592 x 600	F7	4	3	1700/115	1.5	0.03
3100069	UF8	592 x 592 x 600	F8	8	6	3400/145	2.9	0.05
3100070	UG8	490 x 592 x 600	F8	6	4.5	2800/145	2.4	0.05
3100071	UH8	287 x 592 x 600	F8	4	3	1700/145	1.5	0.03
3105012	UF9	592 x 592 x 600	F9	8	6	3400/145	2.9	0.05
3105013	UG9	490 x 592 x 600	F9	6	4.5	2800/145	2.4	0.05
3105014	UH9	287 x 592 x 600	F9	4	3	1700/145	1.5	0.03

* 20mm header frame is available on request.

Bag and Compact Filters, Class F5 to F9

Bag Filters Glass Fibre

Hi-Flo® A-Series



Advantages

- Comprehensive range of standard sizes
- Robust construction
- Controlled media spacing (CMS)
- High dust holding capacity

Application: Comfort air conditioning applications, prefilter applications.

Type: Multi pocket bag filter.

Frame: Galvanised steel.

Media: Glass Fibre.

EN 779:2002 filter class: F5, F6, F7, F8.

ASHRAE 52.2:1999 filter class: MERV 10, MERV 11, MERV 13, MERV 14.

Recommended final pressure drop: 450 Pa (suggested economical change point 250 Pa).

Temperature: 70°C maximum in continuous service.

Holding frames: Front and side access housings and frames are available, Type 8, and FC Housings.

Recommended fire rating: UL 900 Class 2.


Reference	Model	Dimensions (WxHxD) mm	Filter classification EN 779:2002	Number of pockets	Media area m ²	Air flow / pressure drop m ³ /hr/Pa	Unit weight kg	Unit volume m ³
3100085	A5	592 x 592 x 600	F5	6	4.5	3400/55	2.4	0.05
3100086	B5	490 x 592 x 600	F5	5	3.6	2800/55	2.1	0.05
3100087	C5	287 x 592 x 600	F5	3	2.3	1700/55	1.5	0.03
3100017	A6	592 x 592 x 600	F6	6	4.5	3400/80	2.4	0.05
3100018	B6	490 x 592 x 600	F6	5	3.6	2800/85	2.1	0.05
3100019	C6	287 x 592 x 600	F6	3	2.3	1700/80	1.5	0.03
3100045	A7	592 x 592 x 600	F7	6	4.5	3400/150	2.4	0.05
3100046	B7	490 x 592 x 600	F7	5	3.6	2800/155	2.1	0.05
3100047	C7	287 x 592 x 600	F7	3	2.3	1700/150	1.5	0.03
3100073	A8	592 x 592 x 600	F8	6	4.5	2700/175	2.4	0.05
3100074	B8	490 x 592 x 600	F8	5	3.6	2250/180	2.1	0.05
3100075	C8	287 x 592 x 600	F8	3	2.3	1350/170	1.5	0.03

* 20mm header frame is available on request.

Bag and Compact Filters, Class F5 to F9

Bag Filters Glass Fibre

Hi-Flo® T-Series



Advantages

- Large surface area
- Ultra compact
- Low pressure drop
- Controlled media spacing (CMS)
- High dust holding capacity

Application: Air conditioning applications.

Type: Compact multi-pocket bag filter.

Frame: Galvanised steel.

Media: Glass Fibre.

EN 779:2002 filter class: F6, F7, F8.

ASHRAE 52.2:1999 filter class: MERV 11, MERV 13, MERV 14.

Recommended final pressure drop: 450 Pa (suggested economical change point 250 Pa).

Temperature: 70°C maximum in continuous service.

Holding frames: Front and side access housings and frames are available, Type 8, and FC Housings.

Fire rating: UL 900 Class 2.


Reference	Model	Dimensions (WxHxD) mm	Filter classification EN 779:2002	Number of pockets	Media area m ²	Air flow / pressure drop m ³ /hr/Pa	Unitweight kg	Unit volume m ³
3100025	TM6	592 x 592 x 380	F6	12	5.5	3400/90	2.3	0.05
3100026	TN6	490 x 592 x 380	F6	10	4.6	2800/90	2.2	0.05
3100027	TO6	287 x 592 x 380	F6	6	2.7	1700/90	1.4	0.03
3100053	TM7	592 x 592 x 380	F7	12	5.5	3400/130	2.3	0.05
3100054	TN7	490 x 592 x 380	F7	10	4.6	2800/130	2.1	0.05
3100055	TO7	287 x 592 x 380	F7	6	2.7	1700/130	1.4	0.03
3100081	TM8	592 x 592 x 380	F8	12	5.5	3400/205	2.3	0.05
3100082	TN8	490 x 592 x 380	F8	10	4.6	2800/205	2.0	0.05
3100083	TO8	287 x 592 x 380	F8	6	2.7	1700/205	1.4	0.03

* 20mm header frame is available on request.

Bag and Compact Filters, Class F5 to F9

Bag Filters Glass Fibre

Hi-Flo® Green



Advantages

- Large surface area
- Low pressure drop
- Incinerable
- Controlled media spacing (CMS)
- Certified performance
- No metal parts

Application: Air conditioning applications.

Type: Extended surface multi pocket bag filter.

Header Frame: Plastic.

Media: Glass Fibre.

EN 779:2002 filter class: F5, F6, F7, F8, F9.

ASHRAE 52.2:1999 filter class: MERV 10, MERV 11, MERV 13, MERV 14, MERV 15.

Recommended final pressure drop: 450 Pa (suggested economical change point 250 Pa).

Temperature: 70°C maximum in continuous service.

Holding frames: Front and side access housings and frames are available, Type 8 and FC Housings.

Reference	Model	Dimensions (WxHxD) mm	Filter classification EN 779:2002	Number of Pockets	Media area m ²	Air flow / pressure drop m ³ /hr/Pa	Unit weight kg	Unit volume m ³
3106401	A5	592 x 592 x 600	F5	6	4.5	3400/55	2.4	0.05
3106402	B5	490 x 592 x 600	F5	5	3.6	2800/55	2.1	0.05
3106403	C5	287 x 592 x 600	F5	3	2.3	1700/55	1.5	0.03
3106004	A6	592 x 592 x 600	F6	6	4.5	3400/80	2.4	0.05
3106005	B6	490 x 592 x 600	F6	5	3.6	2800/85	2.1	0.05
3106006	C6	287 x 592 x 600	F6	3	2.3	1700/80	1.5	0.03
3106104	A7	592 x 592 x 600	F7	6	4.5	3400/150	2.4	0.05
3106105	B7	490 x 592 x 600	F7	5	3.6	2800/155	2.1	0.05
3106106	C7	287 x 592 x 600	F7	3	2.3	1700/150	1.5	0.03
3106204	A8	592 x 592 x 600	F8	6	4.5	2700/175	2.4	0.05
3106205	B8	490 x 592 x 600	F8	5	3.6	2250/180	2.1	0.05
3106206	C8	287 x 592 x 600	F8	3	2.3	1350/170	1.5	0.03
3106001	P6	592 x 592 x 534	F6	10	6.5	3400/70	2.9	0.05
3106002	Q6	490 x 592 x 534	F6	8	5.2	2800/70	2.4	0.05
3106003	R6	287 x 592 x 534	F6	5	3.3	1700/70	1.5	0.03
3106101	P7	592 x 592 x 534	F7	10	6.5	3400/105	2.6	0.05
3106102	Q7	490 x 592 x 534	F7	8	5.2	2800/105	2.4	0.05
3106103	R7	287 x 592 x 534	F7	5	3.3	1700/105	1.6	0.03
3106201	P8	592 x 592 x 534	F8	10	6.5	3400/150	2.4	0.05
3106202	Q8	490 x 592 x 534	F8	8	5.2	2800/145	2.4	0.05
3106203	R8	287 x 592 x 534	F8	5	3.3	1700/140	1.5	0.03
3106301	P9	592 x 592 x 534	F9	10	6.5	3400/150	2.4	0.05
3106302	Q9	490 x 592 x 534	F9	8	5.2	2800/145	2.4	0.05
3106303	R9	287 x 592 x 534	F9	5	3.3	1700/140	1.5	0.03

As part of our continuous improvement, Camfil Farr reserve the right to change specifications without notice.

Plot 9A and 9B, Lorong Bemban 1, Bemban Industrial Estate,
31000 Batu Gajah, Perak Darul Ridzuan
Tel: +6 05 366 8888 Fax: +6 05 366 8880
www.camfilfarr.com



Bag and Compact Filters, Class F5 to F9

Bag Filters Synthetic Media

S-Flo P Series



Advantages

- Extended surface multi-pocket filter
- Comprehensive range of standard sizes
- Unique pocket design
- High efficiency
- Large surface area
- Controlled media spacing (CMS)

Application: Air conditioning applications.

Type: Extended surface multi pocket bag filter.

Case: Galvanised steel.

Media: Synthetic Fibres.

EN 779:2002 filter class: F6, F7, F8.

ASHRAE 52.2:1999 filter class: MERV 11, MERV 13, MERV 14.

Recommended final pressure drop: 450 Pa (suggested economical change point 250 Pa).

Temperature: 70°C maximum in continuous service.

Holding frames: Front and side access housings and frames are available, Type 8 and FC Housings.

Fire rating: UL 900 Class 2.


Reference	Model	Dimensions (WxHxD) mm	Filter classification EN 779:2002	Number of pockets	Media area m ²	Air Flow / pressure drop m ³ /hr/Pa	Unit weight (kg)	Unit volume m ³
3300009	P6	592 x 592 x 534	F6	10	6.5	3400/65	2.7	0.05
3300010	Q6	490 x 592 x 534	F6	8	5.2	2800/65	2.4	0.05
3300011	R6	287 x 592 x 534	F6	5	3.2	1700/65	1.6	0.03
3300033	P7	592 x 592 x 534	F7	10	6.5	3400/75	2.7	0.05
3300034	Q7	490 x 592 x 534	F7	8	5.2	2800/75	2.4	0.05
3300035	R7	287 x 592 x 534	F7	5	3.2	1700/75	1.6	0.03
3300057	P8	592 x 592 x 534	F8	10	6.5	3400/95	2.7	0.05
3300058	Q8	490 x 592 x 534	F8	8	5.2	2800/95	2.4	0.05
3300059	R8	287 x 592 x 534	F8	5	3.2	1700/95	1.6	0.03

* 20mm header frame is available on request.

Bag and Compact Filters, Class F5 to F9

Bag Filters Synthetic Media

S-Flo U Series



Advantages

- Multi-pocket bag filter
- Comprehensive range of standard sizes
- Robust metal header frame
- Unique pocket design
- Large surface area
- Controlled media spacing (CMS)

Application: Air conditioning applications.

Type: Extended surface multi pocket bag filter.

Case: Galvanised steel.

Media: Synthetic Fibres.

EN 779:2002 filter class: F6, F7, F8.

ASHRAE 52.2:1999 filter class: MERV 11, MERV 13, MERV 14.

Recommended final pressure drop: 450 Pa (suggested economical change point 250 Pa).

Temperature: 70°C maximum in continuous service.

Holding frames: Front and side access housings and frames are available, Type 8 and FC Housings.

Fire rating: UL 900 Class 2.

Reference	Model	Dimensions (WxHxD) mm	Filter classification EN 779:2002	Number of pockets	Media area m ²	Air flow / pressure drop m ³ /hr/Pa	Unit weight kg	Unit volume m ³
3300013	UF6	592 x 592 x 600	F6	8	6	3400/70	2.8	0.05
3300014	UG6	490 x 592 x 600	F6	6	4.5	2800/70	2.4	0.05
3300015	UH6	287 x 592 x 600	F6	4	3	1700/70	1.6	0.03
3300037	UF7	592 x 592 x 600	F7	8	6	3400/80	2.8	0.05
3300038	UG7	490 x 592 x 600	F7	6	4.5	2800/80	2.4	0.05
3300039	UH7	287 x 592 x 600	F7	4	3	1700/80	1.6	0.03
3300061	UF8	592 x 592 x 600	F8	8	6	3400/100	2.8	0.05
3300062	UG8	490 x 592 x 600	F8	6	4.5	2800/100	2.4	0.05
3300063	UH8	287 x 592 x 600	F8	4	3	1700/100	1.6	0.03

* 20mm header frame is available on request.

Bag and Compact Filters, Class F5 to F9

Bag Filters Synthetic Media

S-Flo A Series



Advantages

- Multi-pocket bag filter
- Comprehensive range of standard sizes
- Robust metal header frame
- Unique pocket design
- Available in a range of efficiencies

Application: Comfort air conditioning applications, prefilter applications.

Type: Multi pocket bag filter.

Case: Galvanised steel.

Media: Synthetic Fibres.

EN 779:2002 filter class: F5, F6, F7, F8.

ASHRAE 52.2:1999 filter class: MERV 10, MERV 11, MERV 13, MERV 14.

Recommended final pressure drop: 450 Pa (suggested economical change point 250 Pa).

Temperature: 70°C maximum in continuous service.

Holding frames: Front and side access housings and frames are available, Type 8 and FC Housings.

Fire rating: UL 900 Class 2.

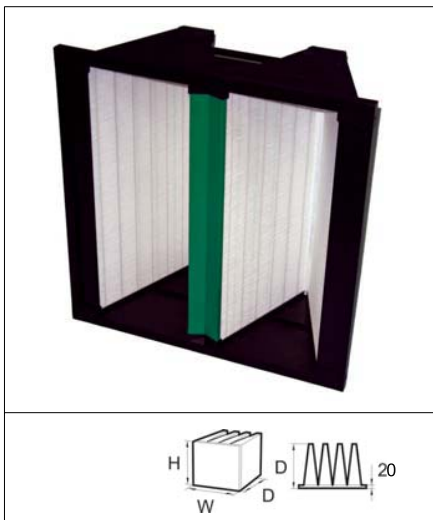
Reference	Model	Dimensions (WxHxD) mm	Filter classification EN 779:2002	Number of pockets	Media area m ²	Air flow / pressure drop m ³ /hr/Pa	Unitweight kg	Unit volume m ³
3300073	A5	592 x 592 x 600	F5	6	4.5	3400/60	2.4	0.05
3300074	B5	490 x 592 x 600	F5	5	3.6	2700/60	2	0.05
3300075	C5	287 x 592 x 600	F5	3	2.3	1700/60	1.5	0.03
3300017	A6	592 x 592 x 600	F6	6	4.5	3400/90	2.4	0.05
3300018	B6	490 x 592 x 600	F6	5	3.6	2800/90	2	0.05
3300019	C6	287 x 592 x 600	F6	3	2.3	1700/90	1.5	0.03
3300041	A7	592 x 592 x 600	F7	6	4.5	3400/110	2.4	0.05
3300042	B7	490 x 592 x 600	F7	5	3.6	2800/110	2	0.05
3300043	C7	287 x 592 x 600	F7	3	2.3	1700/110	1.5	0.05
3300065	A8	592 x 592 x 600	F8	6	4.7	3400/135	2.4	0.05
3300066	B8	490 x 592 x 600	F8	5	3.6	2800/135	2	0.05
3300067	C8	287 x 592 x 600	F8	3	2.3	1700/135	1.5	0.03

* 20mm header frame is available on request.

Bag and Compact Filters, Class F5 to F9

Compact Filter

Opakfil 2V



Advantages

- Integrity of a rigid minipleat performance in an energy saving lightweight design.
- No metal parts
- Incinerable
- Unaffected by varying airflow, excellent for VAV systems

Description: High efficiency, V-style air filter in an all plastic enclosing frame.

Typical applications: Built-up filter banks, rooftops, split systems, free-standing units, package systems and air handlers.

EN 779:2002 filter class: F6, F7, F8.

ASHRAE 52.2:1999 filter class: MERV 11, MERV 13, MERV 14.

Media: Microfine glass media in a mini-pleat design formed into multiple V-bank media packs.

Frame: ABS.

Recommended final pressure drop: 450 Pa (suggested economical change point 250 Pa).

Temperature: Maximum continuous operating temperature of 70° C.

Fire rating: UL 900 Class 2.


Reference	Model	Dimensions (WxHxD) mm	Filter classification EN 779:2002	Media area m ²	Air Flow / Pressure drop m ³ /hr/Pa	Unit weight kg	Unit Volume m ³
2480001	Opakfil 2V-242412-60	594x594x280	F6	9.6	3400/65	3.3	0.13
2480002	Opakfil 2V-242012-60	594x492x280	F6	7.6	2800/65	2.8	0.13
2480003	Opakfil 2V-241212-60	594x289x280	F6	4.2	1700/74	2.1	0.06
2480004	Opakfil 2V-242412-90	594x594x280	F7	9.6	3400/109	3.3	0.13
2480005	Opakfil 2V-242012-90	594x492x280	F7	7.6	2800/112	2.8	0.13
2480006	Opakfil 2V-241212-90	594x289x280	F7	4.2	1700/129	2.1	0.06
2480007	Opakfil 2V-242412-95	594x594x280	F8	9.6	3400/140	3.3	0.13
2480008	Opakfil 2V-242012-95	594x492x280	F8	7.6	2800/143	2.8	0.13
2480009	Opakfil 2V-241212-95	594x289x280	F8	4.2	1700/165	2.1	0.06

*25mm header frame is available on request.

Bag and Compact Filters, Class F5 to F9

Compact Filter

Opakfil Green



Advantages

- Long operating life
- Light and robust
- Large surface area
- Incinerable
- Certified performance optimised for LCC
- No metal parts

Application: Air conditioning applications and prefiltration for clean rooms.

Type: High efficiency, incinerable filter.

Frame: ABS.

Media: Glass fibre paper.

Separator: Hot-melt beads.

Sealant: Polyurethane.

EN 779:2002 filter class: F6, F7, F8, F9.

ASHRAE 52.2:1999 filter class: MERV 11, MERV 13, MERV 14, MERV 15.

Recommended final pressure drop: 450 Pa (suggested economical change point 350 Pa).


Temperature: 70°C maximum in continuous service.

Mounting system: Front and side access housing and frames are available, Type 8 and FC housings.

Fire rating: UL 900 Class 2.

Reference	Model	Dimensions (WxHxD) mm	Filter classification EN 779:2002	Media area m ²	Air flow / pressure drop m ³ /hr/Pa	Unit weight kg	Unit volume m ³
2400001	3OPGHF-242412-60	592 x 592 x 290	F6	19	4250/100	5	0.13
2400002	3OPGHF-242012-60	592 x 490 x 290	F6	15	3400/100	4	0.13
2400003	3OPGHF-241212-60	592 x 287 x 290	F6	9	2125/110	3	0.06
2400004	3OPGHF-242412-90	592 x 592 x 290	F7	19	4250/110	5	0.13
2400005	3OPGHF-242012-90	592 x 490 x 290	F7	15	3400/110	4	0.13
2400006	3OPGHF-241212-90	592 x 287 x 290	F7	9	2125/135	3	0.06
2400007	3OPGHF-242412-95	592 x 592 x 290	F8	19	4250/130	5	0.13
2400008	3OPGHF-242012-95	592 x 490 x 290	F8	15	3400/130	4	0.13
2400009	3OPGHF-241212-95	592 x 287 x 290	F8	9	2125/150	3	0.06
2400010	3OPGHF-242412-98	592 x 592 x 290	F9	19	4250/160	5	0.13
2400011	3OPGHF-242012-98	592 x 490 x 290	F9	15	3400/160	4	0.13
2400012	3OPGHF-241212-98	592 x 287 x 290	F9	9	2125/160	3	0.06

Opakfil CC



Advantages

- Robust construction
- Long operating life
- Light and robust
- Large surface area
- Incinerable
- No metal parts

Application: Air conditioning applications and prefiltration for clean rooms.

Type: High efficiency, incinerable filter.

Frame: ABS.

Media: Glass fibre paper.

Separator: Hot-melt beads.

Sealant: Polyurethane.

EN 779:2002 filter class: F6, F7, F8, F9.

ASHRAE 52.2:1999 filter class: MERV 11, MERV 13, MERV 14, MERV 15.

Recommended final pressure drop: 450 Pa (suggested economical change point 350 Pa).

Temperature: 70°C maximum in continuous service.

Mounting system: Front and side access housing and frames are available, Type 8 and FC housings.

Fire rating: UL 900 Class 2.

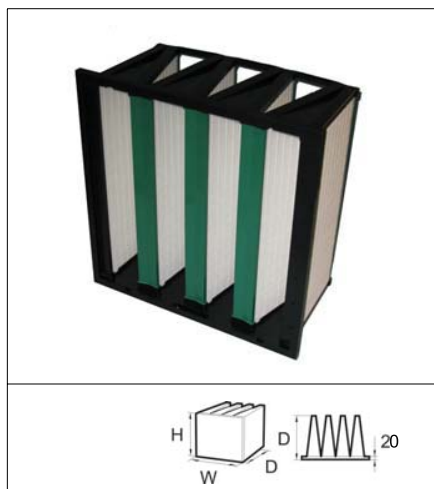
Reference	Model	Dimensions (WxHxD) mm	Filter classification EN 779:2002	Media area m ²	Air flow / pressure drop m ³ /hr/Pa	Unit weight kg	Unit volume m ³
2410001	3OPCCHF-242412-60	592x592x290	F6	14.3	3400/92	5	0.13
2410002	3OPCCHF-242012-60	592x490x290	F6	11.3	2800/95	4	0.13
2410003	3OPCCHF-241212-60	592x287x290	F6	6.8	1700/92	3	0.06
2410004	3OPCCHF-242412-90	592x592x290	F7	14.3	3400/96	5	0.13
2410005	3OPCCHF-242012-90	592x490x290	F7	11.3	2800/99	4	0.13
2410006	3OPCCHF-241212-90	592x287x290	F7	6.8	1700/96	3	0.06
2410007	3OPCCHF-242412-95	592x592x290	F8	14.3	3400/116	5	0.13
2410008	3OPCCHF-242012-95	592x490x290	F8	11.3	2800/119	4	0.13
2410009	3OPCCHF-241212-95	592x287x290	F8	6.8	1700/136	3	0.06
2410010	3OPCCHF-242412-98	592x592x290	F9	14.3	3400/160	5	0.13
2410011	3OPCCHF-242012-98	592x490x290	F9	11.3	2800/165	4	0.13
2410012	3OPCCHF-241212-98	592x287x290	F9	6.8	1700/180	3	0.06

* 20mm header frame is available on request.

Bag and Compact Filters, Class F5 to F9

Compact Filter

Durafil® ES



Advantages

- Longest lasting high efficiency filter
- Lowest Life-Cycle Cost (LCC) filter available
- Built-in spacer for pleated prefilters
- Lowest initial pressure drop of any ASHRAE grade high efficiency air filter
- Fine fiber ensures that filter will maintain its efficiency throughout its life in the system

Description: High capacity, high efficiency, V-style air filter in an all plastic enclosing frame.

Typical applications: Built-up filter banks, rooftops, split systems, free-standing units, package systems and air handlers.

EN 779:2002 filter class: F6, F7, F8, F9.

ASHRAE 52.2:1999 filter class: MERV 11, MERV 13, MERV 14, MERV 15.

Media: Microfine glass media in a minipleat design formed into multiple V-bank media packs.

Recommended final pressure drop: 450 Pa (suggested economical change point 250 Pa).

Temperature: Maximum continuous operating temperature of 70° C.


Fire rating: UL 900 Class 2.

Reference	Model	Dimension (H x W x D) mm	Filter classification EN 779:2002	Media area m ²	Air flow / pressure drop m ³ /hr/Pa
2490001	DU4V-ES-242412-F6	594 x 594 x 315	F6	18.3	3400/55
2490002	DU4V-ES-202412-F6	492 x 594 x 315	F6	15.0	2550/55
2490003	DU4V-ES-122412-F6	289 x 594 x 315	F6	8.3	1700/55
2490004	DU4V-ES-242412-F7	594 x 594 x 315	F7	18.3	3400/70
2490005	DU4V-ES-202412-F7	492 x 594 x 315	F7	15.0	2550/70
2490006	DU4V-ES-122412-F7	289 x 594 x 315	F7	8.3	1700/70
2490007	DU4V-ES-242412-F8	594 x 594 x 315	F8	18.3	3400/78
2490008	DU4V-ES-202412-F8	492 x 594 x 315	F8	15.0	2550/78
2490009	DU4V-ES-122412-F8	289 x 594 x 315	F8	8.3	1700/78
2490010	DU4V-ES-242412-F9	594 x 594 x 315	F9	18.3	3400/160
2490011	DU4V-ES-202412-F9	492 x 594 x 315	F9	15.0	2550/160
2490012	DU4V-ES-122412-F9	289 x 594 x 315	F9	8.3	1700/160

Bag and Compact Filters, Class F5 to F9

Compact Filter

Durafil® ESB



Advantages

- Dual headers for front loading filter installations
- Lowest Life-Cycle Cost (LCC) filter available
- Fine fiber ensures that the filter will maintain efficiency throughout its life in the system
- Lowest initial pressure drop of any dual header box style air filter
- Built-in spacer for pleated prefilters

Description: High capacity, high efficiency, V-style air filter in an all plastic enclosing frame.

Typical applications: Built-up filter banks, rooftops, split systems, free-standing units, package systems and air handlers that require a filter with dual headers.

EN 779:2002 filter class: F6, F7, F8, F9.

ASHRAE 52.2:1999 filter class: MERV 11, MERV 13, MERV 14, MERV 15.

Media: Microfine glass media in a mini-pleat design formed into multiple V-bank media packs.

Recommended final pressure drop: 450 Pa (suggested economical change point 250 Pa).

Temperature: Maximum continuous operating temperature of 70° C.


Fire rating: UL 900 Class 2.

Reference	Model	Dimension (H x W x D) mm	Filter classification EN 779:2002	Media area m ²	Air flow / pressure drop m ³ /hr/Pa
2495001	DU4V-ESB-242412-F6	594 x 594 x 315	F6	18.3	3400/65
2495002	DU4V-ESB-242012-F6	492 x 594 x 315	F6	15.0	2550/65
2495003	DU4V-ESB-241212-F6	289 x 594 x 315	F6	8.3	1700/65
2495004	DU4V-ESB-242412-F7	594 x 594 x 315	F7	18.3	3400/80
2495005	DU4V-ESB-242012-F7	492 x 594 x 315	F7	15.0	2550/80
2495006	DU4V-ESB-241212-F7	289 x 594 x 315	F7	8.3	1700/80
2495007	DU4V-ESB-242412-F8	594 x 594 x 315	F8	18.3	3400/85
2495008	DU4V-ESB-242012-F8	492 x 594 x 315	F8	15.0	2550/85
2495009	DU4V-ESB-241212-F8	289 x 594 x 315	F8	8.3	1700/85
2495010	DU4V-ESB-242412-F9	594 x 594 x 315	F9	18.3	3400/155
2495011	DU4V-ESB-242012-F9	492 x 594 x 315	F9	15.0	2550/155
2495012	DU4V-ESB-241212-F9	289 x 594 x 315	F9	8.3	1700/155

Bag and Compact Filters, Class F5 to F9

High Efficiency Panel

OpakAir



Advantages

- Large surface area
- Up to 6000 m³/hr air flow
- Less frequent changes
- Low pressure drop

Application: High air flow air conditioning and process air applications.

Type: High capacity compact filter.

Case: Galvanised steel.

Gasket: Endless polyurethane.

Media: Glass fibre paper.

Separator: Hot-melt beads.

Sealant: Polyurethane.

EN 779:2002 filter class: F7, F8.

ASHRAE 52.2:1999 filter class: MERV 13, MERV 14.

Recommended final pressure drop: 450 Pa (suggested economical change point 250 Pa).

Temperature: 70°C maximum in continuous service.

Mounting System: Front and side access housings and safechange systems are available.

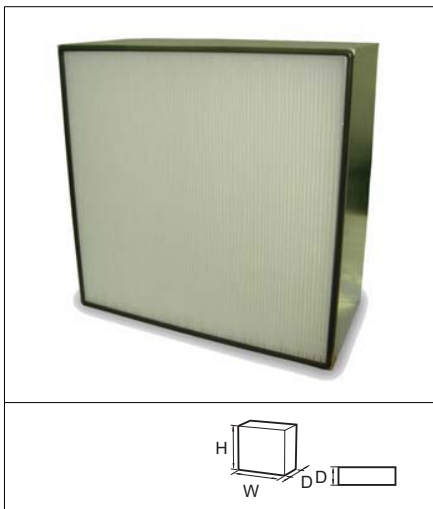
Fire rating: DIN 53438 Class F1.

Reference	Model	Dimensions (WxHxD) mm	Filter classification EN 779:2002	Media area m ²	Air flow / pressure drop m ³ /hr/Pa	Unit weight kg	Unit volume m ³
2420003	Opakair-90	610 x 610 x 292	F7	21.4	4500/105	21	0.13
2420004	Opakair-90	305 x 610 x 292	F7	14	2250/105	12	0.07
2420005	Opakair-95	610 x 610 x 292	F8	21.4	4500/130	21	0.13
2420006	Opakair-95	305 x 610 x 292	F8	8.6	2250/130	12	0.07

Bag and Compact Filters, Class F5 to F9

High Efficiency Panel

Airopac® 3GGM



Advantages

- Large surface area
- Savings in operating costs
- Less frequent changes
- Ultra compact
- High dust holding capacity

Application: Air conditioning or industrial processing systems and for mini air conditioning systems, individual modules.

Type: High efficiency compact filter.

Frame: Galvanised steel.

Media: Glass fibre paper.

Separator: Hot-melt beads.

EN 779:2002 filter class: F6, F7 and F8.

ASHRAE 52.2:1999 filter class: MERV 11, MERV 13 and MERV 14.

Recommended final pressure drop: 450 Pa (suggested economical change point 250 Pa).

Temperature: 70°C maximum in continuous service.

Fire rating: DIN 53438 Class F1.


Reference	Model	Dimensions (WxHxD) mm	Filter classification EN 779:2002	Media area m ²	Air Flow / pressure drop m ³ /hr/Pa	Unit weight kg	Unit volume m ³
2100001	3GGM-24246-60	610 x 610 x 150	F6	12.3	3400/66	6.8	0.06
2100002	3GGM-20246-60	508 x 610 x 150	F6	10.3	2850/67	5.7	0.06
2100003	3GGM-12246-60	305 x 610 x 150	F6	6.1	1700/68	4	0.03
2100004	3GGM-20206-60	508 x 508 x 150	F6	8.6	2375/67	5	0.06
2100009	3GGM-24246-90	610 x 610 x 150	F7	12.3	3400/100	6.8	0.06
2100010	3GGM-20246-90	508 x 610 x 150	F7	10.3	2850/100	5.7	0.06
2100011	3GGM-12246-90	305 x 610 x 150	F7	6.1	1700/101	4	0.03
2100012	3GGM-20206-90	508 x 508 x 150	F7	8.6	2375/100	5	0.06
2100017	3GGM-24246-95	610 x 610 x 150	F8	12.3	3400/131	6.8	0.06
2100018	3GGM-20246-95	508 x 610 x 150	F8	10.3	2850/132	5.7	0.06
2100019	3GGM-12246-95	305 x 610 x 150	F8	6.1	1700/133	4	0.03
2100020	3GGM-20206-95	508 x 508 x 150	F8	8.6	2375/132	5	0.08

* Other sizes are available on request.

Bag and Compact Filters, Class F5 to F9

High Efficiency Panel

Airopac® 3GGMHF



Advantages

- Large surface area
- Savings in operating costs
- Less frequent changes
- Ultra compact
- High dust holding capacity

Application: Air conditioning or industrial processing systems and for mini air conditioning systems, individual modules.

Type: High efficiency compact filter.

Frame: Galvanised steel.

Media: Glass fibre paper.

Separator: Hot-melt beads.

EN 779:2002 filter class: F6, F7 and F8.

ASHRAE 52.2:1999 filter class: MERV 11, MERV 13 and MERV 14.

Recommended final pressure drop: 450 Pa (suggested economical change point 250 Pa).

Temperature: 70°C maximum in continuous service.

Fire rating: DIN 53438 Class F1.

Reference	Model	Dimensions (WxHxD) mm	Filter classification EN 779:2002	Media area m ²	Air Flow / pressure drop m ³ /hr/Pa	Unit weight kg	Unit volume m ³
2120001	3GGMHF-24245-60	592x592x135	F6	10.3	3400/86	6.8	0.07
2120002	3GGMHF-20245-60	490x592x135	F6	8.3	2850/91	5.7	0.07
2120003	3GGMHF-12245-60	287x592x135	F6	4.5	1700/105	3.8	0.04
2120004	3GGMHF-20205-60	490x490x135	F6	6.8	2375/94	5	0.07
2120005	3GGMHF-24245-90	592x592x135	F7	10.3	3400/125	6.8	0.07
2120006	3GGMHF-20245-90	490x592x135	F7	8.3	2850/131	5.7	0.07
2120007	3GGMHF-12245-90	287x592x135	F7	4.5	1700/149	3.8	0.04
2120008	3GGMHF-20205-90	490x490x135	F7	6.8	2375/135	5	0.07
2120009	3GGMHF-24245-95	592x592x135	F8	10.3	3400/164	6.8	0.07
2120010	3GGMHF-20245-95	490x592x135	F8	8.3	2850/172	5.7	0.07
2120011	3GGMHF-12245-95	287x592x135	F8	4.5	1700/195	3.8	0.04
2120012	3GGMHF-20205-95	490x490x135	F8	6.8	2375/177	5	0.07

* other sizes are available on request.

Bag and Compact Filters, Class F5 to F9

High Efficiency Panel

Ecopleat Green



Advantages

- Large surface area
- Long operating life
- Ultra compact
- High dust holding capacity
- Less frequent changes

Application: Air conditioning or industrial processing systems and for mini air conditioning systems, individual modules, ventilation equipment.

Type: High efficiency compact filter.

Frame: Plastic frame.

Media: Wet-laid glass fibre paper.

Separator: Hot melt glue.

Sealant: Polyurethane.

EN 779:2002 filter class: F6, F7, F8.

ASHRAE 52.2:1999 filter class: MERV 11, MERV 13, MERV 14.

Recommended final pressure drop: 350 Pa.

Temperature: 70°C.

Relative humidity: 100% RH.

Reference	Model	Dimensions (WxHxD) mm	Filter classification EN 779:2002	Media area m ²	Air flow/ pressure drop m ³ /h/Pa	Unit weight kg	Unit volume m ³
23465200C	3GPPS-12242-F6	287x592x48	F6	2.9	1500/85	2	0.01
23665400C	3GPPS-20242-F6	490x592x48	F6	4.9	2450/85	2.5	0.015
23465500C	3GPPS-24242-F6	592x592x48	F6	5.9	3000/85	3	0.02
23675200C	3GPPS-12242-F7	287x592x48	F7	2.9	1500/140	2	0.01
23675400C	3GPPS-20242-F7	490x592x48	F7	4.9	2450/140	2.5	0.015
23675500C	3GPPS-24242-F7	592x592x48	F7	5.9	3000/140	3	0.02
23685200C	3GPPS-12242-F8	287x592x48	F8	2.9	1500/195	2	0.01
23685400C	3GPPS-20242-F8	490x592x48	F8	4.9	2450/195	2.5	0.015
23485500C	3GPPS-24242-F8	592x592x48	F8	5.9	3000/195	3	0.02
23765200C	3GPPS-12244-F6	287x592x96	F6	4.8	2250/155	3	0.02
23765400C	3GPPS-20244-F6	490x592x96	F6	9.9	3700/155	3.5	0.03
23765500C	3GPPS-24244-F6	592x592x96	F6	11.9	4500/155	4	0.04
23775200C	3GPPS-12244-F7	287x592x96	F7	5.8	2250/185	3	0.02
23775400C	3GPPS-20244-F7	490x592x96	F7	9.9	3700/185	3.5	0.03
23775500C	3GPPS-24244-F7	592x592x96	F7	11.9	4500/185	4	0.04
23785200C	3GPPS-12244-F8	287x592x96	F8	5.8	2250/240	3	0.02
23785400C	3GPPS-20244-F8	490x592x96	F8	9.9	3700/240	3.5	0.03
23785500C	3GPPS-24244-F8	592x592x96	F8	11.9	4500/240	4	0.04

*Other sizes are available on request

Bag and Compact Filters, Class F5 to F9

Pleated Compact Filter

Airopac® Green



Advantages

- Low pressure drop
- Water resistant beverage board
- Large surface area
- Incinerable
- Rigid design concept
- High dust holding capacity

Application: Air conditioning applications and preparatory filtration in clean rooms.

Type: High efficiency compact filter.

Frame: Rigid water resistance beverage cardboard.

Media: Glass fibre paper.

Separator: Hot-melt beads.

Sealant: Polyurethane.

EN 779:2002 filter class: F6, F7, F8.

ASHRAE 52.2:1999 filter class: MERV 11, MERV 13, MERV 14.

Recommended final pressure drop: 450 Pa (suggested economical change point 250 Pa).

Temperature: 70°C maximum in continuous service.

Mounting system: Front and side access housing and frames are available.

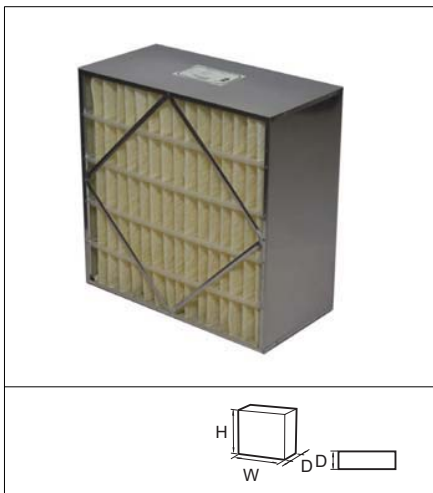
Holding frames: Type 8 and FC Housings.

Reference	Model	Dimensions (WxHxD) mm	Filter classification EN 779:2002	Media area m ²	Air Flow / pressure drop m ³ /hr/Pa	Unit weight kg	Unit volume m ³
2700001	3GP-24244-60	594 x 594 x 95	F6	11.8	3400/71	3	0.034
2700002	3GP-20244-60	492 x 594 x 95	F6	9.7	2810/71	2.5	0.028
2700003	3GP-12244-60	289 x 594 x 95	F6	5.7	1645/84	1.6	0.016
2700004	3GP-20204-60	492 x 492 x 95	F6	8	2325/75	2.1	0.023
2700013	3GP-24244-90	594 x 594 x 95	F7	11.8	3400/134	3.1	0.034
2700014	3GP-20244-90	492 x 492 x 95	F7	9.7	2810/138	2.5	0.028
2700015	3GP-12244-90	289 x 594 x 95	F7	5.7	1645/158	1.6	0.016
2700016	3GP-20204-90	492 x 492 x 95	F7	8	2325/142	2.1	0.023
2700025	3GP-24244-95	594 x 594 x 95	F8	11.8	3400/154	3.1	0.034
2700026	3GP-20244-95	492 x 594 x 95	F8	9.7	2810/159	2.5	0.028
2700027	3GP-12244-95	289 x 594 x 95	F8	5.7	1645/179	1.6	0.016
2700028	3GP-20204-95	492 x 492 x 95	F8	8	2325/163	2.1	0.023

Bag and Compact Filters, Class F5 to F9

Pleated Compact Filter

Riga-Flo



Advantages

- Range of standard sizes
- High efficiency
- Rigid design concept
- Suitable for turbulent airflow

Application: Air conditioning applications.

Type: Rigid pleated filter.

Case: Galvanised steel.

Media: Glass fibre.

EN 779:2002 filter class: F6, F7, F8.

ASHRAE 52.2:1999 filter class: MERV 11, MERV 13, MERV 14.

Recommended final pressure drop: 450 Pa (suggested economical change point 250 Pa).

Temperature: 70°C maximum in continuous service.

Holding frames: Front and side access housings and frames are available.

Fire rating: UL 900 Class 2.

Reference	Model	Dimensions (WxHxD) mm	Filter classification EN 779:2002	Media area m ²	Air flow / pressure drop m ³ /hr/Pa	Unitweight kg	Unit volume m ³
96026001	RF15 CL2 24x24x12	594 x 594 x 292	F6	5.39	3400/78	5.5	0.1
96026005	RF15 CL2 24x12x12	289 x 594 x 292	F6	2.69	1700/78	5.0	0.1
97293001	RF15 CL2 24x24x6	594 x 594 x 149	F6	2.69	2040/50	5.5	0.05
97293005	RF15 CL2 24x12x6	289 x 594 x 149	F6	1.3	1020/50	3.5	0.03
96026002	RF100 CL2 24x24x12	594 x 594 x 292	F7	5.39	3400/103	5.5	0.1
96026006	RF100 CL2 24x12x12	289 x 594 x 292	F7	2.69	1700/103	3.5	0.05
97293002	RF100 CL2 24x24x6	594 x 594 x 149	F7	2.69	2040/108	5.5	0.05
97293015	RF 100 CL2 24x12x6	594 x 292 x 149	F7	2.69	1020/108	5.5	0.03
96026003	RF200 CL2 24x24x12	594 x 594 x 292	F8	5.39	3400/133	5.5	0.1
96026007	RF200 CL2 24x12x12	289 x 594 x 292	F8	2.69	1700/133	3.5	0.05
97293003	RF200 CL2 24x24x6	594 x 594 x 149	F8	2.69	2040/150	5.5	0.05
97293007	RF200 CL2 24x12x6	289 x 594 x 149	F8	1.3	1020/150	3.5	0.03


*Other sizes available on request

*PH version available (with header frame)

Bag and Compact Filters, Class F5 to F9

Pleated Compact Filter

Riga-Flo P



Advantages

- Range of standard sizes
- Rigid design concept
- High efficiency
- Suitable for turbulent airflow

Application: Air conditioning applications.

Type: Rigid pleated filter.

Frame: Galvanised steel.

Media: Synthetic.

EN 779:2002 filter class: F7, F8.

ASHRAE 52.2:1999 filter class: MERV 13, MERV 14.

Recommended final pressure drop: 450 Pa (suggested economical change point 250 Pa).

Temperature: 70°C maximum in continuous service.

Holding frames: Front and side access housings and frames are available.


Fire rating: UL 900 Class 2.

Reference	Model	Dimensions (WxHxD) mm	Filter classification EN 779:2002	Media area m ²	Air flow / pressure drop m ³ /hr/Pa	Unit weight kg	Unit volume m ³
122556003	RFP85 CL2 24x24x12	594 x 594 x 292	F7	5.39	3400/70	7.7	0.1
122556013	RFP85 CL2 24x12x12	289 x 594 x 292	F7	2.6	1700/70	4.55	0.05
122556023	RFP85 CL2 24x20x12	492 x 594 x 292	F7	4.37	2822/70	5.77	0.09
122556033	RFP85 CL2 20x20x12	492 x 492 x 292	F7	3.62	2380/70	5.77	0.07
122556004	RFP95 CL2 24x24x12	594 x 594 x 292	F8	5.39	3400/90	7.7	0.1
122556014	RFP95 CL2 24x12x12	289 x 594 x 292	F8	2.6	1700/90	4.55	0.05
122556024	RFP95 CL2 24x20x12	492 x 594 x 292	F8	4.37	2822/90	5.77	0.09
122556034	RFP95 CL2 20x20x12	492 x 492 x 292	F8	3.62	2380/90	5.77	0.07

Bag and Compact Filters, Class F5 to F9

Pleated Compact Filter

3CPM Aeropac



Advantages

- Robust design
- Fine fibre ensures that filter maintains its efficiency throughout its life in the system
- Large dust holding capacity
- Suitable for variable airflow

Description: High efficiency box style air filter with wet-laid paper style media in an all-metal enclosing frame.

Applications: Built-up filter banks, rooftops, split systems, free-standing units, package systems and air handlers.

Type: Rigid pleated filter.

Frame: Galvanised steel.

EN 779:2002 filter class: F6, F7, F8.

ASHRAE 52.2:1999 filter class: MERV 11, MERV 13, MERV 14.

Media: Microfine glass media formed into full pack depth pleats separated by corrugated aluminum separators.

Recommended final pressure drop: 450 Pa (suggested economical change point 250Pa).

Temperature: 70°C.


Fire rating: UL 900 Class 1.

Reference	Model	Dimensions (WxHxD) mm	Filter classification EN 779:2002	Media area m ²	Air flow / pressure drop m ³ /hr/Pa	Unit weight kg	Unit volume m ³
2155001	3CPM-65-242412	592 x 592 x 292	F6	12.3	3400/110	8.6	0.1
2155002	3CPM-65-241212	287 x 592 x 292	F6	5.8	1700/110	6.4	0.05
2156001	3CPM-85-242412	592 x 592 x 292	F7	12.3	3400/147	8.6	0.1
2156002	3CPM-85-241212	287 x 592 x 292	F7	5.8	1700/147	6.4	0.05
2157003	3CPM-95-242412	592 x 592 x 292	F8	12.3	3400/160	8.6	0.1
2157002	3CPM-95-241212	287 x 592 x 292	F8	5.8	1700/160	6.4	0.05
2150002	3CPM-242412-60	610 x 610 x 292	F6	15.7	3400/77	8.6	0.11
2150001	3CPM-122412-60	305 x 610 x 292	F6	7.8	1700/77	6.4	0.05
2151007	3CPM-242412-90	610 x 610 x 292	F7	15.7	3400/114	8.6	0.11
2151008	3CPM-122412-90	305 x 610 x 292	F7	7.8	1700/114	6.4	0.05
2152003	3CPM-242412-95	610 x 610 x 292	F8	15.7	3400/136	8.6	0.11
2152004	3CPM-122412-95	305 x 610 x 292	F8	7.8	1700/136	6.4	0.05

Bag and Compact Filters, Class F5 to F9

Pleated Compact Filter

3HCP8 Aeropac



Advantages

- Fine fiber ensures that filter maintains its efficiency throughout its life in the system
- Suitable for variable airflow
- High dust holding capacity
- Robust design

Description: High efficiency box style air filter with wet-laid paper style media in an all-metal enclosing frame.

Applications: Built-up filter banks, rooftops, split systems, free-standing units, package systems and air handlers.

Type: Rigid pleated filter.

Frame: Galvanised steel.

EN 779:2002 filter class: F6, F7, F8.

ASHRAE 52.2:1999 filter class: MERV 11, MERV 13, MERV 14.

Media: Microfine glass media formed into full pack depth pleats separated by corrugated aluminum.

Recommended final pressure drop: 450 Pa (suggested economical change point 250Pa).

Temperature: Maximum continuous operating temperature of 90° C.

Fire Rating: UL 900 Class 1.

Reference	Model	Dimensions (WxHxD) mm	Filter classification EN 779:2002	Media area m ²	Air flow / pressure drop m ³ /hr/Pa	Unit weight kg	Unit volume m ³
2135001	3HCP8-65-242412 AEROPAC	592 x 592 x 292	F6	10.8	3400/113	8.6	0.1
2135002	3HCP8-65-122412 AEROPAC	287 x 592 x 292	F6	5	1700/113	6.4	0.05
2136001	3HCP8-85-242412 AEROPAC	592 x 592 x 292	F7	10.8	3400/150	8.6	0.1
2136002	3HCP8-85-241212 AEROPAC	287 x 592 x 292	F7	5	1700/150	6.4	0.05
2137001	3HCP8-95-242412 AEROPAC	592 x 592 x 292	F8	10.8	3400/163	8.6	0.1
2137002	3HCP8-95-241212 AEROPAC	287 x 592 x 292	F8	5	1700/163	6.4	0.05
2130002	3CPMHF-122412-60	287 x 592 x 292	F6	5.6	1700/95	6.4	0.05
2130003	3CPMHF-242412-60	592 x 592 x 292	F6	13.1	3400/95	8.6	0.1
2131001	3CPMHF-242412-90	592 x 592 x 292	F7	13.1	3400/134	8.6	0.1
2131002	3CPMHF-122412-90	287 x 592 x 292	F7	5.6	1700/134	6.4	0.05
2132001	3CPMHF-242412-95	592 x 592 x 292	F8	13.1	3400/158	8.6	0.1
2132002	3CPMHF-122412-95	287 x 592 x 292	F8	5.6	1700/158	6.4	0.05

Summary HEPA / ULPA Filters, Class H10 to U17



Filters for High Efficiency
Micretain MDE11/MXE11/
GGE11/TRE11
Page 84



Filters for High Efficiency
Micretain MDS11/MXS11/
GGS11/TRS11
Page 85



Filters for High Efficiency
Absolute MDE13/MXE13/
GGE13/TRE13
Page 86



Filters for High Efficiency
Absolute MDS13/MXS13/
GGS13/TRS13
Page 87



Filters for High Efficiency
MegaFlo
Page 88



Filters for High Efficiency
Opakfil G Micretain - H10
Page 89



Filters for High Efficiency
Opakfil Absolute H13
Page 90



Filters for High Efficiency
Sofilair - H11, H13, H14
Page 91



Filters for High Efficiency
Sofilair Green - H10, H12,
H13, H14
Page 92



Megalam MD, MX, MG
Page 93



HEPA/ULPA Panels
Megalam MD - H13 to U15
Page 96



HEPA/ULPA Panels
Megalam MX - H14 to U15
Page 97



HEPA/ULPA Panels
Megalam MG - H14 to U15
Page 98



HEPA/ULPA Panels
Megalam (Laminator) MDL,
MXL, MGL - H14 to U15
Page 99




HEPA/ULPA Panels
Silent Hood HD/HL
- H13 to U15
Page 100, 102



HEPA/ULPA Panels
CPXRG - H13
Page 104

Micretain MDE11/MXE11/GGE11/TRE11



Advantages

- Range of standard sizes
- Very high efficiency
- Compact design

Application: Very high efficiency final filtration, in air conditioning systems, housings-ducts or diffusers.

Type: Close pleated very high efficiency filter.

Frame: Electro Zinc.

Gasket: Endless polyurethane gasket at inlet.

Media: Pleated glass paper.

Separator: Hot melt beads.

Sealant: Polyurethane.

EN 1822 filter class: H11.

MPPS efficiency: $\geq 95\%$.

DOP efficiency: $\geq 99\%$.

Recommended final pressure drop: 500 Pa.

Maximum flow rate: Nominal flow rate, otherwise reduction in efficiency.

Temperature: 70°C maximum in continuous service.


Mounting systems: FCB Housings, Ducts, Diffusers, CAMSAFE.

Fire rating: DIN 53438 Class F1.

Reference	Type	Model	Dimensions (WxHxD) mm	Filter classification EN 1822	Media area m ²	Air flow / pressure drop m ³ /hr/Pa	Unit weight kg	Unit volume m ³
1400501	Micretain	MDE11-1200-10/00	1219 x 610 x 150	H11	17.7	2380/125	18	0.14
1400502	Micretain	MDE11-980-10/00	914 x 610 x 150	H11	13.3	1790/125	15	0.11
1400503	Micretain	MDE11-830-10/00	762 x 610 x 150	H11	11.1	1490/125	13.5	0.09
1400504	Micretain	MDE11-600-10/00	610 x 610 x 150	H11	8.9	1190/125	12	0.07
1400505	Micretain	MDE11-500-10/00	575 x 575 x 150	H11	7.8	1055/125	11	0.07
1400506	Micretain	MDE11-300-10/00	457 x 457 x 150	H11	4.9	660/125	10	0.04
1400507	Micretain	MDE11-220-10/00	305 x 610 x 150	H11	4.4	590/125	6	0.04
1400508	Micretain	MDE11-110-10/00	305 x 305 x 150	H11	2.2	290/125	4	0.02
1400551	Micretain	MXE11-1200-10/00	1219 x 610 x 150	H11	24.8	3120/125	18	0.14
1400552	Micretain	MXE11-980-10/00	914 x 610 x 150	H11	18.6	2335/125	15	0.11
1400553	Micretain	MXE11-830-10/00	762 x 610 x 150	H11	15.5	1950/125	13.5	0.09
1400554	Micretain	MXE11-600-10/00	610 x 610 x 150	H11	12.4	1560/125	12	0.07
1400555	Micretain	MXE11-500-10/00	575 x 575 x 150	H11	11	1385/125	11	0.07
1400556	Micretain	MXE11-300-10/00	457 x 457 x 150	H11	6.9	865/125	10	0.04
1400557	Micretain	MXE11-220-10/00	305 x 610 x 150	H11	6.1	770/125	6	0.04
1400558	Micretain	MXE11-110-10/00	305 x 305 x 150	H11	3	380/125	4	0.02
1400651	Micretain	GGE11-1250-10/00	762 x 610 x 292	H11	18	2380/125	16	0.18
1400652	Micretain	GGE11-1000-10/00	610 x 610 x 292	H11	14.4	1900/125	12.5	0.13
1400653	Micretain	GGE11-725-10/00	457 x 610 x 292	H11	10.8	1420/125	9.9	0.13
1400654	Micretain	GGE11-450-10/00	305 x 610 x 292	H11	7.2	950/125	7.2	0.07
1400701	Micretain	TRE11-1250-10/00	762 x 610 x 292	H11	27	2975/125	16.2	0.18
1400702	Micretain	TRE11-1000-10/00	610 x 610 x 292	H11	21.8	2380/125	13	0.13
1400703	Micretain	TRE11-725-10/00	457 x 610 x 292	H11	16.4	1780/125	10	0.11
1400704	Micretain	TRE11-450-10/00	305 x 610 x 292	H11	10.9	1190/125	7.2	0.07

* Other sizes are available on request.

Micretain MDS11/MXS11/GGS11/TRS11



Advantages

- Range of standard sizes
- Very high efficiency
- Compact design
- Incinerable

Application: Very high efficiency final filtration.

Type: Close pleated very high efficiency filter.

Frame: Medium Density Fibre (MDF) board.

Gasket: Endless polyurethane gasket at inlet.

Media: Pleated glass paper.

Separator: Hot melt beads.

Sealant: Polyurethane.

EN 1822 filter class: $\geq 95\%$.

DOP efficiency: $\geq 99\%$.

Recommended final pressure drop: 500 Pa.

Maximum flow rate: Nominal flow rate, otherwise reduction in efficiency.

Temperature: 70°C maximum in continuous service.

Mounting systems: FCB Housings.


Reference	Type	Model	Dimensions (WxHxD) mm	Filter classification EN 1822	Media area m ²	Air flow / pressure drop m ³ /hr/Pa	Unit weight kg	Unit volume m ³
1400751	Micretain	MDS11-1200-10/00	1219 x 610 x 150	H11	16.5	2220/125	18	0.14
1400752	Micretain	MDS11-980-10/00	914 x 610 x 150	H11	12.3	1650/125	15	0.11
1400753	Micretain	MDS11-830-10/00	762 x 610 x 150	H11	10.1	1370/125	13.5	0.09
1400754	Micretain	MDS11-600-10/00	610 x 610 x 150	H11	8	1080/125	12	0.07
1400755	Micretain	MDS11-500-10/00	575 x 575 x 150	H11	7.1	950/125	11	0.07
1400756	Micretain	MDS11-300-10/00	457 x 457 x 150	H11	4.3	580/125	10	0.04
1400757	Micretain	MDS11-220-10/00	305 x 610 x 150	H11	3.8	505/125	6	0.04
1400758	Micretain	MDS11-110-10/00	305 x 305 x 150	H11	1.8	236/125	4	0.02
1400801	Micretain	MXS11-1200-10/00	1219 x 610 x 150	H11	23	2900/125	18	0.14
1400802	Micretain	MXS11-980-10/00	914 x 610 x 150	H11	17.1	2150/125	15	0.11
1400803	Micretain	MXS11-830-10/00	762 x 610 x 150	H11	14.2	1788/125	12	0.09
1400804	Micretain	MXS11-600-10/00	610 x 610 x 150	H11	11.2	1410/125	12	0.07
1400805	Micretain	MXS11-500-10/00	575 x 575 x 150	H11	9.9	1245/125	11	0.07
1400806	Micretain	MXS11-300-10/00	457 x 457 x 150	H11	6	760/125	10	0.04
1400807	Micretain	MXS11-220-10/00	305 x 610 x 150	H11	5.3	668/125	6	0.04
1400808	Micretain	MXS11-110-10/00	305 x 305 x 150	H11	2.5	310/125	4	0.02
1400901	Micretain	GGs11-1250-10/00	762 x 610 x 292	H11	16.6	2180/125	16.5	0.18
1400902	Micretain	GGs11-1000-10/00	610 x 610 x 292	H11	13.1	1735/125	13	0.13
1400903	Micretain	GGs11-725-10/00	457 x 610 x 292	H11	9.6	1265/125	9.6	0.13
1400904	Micretain	GGs11-450-10/00	305 x 610 x 292	H11	6.2	815/125	7.2	0.07
1400951	Micretain	TRS11-1250-10/00	762 x 610 x 292	H11	25	2725/125	16.2	0.18
1400952	Micretain	TRS11-1000-10/00	610 x 610 x 292	H11	19.8	2170/125	13	0.13
1400953	Micretain	TRS11-725-10/00	457 x 610 x 292	H11	14.4	1585/125	10	0.13
1400954	Micretain	TRS11-450-10/00	305 x 610 x 292	H11	9.2	1015/125	7.2	0.07

* Other sizes are available on request.

HEPA / ULPA Filters, Class H10 to U17

Filters for High Efficiency

Absolute MDE13/MXE13/GGE13/TRE13



Advantages

- Range of standard size
- Very high efficiency
- Compact design

Application: Very high efficiency final filtration, in air conditioning systems, housing-ducts or diffusers.

Type: Close pleated very high efficiency filter.

Frame: Electro zinc.

Gasket: Endless polyurethane gasket at inlet.

Media: Pleated glass paper.

Separator: Hot melt.

EN 1822 filter class: H13.

MPPS efficiency: $\geq 99.95\%$.

DOP efficiency: $\geq 99.99\%$.

Recommended final pressure drop: 500 Pa.

Maximum flow rate: Nominal flow rate, otherwise reduction in efficiency.

Temperature: 70°C maximum in continuous service.

Mounting systems: FCB Housings, Ducts, Diffusers, CAMSAFE.

Fire rating: DIN 53438 Class F1.


Reference	Type	Model	Dimensions (WxHxD) mm	Filter classification EN 1822	Air flow / pressure drop m ³ /hr/Pa	Media area m ²	Unit weight kg	Unit volume m ³
1400001	Absolute	MDE13-1200-10/00	1219 x 610 x 150	H13	2618/250	19.7	18	0.14
1400002	Absolute	MDE13-980-10/00	914 x 610 x 150	H13	1958/250	14.7	15	0.11
1400003	Absolute	MDE13-830-10/00	762 x 610 x 150	H13	1635/250	12.3	13.5	0.09
1400004	Absolute	MDE13-600-10/00	610 x 610 x 150	H13	1305/250	9.8	12	0.07
1400005	Absolute	MDE13-500-10/00	575 x 575 x 150	H13	1161/250	8.7	11	0.07
1400006	Absolute	MDE13-300-10/00	457 x 457 x 150	H13	726/250	5.5	10	0.04
1400007	Absolute	MDE13-220-10/00	305 x 610 x 150	H13	645/250	4.9	6	0.04
1400008	Absolute	MDE13-110-10/00	305 x 305 x 150	H13	317/250	2.4	4	0.02
1400051	Absolute	MXE13-1200-10/00	1219 x 610 x 150	H13	3131/250	27.1	18	0.14
1400052	Absolute	MXE13-980-10/00	914 x 610 x 150	H13	2348/250	20.1	15	0.11
1400053	Absolute	MXE13-830-10/00	762 x 610 x 150	H13	1957/250	16.7	13.5	0.09
1400054	Absolute	MXE13-600-10/00	610 x 610 x 150	H13	1565/250	13.4	12	0.07
1400055	Absolute	MXE13-500-10/00	575 x 575 x 150	H13	1384/250	12	11	0.07
1400056	Absolute	MXE13-300-10/00	457 x 457 x 150	H13	867/250	7.4	10	0.04
1400057	Absolute	MXE13-220-10/00	305 x 610 x 150	H13	773/250	6.6	6	0.04
1400058	Absolute	MXE13-110-10/00	305 x 305 x 150	H13	380/250	3.2	4	0.02
1400151	Absolute	GGE13-1250-10/00	762 x 610 x 292	H13	2251/250	19.6	16.6	0.18
1400152	Absolute	GGE13-1000-10/00	610 x 610 x 292	H13	1804/250	15.7	14.2	0.13
1400153	Absolute	GGE13-725-10/00	457 x 610 x 292	H13	1340/250	11.7	11.8	0.13
1400154	Absolute	GGE13-450-10/00	305 x 610 x 292	H13	893/250	7.8	9.4	0.07
1400201	Absolute	TRE13-1250-10/00	762 x 610 x 292	H13	3100/250	29.4	18	0.18
1400202	Absolute	TRE13-1000-10/00	610 x 610 x 292	H13	2485/250	23.5	15.4	0.13
1400203	Absolute	TRE13-725-10/00	457 x 610 x 292	H13	1850/250	17.5	12.6	0.13
1400204	Absolute	TRE13-450-10/00	305 x 610 x 292	H13	1230/250	11.7	9.9	0.07

* Other sizes are available on request.

HEPA / ULPA Filters, Class H10 to U17

Filters for High Efficiency

Absolute MDS13/MXS13/GGS13/TRS13



Advantages

- Range of standard sizes
- Very high efficiency
- Compact design
- Incinerable

Application: Very high efficiency final filtration, in air conditioning systems, housing-ducts or diffusers.

Type: Close pleated very high efficiency filter.

Frame: Medium Density Fibre (MDF) Board.

Gasket: Endless polyurethane gasket at inlet.

Media: Pleated glass paper.

Separator: Hot melt.

Sealant: Polyurethane.

EN 1822 filter class: H13.

MPPS efficiency: $\geq 99.95\%$.

DOP efficiency: $\geq 99.99\%$.

Recommended final pressure drop: 500 Pa.

Maximum flow rate: Nominal flow rate, otherwise reduction in efficiency.

Temperature: 70°C maximum in continuous service.

Mounting systems: FCB Housings, Ducts, Diffusers, CAMSAFE.

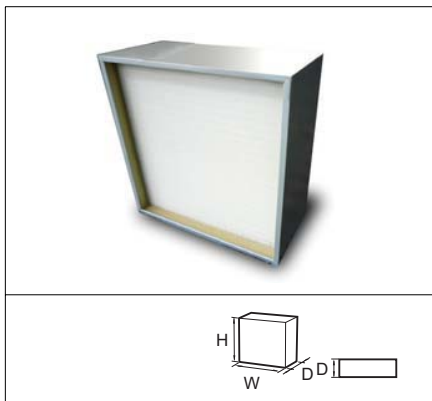
Reference	Type	Model	Dimensions (WxHxD) mm	Filter classification EN 1822	Air flow / pressure drop m ³ /hr/Pa	Media area m ²	Unit weight kg	Unit volume m ³
1400251	Absolute	MDS13-1200-10/00	1219 x 610 x 150	H13	2434/250	18.3	18	0.14
1400252	Absolute	MDS13-980-10/00	914 x 610 x 150	H13	1805/250	13.6	15	0.11
1400253	Absolute	MDS13-830-10/00	762 x 610 x 150	H13	1497/250	11.3	13.5	0.09
1400254	Absolute	MDS13-600-10/00	610 x 610 x 150	H13	1183/250	8.9	12	0.07
1400255	Absolute	MDS13-500-10/00	575 x 575 x 150	H13	1046/250	7.9	11	0.07
1400256	Absolute	MDS13-300-10/00	457 x 457 x 150	H13	636/250	4.8	10	0.04
1400257	Absolute	MDS13-220-10/00	305 x 610 x 150	H13	553/250	4.2	6	0.04
1400258	Absolute	MDS13-110-10/00	305 x 305 x 150	H13	258/250	1.9	4	0.02
1400301	Absolute	MXS13-1200-10/00	1219 x 610 x 150	H13	2912/250	24.9	18	0.14
1400302	Absolute	MXS13-980-10/00	914 x 610 x 150	H13	2166/250	18.5	15	0.11
1400303	Absolute	MXS13-830-10/00	762 x 610 x 150	H13	1793/250	15.3	13.5	0.09
1400304	Absolute	MXS13-600-10/00	610 x 610 x 150	H13	1419/250	12.1	12	0.07
1400305	Absolute	MXS13-500-10/00	575 x 575 x 150	H13	1247/250	10.7	10	0.07
1400306	Absolute	MXS13-300-10/00	457 x 457 x 150	H13	760/250	6.5	8	0.04
1400307	Absolute	MXS13-220-10/00	305 x 610 x 150	H13	664/250	5.7	6	0.04
1400308	Absolute	MXS13-110-10/00	305 x 305 x 150	H13	310/250	2.7	4	0.02
1400401	Absolute	GGs13-1250-10/00	762 x 610 x 292	H13	2075/250	18.1	16	0.18
1400402	Absolute	GGs13-1000-10/00	610 x 610 x 292	H13	1635/250	14.2	12.5	0.13
1400403	Absolute	GGs13-725-10/00	457 x 610 x 292	H13	1210/250	10.5	9.9	0.13
1400404	Absolute	GGs13-450-10/00	305 x 610 x 292	H13	770/250	6.7	7	0.07
1400451	Absolute	TRS13-1250-10/00	762 x 610 x 292	H13	2855/250	27.1	16.2	0.18
1400452	Absolute	TRS13-1000-10/00	610 x 610 x 292	H13	2250/250	21.3	13	0.13
1400453	Absolute	TRS13-725-10/00	457 x 610 x 292	H13	1670/250	15.8	10	0.13
1400454	Absolute	TRS13-450-10/00	305 x 610 x 292	H13	1060/250	10.1	7.2	0.07

*Other sizes are available on request.

HEPA / ULPA Filters, Class H10 to U17

Filters for High Efficiency

MegaFlo



Advantages

- High air flow applications
- High efficiency
- High quality glass fibre media
- Flexibility in size

Application: HEPA-filter for high air flows.

Type: HEPA-Filter.

Frame: Electro zinc.

Gasket: Endless polyurethane at inlet.

Media: Glass fibre.

Separators: Hot melt beads.

Sealant: Polyurethane.

Faceguard: Expanded metal on both sides powder coated with RAL 9016.

EN 1822 filter class: H13, H14.

MPPS Efficiency: H13: ≥99.95%, H14: ≥99.995%.

DOP efficiency: ≥99.99%, >99.999%

Recommended final pressure drop: 500 Pa.

Temperature / Humidity: 70° C / 100% RH.

Fire rating: DIN 53438 Class F1.


Reference	Model	Dimensions (WxHxD) mm	Filter classification EN 1822	Air flow / pressure drop m³/hr/Pa	Media area m²	Unit weight kg	Unit volume m³
1408010	MegaFlo MFE13-305*610-10/22	305x610x292	H13	1500/250	19.8	12.7	0.075
1408011	MegaFlo MFE13-610*610-10/22	610x610x292	H13	3000/250	39.9	20.9	0.143
1408009	MegaFlo MFE13-762*610-10/22	762x610x292	H13	3750/250	50.1	24.9	0.178
1408012	MegaFlo MFE14-305*610-10/22	305x610x292	H14	1300/250	19.8	12.8	0.075
1408013	MegaFlo MFE14-610*610-10/22	610x610x292	H14	2600/250	39.9	21	0.143
1408014	MegaFlo MFE14-762*610-10/22	762x610x292	H14	3300/250	50.1	25.1	0.178

*Other sizes and frames are available on request.

HEPA / ULPA Filters, Class H10 to U17

Filters for High Efficiency

Opakfil G Micretain - H10



Advantages

- Easy to install
- Up to 4000 m³/hr air flow
- Incinerable
- Low weight

Application: Final filtration in air conditioning systems, industrial processes.

Type: Very high efficiency, incinerable, compact filter.

Frame: Polypropylene and ABS.

Media: Glass fibre paper.

Separator: Hot-melt beads.

Sealant: Polyurethane.

EN 1822 filter class: H10.

MPPS efficiency: > 85%.

DOP efficiency: > 95%.

Recommended final pressure drop: 450 Pa.

Maximum flow rate: See table, use nominal values otherwise a reduction in efficiency may occur.

Temperature: 70°C maximum in continuous service.

Holding Frames: Front and side access housings and frames are available. Type 8 and FC housings.

Reference	Model	Dimensions (WxHxD) mm	Filter classification EN 1822	Media area m ²	Air flow / pressure drop m ³ /hr/Pa	Unit weight kg	Unit volume m ³
2430001	7OPGHF-242412	592 x 592 x 290	H10	18.5	4000/250	5	0.13
2430002	7OPGHF-242012	592 x 490 x 290	H10	15.2	2850/250	4	0.13
2430003	7OPGHF-241212	592 x 287 x 290	H10	8.4	1700/250	3	0.06

* Gasket available on request.

Opakfil Absolute H13



Advantages

- Easy to install
- Low weight
- Incinerable

Application: Final filtration in air conditioning systems, industrial processes.

Type: Very high efficiency, incinerable, compact filter.

Frame: Polypropylene and ABS.

Gasket: Endless polyurethane gasket at downstream.

Media: Glass fibre paper.

Separator: Polyurethane.

EN1822 filter class: H13.

MPPS efficiency: >99.95%

DOP efficiency: >99.99%.

Recommended pressure drop: 450 Pa.

Maximum flow rate: See table, use nominal values otherwise a reduction in efficiency may occur.

Temperature: 70°C maximum in continuous service.


Holding Frames: Front and side access housings and frames are available. Type 8 and FC housings.

Reference	Type	Model	Dimensions (WxHxD) mm	Filter classification EN 1822	Media area m ²	Air flow / Pressure drop m ³ /hr/Pa	Unit weight kg	Unit volume m ³
2440001	Opakfil Absolute	1OPGHF-242412-01	592 x 592 x 292	H13	29.6	3000/250	5	0.13
2440002	Opakfil Absolute	1OPGHF-241212-01	592 x 287 x 292	H13	13.1	1350/250	3	0.06
2440003	Opakfil Absolute	1OPGHF-242012-01	592 x 490 x 292	H13	24.2	2450/250	4	0.13

HEPA / ULPA Filters, Class H10 to U17

Filters for High Efficiency

Sofilair - H11, H13, H14



Advantages

- High air flow rates, up to 5000 m³/hr
- Tested in accordance with EN 1822
- Handle to assist with filter changes
- High filter surface area offers low pressure drop for energy savings and longer life

Application: Very high efficiency final filtration in air conditioning systems, housings and diffusers.

Type: High air flow HEPA filter.

Frame: Galvanised steel.

Media: Glass fibre paper.

Separator: Hot-melt beads.

Sealant: Polyurethane.

Gasket: Endless polyurethane gasket.

EN 1822 filter class: H11, H13 and H14.

MPPS efficiency: H11:>95%, H13:>99.95%, H14:> 99.995%.

DOP efficiency: ≥ 99,9%, 99,99%,99,999%,

Recommended final pressure drop: 600 Pa.

Maximum air flow rate: See table, use nominal values otherwise a reduction in efficiency may occur.

Temperature: 70°C maximum in continuous service.

Mounting systems: Front and side access filter frames, FC Housings, terminal housings and safe change systems.

Fire rating: DIN 53438 class F1.

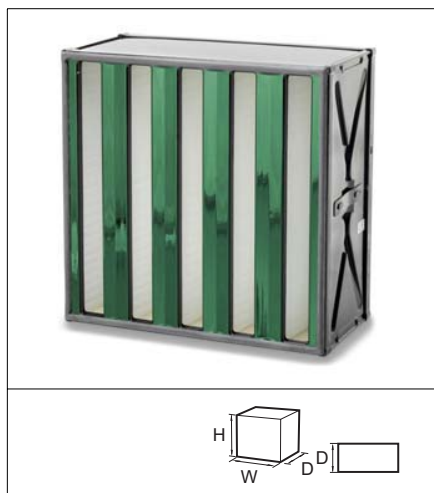
Reference	Model	Dimensions (WxHxD) mm	Filter classification EN 1822	Media area m ²	Air flow / Pressure drop m ³ /hr/Pa	Unit weight kg	Unit volume m ³
1700006	Micretain, 1570.01	610 x 610 x 292	H11	35	5000/250	23	0.11
1700007	Micretain, 1573.02	610 x 610 x 292	H11	21	4000/250	20	0.11
1700008	Micretain, 1575.02	305 x 610 x 292	H11	14	2000/250	14	0.05
1700009	Micretain, 1577.01	595 x 595 x 292	H11	38	4200/250	22	0.11
1700010	Micretain, 1578.01	289 x 595 x 292	H11	16	1700/250	13	0.05
1700001	Absolute, 1560.02	610 x 610 x 292	H13	40	4000/250	23	0.11
1700002	Absolute, 1560.01	610 x 610 x 292	H13	33	3400/250	20	0.11
1700003	Absolute, 1565.01	305 x 610 x 292	H13	16	1700/250	13	0.05
1700004	Absolute, 1567.01	595 x 595 x 292	H13	38	3200/250	22	0.11
1700005	Absolute, 1568.01	289 x 595 x 292	H13	16	1300/250	12	0.05
1700011	HEPA, 1560.02.06	610 x 610 x 292	H14	40	3000/250	23	0.11
1700013	HEPA, 1565.01.02	305 x 610 x 292	H14	16	1500/250	20	0.11
1700016	HEPA, 1560.02.99	610 x 610 x 292	H14	40	3400/250	23	0.11
1700018	HEPA, 1565.01.99	305 x 610 x 292	H14	16	1700/250	13	0.05

*Other sizes, stainless steel or aluminium frames are available on request.

HEPA / ULPA Filters, Class H10 to U17

Filters for High Efficiency

Sofilair Green - H10, H12, H13, H14



Advantages

- Incinerable
- High air flow rates
- Light weight construction
- New ergonomic handle to assist with filter changes
- Corrosion resistant
- High filter surface area offers low pressure drop for energy savings and longer life

Application: High efficiency final filtration in air conditioning systems, extraction from corrosive or hazardous environments.

Type: High air flow incinerable HEPA filter.

Frame: ABS.

Media: Glass fibre paper.

Separator: Hot-melt beads.

Sealant: Polyurethane.

Gasket: One piece half round continuous gasket.

EN 1822 filter class: H10, H12, H13, H14.

MPPS efficiency: H10:>85%, H12:>99.5%, H13:>99.95% & H14:>99.995%.

Recommended final pressure drop: 600 Pa.

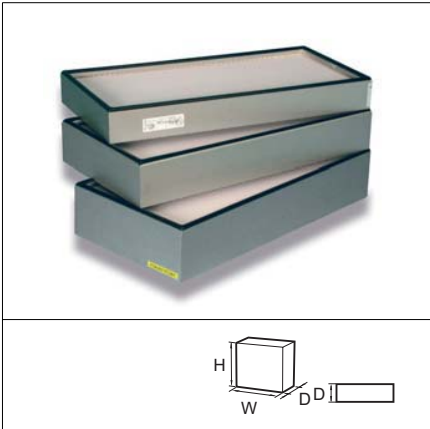
Maximum air flow rate: See table, use nominal values otherwise a reduction in efficiency may occur.

Temperature: 60°C maximum in continuous service.

Mounting systems: Front and side access filter frames. Terminal housings and safe change systems.

Reference	Model	Dimensions (LxHxD) mm	Filter classification EN 1822	Media area m ²	Airflow/pressure drop m ³ /h/ Pa	Unit weight kg	Unit volume m ³
1575.82.00	SFRG-P-2000-H10	305x610x292	H10	13	2000/230	6	0,06
1570.81.00	SFRG-P-5000-H10	610x610x292	H10	33	5000/230	12	0,11
1585.81.00	SFRG-P-1500-H12	305x610x292	H12	15	1500/250	10	0,06
1580.82.00	SFRG-P-4000-H12	610x610x292	H12	38	4000/250	13.5	0,11
1565.81.00	SFRG-P-1500-H13	305x610x292	H13	15	1500/250	6	0,06
1560.82.00	SFRG-P-4000-H13	610x610x292	H13	38	4000/250	12	0,11
1565.81.02	SFRG-P-1400-H14	305x610x292	H14	15	1400/280	6	0,06
1560.82.06	SFRG-P-3500-H14	610x610x292	H14	38	3500/270	12	0,11

Megalam MD, MX, MG

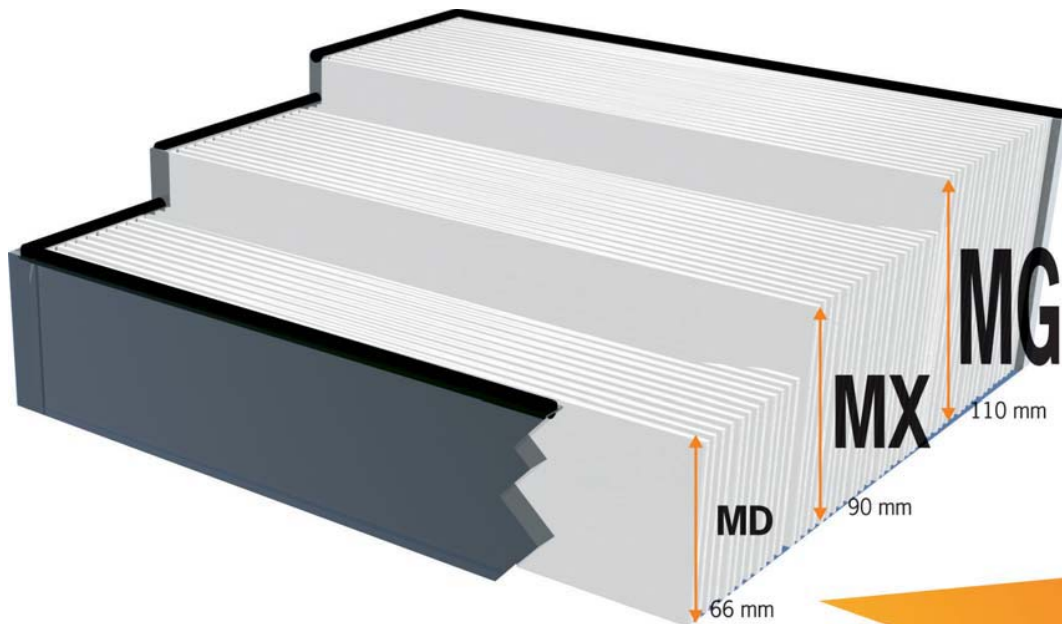


Advantages

- Low pressure drop
- Higher flow rate
- Low noise
- Longer operating life

Example: Megalam H14 / 610x610 mm

	MD	MX	MG
Filter area	10m ²	12.5m ²	18m ²
Pressure drop at 0.45 m/s	140 Pa	95 Pa (-32%)	60 Pa (-40%)
Maximum airflow	900 m ³ /h	1300 m ³ /h	2000 m ³ /h
Energy		-32%	-57%
Lifespan	(-)	x 1.5	x 2.5



**Lower pressure drop
Higher airflow rate
More energy savings
Longer operating life**

Megalam Configurations Options

We have included a range of standard configurations in this catalogue, but the Megalam series of clean room panels can be configured with a wide range of options to meet your requirement. Options include (first item denotes the standard product):

Element	Options
Gasket	<ul style="list-style-type: none"> - Endless Polyurethane - Poron - Neoprene - PU Gel - Silicone Gel - None
Faceguard	<ul style="list-style-type: none"> - RAL 9016 powder coated hot dip galvanized iron - Custom color powder coated hot dip galvanized iron - Stainless steel - Anodized aluminium - None
Frame type	<ul style="list-style-type: none"> - Anodized aluminium - Anodized aluminium knife type
High performance airflow distribution	<ul style="list-style-type: none"> - Glass fibre screen - Synthetic screen
Filter efficiency	<ul style="list-style-type: none"> - H10 - U17 according to EN1822 - Rating at 0.3µm or 0.12µm
Test Aerosol	<ul style="list-style-type: none"> - DEHS (liquid) - PSL (solid) - None
Fire Rating	<ul style="list-style-type: none"> - DIN 53438 - UL 900 Class 1 - UL 900 Class 2 - FM 4920
Media Options	<ul style="list-style-type: none"> - Glass fibre media - Low boron media - ePFTE media

HEPA/ULPA Panels

Profiles for Megalam Filter



Extruded aluminium frames for megalam filters

This overview shows the different standard frame profiles available.

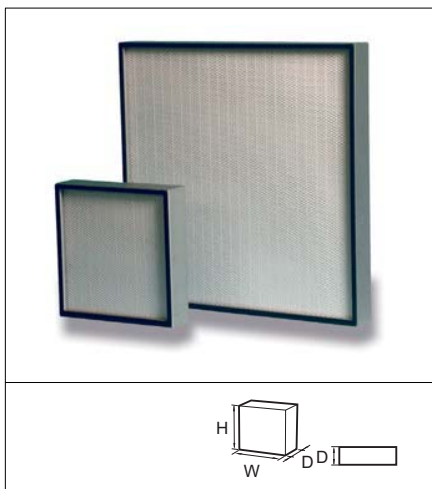
Seal	Frame		
	Filter Type: MD	MX	MG
GASKET			
LIQUID SEAL			
LIQUID SEAL			
KNIFE EDGE			

* Other profile configurations are available upon request.

HEPA / ULPA Filters, Class H10 to U17

HEPA/ULPA Panels

Megalam MD - H13 to U15



Advantages

- Low pressure drop
- Double faceguard
- Guaranteed performance
- Individually tested according to EN 1822

Application: Final or return filtration for clean rooms with turbulent flow.

Type: High efficiency filter panel with seal for mechanical clamping mounting systems.

Frame: Extruded and anodized aluminium.

Gasket: Endless polyurethane at inlet.

Media: Glass fibre paper.

Separator: Hot-melt beads.

Sealant: Polyurethane.

Faceguard: Expanded metal on both sides, powder coated with RAL 9016.

EN 1822 filter class: H13, H14, U15.

MPPS efficiency: H13: $\geq 99.95\%$, H14: $\geq 99.995\%$, U15: $\geq 99.9995\%$.

Recommended final pressure drop: 500 Pa.

Maximum flow rate: See table, use nom. values otherwise a reduction in efficiency may occur.

Temperature: 70°C maximum in continuous service.

Test: 100% individually tested according to EN 1822.

Mounting system: Mechanical clamping structure, Terminal housings.

Fire rating: UL 900 Class 2, FM 4920 approval on request.

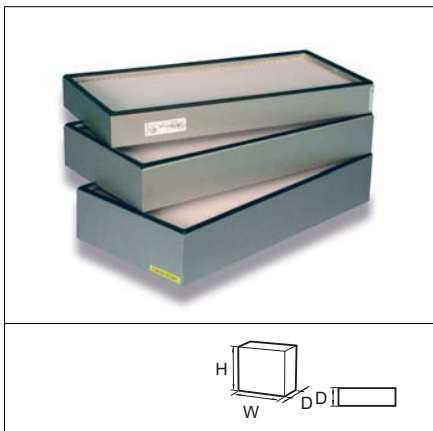
Reference	Model	Dimensions (WxHxD) mm	Filter classification EN 1822	Media area m ²	Air flow / pressure drop m ³ /hr/Pa	Unit weight kg	Unit volume m ³
15002001	MD13- 305*305-10/22	305 x 305 x 66	H13	2.4	151/119	1	0.01
15002002	MD13- 305*610-10/22	305 x 610 x 66	H13	4.8	301/116	2	0.02
15002003	MD13- 610*610-10/22	610 x 610 x 66	H13	9.7	603/115	4	0.03
15002004	MD13- 762*610-10/22	762 x 610 x 66	H13	12.2	753/115	5	0.04
15002005	MD13- 914*610-10/22	914 x 610 x 66	H13	14.6	903/114	6	0.05
15002006	MD13- 1219*610-10/22	1219 x 610 x 66	H13	19.5	1205/114	8	0.07
15002007	MD13- 1524*610-10/22	1524 x 610 x 66	H13	24.5	1506/114	10	0.09
15002008	MD13- 914*762-10/22	914 x 762 x 66	H13	18.4	1128/114	7.5	0.07
15002009	MD13- 1219*762-10/22	1219 x 762 x 66	H13	24.5	1505/114	10	0.09
15002010	MD13- 1524*762-10/22	1524 x 762 x 66	H13	30.7	1881/114	12.5	0.11
15002011	MD13- 914*914-10/22	914 x 914 x 66	H13	22.1	1353/113	9	0.08
15002201	MD14- 305*305-10/22	305 x 305 x 66	H14	2.4	151/145	1	0.01
15002202	MD14- 305*610-10/22	305 x 610 x 66	H14	4.8	301/142	2	0.02
15002203	MD14- 610*610-10/22	610 x 610 x 66	H14	9.7	603/141	4	0.03
15002204	MD14- 762*610-10/22	762 x 610 x 66	H14	12.2	753/140	5	0.04
15002205	MD14- 914*610-10/22	914 x 610 x 66	H14	14.6	903/140	6	0.05
15002206	MD14- 1219*610-10/22	1219 x 610 x 66	H14	19.5	1205/140	8	0.07
15002207	MD14- 1524*610-10/22	1524 x 610 x 66	H14	24.5	1506/140	10	0.09
15002208	MD14- 914*762-10/22	914 x 762 x 66	H14	18.4	1128/139	7.5	0.07
15002209	MD14- 1219*762-10/22	1219 x 762 x 66	H14	24.5	1505/139	10	0.09
15002210	MD14- 1524*762-10/22	1524 x 762 x 66	H14	30.7	1881/139	12.5	0.17
15002211	MD14- 914*914-10/22	914 x 914 x 66	H14	22.1	1353/139	9	0.08
15002401	MD15- 305*305-10/22	305 x 305 x 66	U15	2.7	151/150	1	0.01
15002402	MD15- 305*610-10/22	305 x 610 x 66	U15	5.6	301/146	2	0.02
15002403	MD15- 610*610-10/22	610 x 610 x 66	U15	11.3	603/146	4	0.03
15002404	MD15- 762*610-10/22	762 x 610 x 66	U15	14.2	753/145	5	0.04
15002405	MD15- 914*610-10/22	914 x 610 x 66	U15	17.1	903/145	6	0.05
15002406	MD15- 1219*610-10/22	1219 x 610 x 66	U15	22.7	1205/145	8	0.07
15002407	MD15- 1524*610-10/22	1524 x 610 x 66	U15	28.5	1506/144	10	0.09
15002408	MD15- 914*762-10/22	914 x 762 x 66	U15	21.4	1128/144	7.5	0.07
15002409	MD15- 1219*762-10/22	1219 x 762 x 66	U15	28.5	1505/144	10	0.09
15002410	MD15- 1524*762-10/22	1524 x 762 x 66	U15	35.7	1881/144	12.5	0.11
15002411	MD15- 914*914-10/22	914 x 914 x 66	U15	26	1353/143	9	0.08

*Other sizes are available on request.

HEPA / ULPA Filters, Class H10 to U17

HEPA/ULPA Panels

Megalam MX - H14 to U15



Advantages

- Low pressure drop
- Higher flow rate
- Longer operating life
- Individually tested according to EN 1822

Application: Final or return filtration for clean rooms with turbulent flow.

Type: High efficiency filter panel with seal for mechanical clamping systems.

Frame: Extruded and anodised aluminium.

Gasket: Polyurethane endless at inlet.

Media: Glass fibre paper.

Separator: Hot-melt beads.

Sealant: Polyurethane.

Faceguard: Expanded metal on both side, powder coated RAL 9016.

EN 1822 filter class: H14, U15.

MPPS efficiency: H14: $\geq 99.995\%$, U15: $\geq 99.9995\%$.

Recommended final pressure drop: 500 Pa.

Maximum flow rate: see table, use nominal values otherwise a reduction in efficiency may occur.

Temperature: 70°C maximum in continuous service.

Test: 100% individually tested according to EN 1822.

Mounting system: Mechanical clamping structure, Terminal housing.

Fire rating: UL 900 Class 2, FM 4920 approval on request.


Reference	Model	Dimensions (WxHxD) mm	Filter classification EN 1822	Media area m ²	Air flow / pressure drop m ³ /hr/Pa	Unit weight kg	Unit volume m ³
15002801	MX14- 305*305-10/22	305 x 305 x 90	H14	3.2	151/99	1.4	0.01
15002802	MX14- 305*610-10/22	305 x 610 x 90	H14	6.6	301/96	2.8	0.02
15002803	MX14- 610*610-10/22	610 x 610 x 90	H14	13.2	603/96	5.6	0.04
15002804	MX14- 762*610-10/22	762 x 610 x 90	H14	16.5	753/95	7	0.05
15002805	MX14- 914*610-10/22	914 x 610 x 90	H14	20.2	903/95	8.4	0.07
15002806	MX14- 1219*610-10/22	1219 x 610 x 90	H14	27	1205/95	11.2	0.09
15002807	MX14- 1524*610-10/22	1524 x 610 x 90	H14	33.2	1506/95	14	0.12
15002808	MX14- 914*762-10/22	914 x 762 x 90	H14	25.2	1128/95	10.5	0.09
15002809	MX14- 1219*762-10/22	1219 x 762 x 90	H14	33.4	1505/95	14	0.12
15002810	MX14- 1524*762-10/22	1524 x 762 x 90	H14	42.2	1881/95	17.5	0.14
15002811	MX14- 914*914-10/22	914 x 914 x 90	H14	30	1353/95	12.6	0.1
15003001	MX15- 305*305-10/22	305 x 305 x 90	U15	3.7	151/119	1.4	0.01
15003002	MX15- 305*610-10/22	305 x 610 x 90	U15	7.5	301/116	2.8	0.02
15003003	MX15- 610*610-10/22	610 x 610 x 90	U15	15.2	603/115	5.6	0.04
15003004	MX15- 762*610-10/22	762 x 610 x 90	U15	19	753/115	7	0.06
15003005	MX15- 914*610-10/22	914 x 610 x 90	U15	23.1	903/115	8.4	0.07
15003006	MX15- 1219*610-10/22	1219 x 610 x 90	U15	30.5	1205/115	11.2	0.09
15003007	MX15- 1524*610-10/22	1524 x 610 x 90	U15	38.1	1506/115	14	0.12
15003008	MX15- 914*762-10/22	914 x 762 x 90	U15	28.6	1128/115	10.5	0.09
15003009	MX15- 1219*762-10/22	1219 x 762 x 90	U15	38.2	1505/114	14	0.12
15003010	MX15- 1524*762-10/22	1524 x 762 x 90	U15	48.4	1881/114	17.5	0.14
15003011	MX15- 914*914-10/22	914 x 914 x 90	U15	34.4	1353/114	12.6	0.1

* Other sizes are available on request.

HEPA / ULPA Filters, Class H10 to U17

HEPA/ULPA Panels

Megalam MG - H14 to U15



Advantages

- Low pressure drop
- Double faceguard
- Longer operating life
- Individually tested according to EN 1822

Application: Final or return filtration for clean rooms with turbulent flow.

Type: High efficiency filter panel for mechanical clamping systems.

Frame: Extruded and anodised aluminium.

Gasket: Polyurethane endless at inlet.

Media: Glass fibre paper.

Separator: Hot-melt beads.

Sealant: Polyurethane.

Faceguard: Expanded metal on both side, powder coated RAL 9016.

EN 1822 filter class: H14, U15.

MPPS efficiency: H14: $\geq 99.995\%$, U15: $\geq 99.9995\%$.

Recommended final pressure drop: 500 Pa.

Maximum flow rate: See table, use nominal values otherwise a reduction in efficiency may occur.

Temperature: 70°C maximum in continuous service.

Test: 100% individually tested according to EN 1822.


Mounting system: Mechanical clamping structure, Terminal housing.

Fire rating: UL 900 Class 2, FM 4920 approval on request.

Reference	Model	Dimensions (WxHxD) mm	Filter classification EN 1822	Media area m ²	Air flow / pressure drop m ³ /hr/Pa	Unit weight kg	Unit volume m ³
15003401	MG14- 305*305-10/22	305 x 305 x 110	H14	4.2	151/62	1.7	0.02
15003402	MG14- 305*610-10/22	305 x 610 x 110	H14	8.7	301/60	2.9	0.03
15003403	MG14- 610*610-10/22	610 x 610 x 110	H14	17.5	603/60	5.3	0.06
15003404	MG14- 762*610-10/22	762 x 610 x 110	H14	22.2	753/60	6.5	0.07
15003405	MG14- 914*610-10/22	914 x 610 x 110	H14	26.3	903/60	7.7	0.09
15003406	MG14- 1219*610-10/22	1219 x 610 x 110	H14	35.2	1205/59	10	0.14
15003407	MG14- 1524*610-10/22	1524 x 610 x 110	H14	44	1506/59	12.4	0.14
15003408	MG14- 914*762-10/22	914 x 762 x 110	H14	33.4	1128/59	9.4	0.11
15003409	MG14- 1219*762-10/22	1219 x 762 x 110	H14	44.2	1505/59	12.4	0.14
15003410	MG14- 1524*762-10/22	1524 x 762 x 110	H14	55.2	1881/59	15.4	0.14
15003411	MG14- 914*914-10/22	914 x 914 x 110	H14	40.1	1353/59	11.2	0.13
15003601	MG15- 305*305-10/22	305 x 305 x 110	U15	4.6	151/83	1.7	0.02
15003602	MG15- 305*610-10/22	305 x 610 x 110	U15	9.3	301/81	2.9	0.03
15003603	MG15- 610*610-10/22	610 x 610 x 110	U15	19	603/81	5.3	0.06
15003604	MG15- 762*610-10/22	762 x 610 x 110	U15	23.5	753/80	6.5	0.07
15003605	MG15- 914*610-10/22	914 x 610 x 110	U15	28.2	903/80	7.7	0.09
15003606	MG15- 1219*610-10/22	1219 x 610 x 110	U15	38.4	1205/80	10	0.11
15003607	MG15- 1524*610-10/22	1524 x 610 x 110	U15	48	1506/80	12.4	0.14
15003608	MG15- 914*762-10/22	914 x 762 x 110	U15	35.4	1128/80	9.4	0.11
15003609	MG15- 1219*762-10/22	1219 x 762 x 110	U15	48	1505/80	12.4	0.14
15003610	MG15- 1524*762-10/22	1524 x 762 x 110	U15	60	1881/80	15.4	0.14
15003611	MG15- 914*914-10/22	914 x 914 x 110	U15	43	1353/80	11.2	0.13

* Other sizes are available on request.

Megalam (Laminator) MDL, MXL, MGL - H14 to U15



Advantages

- Laminarity better than +/- 10%
- Low pressure drop
- Single faceguard
- Longer operating life
- Individually tested according to EN 1822

Application: Final or return filtration for clean rooms with turbulent flow.

Type: High efficiency filter panel with laminator and seal for mechanical clamping systems.

Frame: Extruded and anodized aluminium.

Gasket: Polyurethane endless at outlet.

Media: Glass fibre paper.

Separator: Hot-melt beads.

Sealant: Polyurethane.

Laminator: Glass fibre screen, bonded downstream for laminar diffusion.

Faceguard: Expanded metal at inlet side, powder coated RAL 9016.

EN 1822 filter class: H14, U15.

MPPS efficiency: H14: $\geq 99.995\%$, U15: $\geq 99.9995\%$.

Recommended final pressure drop: 500 Pa.

Maximum flow rate: See table, use nominal values otherwise a reduction in efficiency may occur.

Temperature: 70°C maximum in continuous service.


Mounting system: Mechanical clamping structure, Terminal housing.

Fire rating: UL 900 Class 2, FM 4920 approval on request.

Reference	Model	Dimensions (WxHxD) mm	Filter classification EN 1822	Media area m ²	Air flow / pressure drop m ³ /hr/Pa	Unit weight kg	Unit volume m ³
15000203	MDL14- 610*610-01/20	610 x 610 x 66	H14	9.7	603/156	4	0.03
15000206	MDL14- 1219*610-01/20	1219 x 610 x 66	H14	19.5	1205/155	8	0.07
15000403	MDL15- 610*610-01/20	610 x 610 x 66	U15	11.3	603/161	4	0.03
15000406	MDL15- 1219*610-01/20	1219 x 610 x 66	U15	23.1	1205/160	8	0.07
15000803	MXL14- 610*610-01/20	610 x 610 x 90	H14	13.2	603/110	5.6	0.03
15000806	MXL14- 1219*610-01/20	1219 x 610 x 90	H14	26.6	1205/110	11.2	0.07
15001003	MXL15- 610*610-01/20	610 x 610 x 90	U15	15.2	603/131	5.6	0.03
15001006	MXL15- 1219*610-01/20	1219 x 610 x 90	U15	30.5	1205/130	11.2	0.07
15001403	MGL14- 610*610-01/20	610 x 610 x 110	H14	17.5	603/75	5.3	0.04
15001406	MGL14- 1219*610-01/20	1219 x 610 x 110	H14	35.2	1205/74	10	0.08
15001603	MGL15- 610*610-01/20	610 x 610 x 110	U15	18.8	603/95	5.3	0.04
15001606	MGL15- 1219*610-01/20	1219 x 610 x 110	U15	37.8	1205/94	10	0.08

*Other sizes are available on request.

Silent Hood HD - H13 to U15



Advantages

- Compact filter-diffuser for clean room
- Ready to install
- Low noise
- Test port
- Laminarity +/- 20%
- Non-slip collar design
- Roomside adjustable diffuser disc

Application: Final filtration for clean rooms.

Type: Ready to install HEPA/ULPA filter diffuser.

Frame: Extruded and anodised aluminium, galvanised steel cover.

Gasket: Endless PU.

Media: Glass fibre paper.

Separator: Hot melt beads.

Sealant: Polyurethane.

Terminal: Collar with outer dia. 305 mm (12in) or 250 mm (10in) depending on the model.

Diffuser disc: Perforated GI.

Faceguard: Expanded metal on outlet, powder coated RAL 9016.

EN 1822 filter class: H13, H14, U15.

MPPS efficiency: H13:≥99.95%, H14:≥99.995% U15:≥99.9995%.

Recommended final pressure drop: 500 Pa.

Maximum flow rate: See table, use nominal values otherwise a reduction in efficiency may occur.

Temperature: 70°C maximum in continuous service.

Test: 100% individually scanned in accordance with EN 1822.

Mounting system: Integrated suspension eyes.

Fire rating: UL 900 Class 2, FM 4920 approval on request.

Reference	Model	Dimensions (WxHxD) mm	Filter classification EN 1822:2002	Media area m ²	Air flow/nominal pressure drop m ³ /h/Pa	Unit weight kg	unit volume m ³
15300001	MD13-HD10-610*610-01/02	610 x 610 x 110	H13	9.7	603/130	13	0.07
15300002	MD13-HD10-914*610-01/02	914 x 610 x 110	H13	14.6	903/129	16	0.11
15300003	MD13-HD10-1219*610-01/02	1219 x 610 x 110	H13	19.5	1205/129	19	0.15
15300004	MD13-HD10-600*600-01/02	600 x 600 x 110	H13	9.4	583/130	13	0.07
15300005	MD13-HD10-905*600-01/02	905 x 600 x 110	H13	14.2	880/130	16	0.11
15300006	MD13-HD10-1210*600-01/02	1210 x 600 x 110	H13	19.1	1176/129	19	0.15
15300101	MD14-HD10-610*610-01/02	610 x 610 x 110	H14	9.7	603/156	13	0.07
15300102	MD14-HD10-914*610-01/02	914 x 610 x 110	H14	14.6	903/155	16	0.11
15300103	MD14-HD10-1219*610-01/02	1219 x 610 x 110	H14	19.5	1205/155	19	0.15
15300104	MD14-HD10-600*600-01/02	600 x 600 x 110	H14	9.4	583/156	13	0.07
15300105	MD14-HD10-905*600-01/02	905 x 600 x 110	H14	14.2	880/155	16	0.11
15300106	MD14-HD10-1210*600-01/02	1210 x 600 x 110	H14	19.1	1176/155	19	0.15
15300201	MD15-HD10-610*610-01/02	610 x 610 x 110	U15	11.3	603/161	13	0.07
15300202	MD15-HD10-914*610-01/02	914 x 610 x 110	U15	17.1	903/160	16	0.11
15300203	MD15-HD10-1219*610-01/02	1219 x 610 x 110	U15	22.7	1205/160	19	0.15
15300204	MD15-HD10-600*600-01/02	600 x 600 x 110	U15	11	583/160	13	0.07
15300205	MD15-HD10-905*600-01/02	905 x 600 x 110	U15	16.6	880/160	16	0.11
15300206	MD15-HD10-1210*600-01/02	1210 x 600 x 110	U15	22.2	1176/160	19	0.15
15300401	MX14-HD10-610*610-01/02	610 x 610 x 133	H14	13.2	603/111	15	0.09
15300402	MX14-HD10-914*610-01/02	914 x 610 x 133	H14	19.9	903/110	19	0.13
15300403	MX14-HD10-1219*610-01/02	1219 x 610 x 133	H14	26.6	1205/110	22	0.18
15300404	MX14-HD10-600*600-01/02	600 x 600 x 133	H14	12.8	583/110	15	0.09

* Other sizes are available on request.

HEPA / ULPA Filters, Class H10 to U17

HEPA/ULPA Panels

Reference	Model	Dimensions (WxHxD) mm	Filter classification EN 1822:2002	Media area m ²	Air flow/nominal pressure drop m ³ /h/Pa	Unit weight kg	unit volume m ³
15300405	MX14-HD10-905*600-01/02	905 x 600 x 133	H14	19.4	880/110	19	0.13
15300406	MX14-HD10-1210*600-01/02	1210 x 600 x 133	H14	25.9	1176/110	22	0.18
15300501	MX15-HD10-610*610-01/02	610 x 610 x 133	U15	15.2	603/130	15	0.09
15300502	MX15-HD10-914*610-01/02	914 x 610 x 133	U15	22.8	903/130	19	0.13
15300503	MX15-HD10-1219*610-01/02	1219 x 610 x 133	U15	30.5	1205/130	22	0.18
15300504	MX15-HD10-600*600-01/02	600 x 600 x 133	U15	14.7	583/130	15	0.09
15300505	MX15-HD10-905*600-01/02	905 x 600 x 133	U15	22.2	880/130	19	0.13
15300506	MX15-HD10-1210*600-01/02	1210 x 600 x 133	U15	29.7	1176/130	22	0.18
15300701	MG14-HD10-610*610-01/02	610 x 610 x 155	H14	17.1	603/81	18	0.1
15300703	MG14-HD10-1219*610-01/02	1219 x 610 x 155	H14	34.7	1205/80	26	0.21
15300801	MG15-HD10-610*610-01/02	610 x 610 x 155	U15	18.3	603/100	18	0.1
15300803	MG15-HD10-1219*610-01/02	1219 x 610 x 155	U15	37.3	1205/98	26	0.21
15301001	MD13-HD12- 610*610-01/02	610 x 610 x 110	H13	9.7	603/130	13	0.07
15301002	MD13-HD12- 914*610-01/02	914 x 610 x 110	H13	14.6	903/129	16	0.11
15301003	MD13-HD12-1219* 610-01/02	1219 x 610 x 110	H13	19.5	1205/129	19	0.15
15301004	MD13-HD12- 600*600-01/02	600 x 600 x 110	H13	9.4	583/130	13	0.07
15301005	MD13-HD12- 905*600-01/02	905 x 600 x 110	H13	14.2	880/130	16	0.11
15301006	MD13-HD12-1210* 600-01/02	1210 x 600 x 110	H13	19.1	1176/129	19	0.15
15301101	MD14-HD12- 610*610-01/02	610 x 610 x 110	H14	9.7	603/156	13	0.07
15301102	MD14-HD12- 914*610-01/02	914 x 610 x 110	H14	14.6	903/155	16	0.11
15301103	MD14-HD12-1219*610-01/02	1219 x 610 x 110	H14	19.5	1205/155	19	0.15
15301104	MD14-HD12- 600*600-01/02	600 x 600 x 110	H14	9.4	583/156	13	0.07
15301105	MD14-HD12 905*600-01/02	905 x 600 x 110	H14	14.2	880/155	16	0.11
15301106	MD14-HD12-1210*600-01/02	1210 x 600 x 110	H14	19.1	1176/155	19	0.15
15301201	MD15-HD12-610*610-01/02	610 x 610 x 110	U15	11.3	603/161	13	0.07
15301202	MD15-HD12-610*610-01/02	914 x 610 x 110	U15	17.1	903/160	16	0.11
15301203	MD15-HD12-1219*610-01/02	1219 x 610 x 110	U15	22.7	1205/160	19	0.15
15301204	MD15-HD12-600*600-01/02	600 x 600 x 110	U15	11	583/160	13	0.07
15301205	MD15-HD12-905*600-01/02	905 x 600 x 110	U15	16.6	880/160	16	0.11
15301206	MD15-HD12-1210*600-01/02	1210 x 600 x 110	U15	22.2	1176/160	19	0.15
15301401	MX14-HD12 610*610-01/02	610 x 610 x 133	H14	13.2	603/111	15	0.09
15301402	MX14-HD12 914*610-01/02	914 x 610 x 133	H14	19.9	903/110	19	0.13
15301403	MX14-HD12-1219*610-01/02	1219 x 610 x 133	H14	26.6	1205/110	22	0.18
15301404	MX14-HD12 600*600-01/02	600 x 600 x 133	H14	12.8	583/110	15	0.09
15301405	MX14-HD14 905*600-01/02	905 x 600 x 133	H14	19.4	880/110	19	0.13
15301406	MX14-HD12-1210*600-01/02	1210 x 600 x 133	H14	25.9	1176/110	22	0.18
15301501	MX15-HD12-610*610-01/02	610 x 610 x 133	U15	15.2	603/130	15	0.09
15301502	MX15-HD12-914*610-01/02	914 x 610 x 133	U15	22.8	903/130	19	0.13
15301503	MX15-HD12-1219*610-01/02	1219 x 610 x 133	U15	30.5	1205/130	22	0.18
15301504	MX15-HD12-600*600-01/02	600 x 600 x 133	U15	14.7	583/130	15	0.09
15301505	MX15-HD12-905*600-01/02	905 x 600 x 133	U15	22.2	880/130	19	0.13
15301506	MX15-HD12-1210*600-01/02	1210 x 600 x 133	U15	29.7	1176/130	22	0.18
15301701	MG14-HD12-610*610-01/02	610 x 610 x 155	H14	17.1	603/81	18	0.1
15301703	MG14-HD12-1219*610-01/02	1219 x 610 x 155	H14	34.7	1205/80	26	0.21
15301801	MG15-HD12-610*610-01/02	610 x 610 x 155	U15	18.3	603/100	18	0.1
15301803	MG15-HD12-1219*610-01/02	1219 x 610 x 155	U15	37.3	1205/98	26	0.21

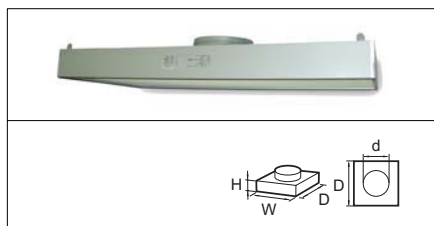
* Other sizes are available on request.

As part of our continuous improvement, Camfil Farr reserve the right to change specifications without notice.

HEPA / ULPA Filters, Class H10 to U17

HEPA/ULPA Panels

Silent Hood HL - H13 to U15



Advantages

- Compact filter-diffuser for clean room
- Ready to install
- Quiet: LW = 35 dB
- Laminarity +/- 20%

Application: Final filtration for clean rooms.

Type: Ready to install HEPA/ULPA filter diffuser.

Frame: Extruded and anodised aluminium, galvanised steel cover.

Gasket: Endless PU.

Media: Glass fibre paper.

Separator: Hot melt beads.

Sealant: Polyurethane.

Terminal: Collar with outer dia. 305 mm (12in) or 250 mm (10in) depending on the model.

Faceguard: Expanded metal powder coated RAL 9016.

EN 1822 filter class: H13, H14, U15.

MPPS efficiency: H13: ≥99.95%, H14: ≥99.995%, U15: ≥99.9995%.

Recommended final pressure drop: 500 Pa.

Maximum flow rate: See table, use nominal values otherwise a reduction in efficiency may occur.

Temperature: 70°C maximum in continuous service.

Test: 100% individually scanned in accordance with EN 1822.

Mounting system: Integrated suspension eyes.

Fire rating: UL 900 Class 2, FM 4920 approval on request.

Reference	Model	Dimensions (WxHxD) mm	Filter classification EN 1822:2002	Media area m ²	Air flow / pressure drop m ³ /h/Pa	Unit weight kg	Unit volume m ³
15401001	MD13-HL10-610*610-01/02	610 x 610 x 110	H13	9.9	603/130	13	0.09
15401002	MD13-HL10-914*610-01/02	914 x 610 x 110	H13	14.9	903/129	16	0.18
15401003	MD13-HL10-1219*610-01/02	1219 x 610 x 110	H13	19.9	1205/129	19	0.18
15401004	MD13-HL10-600*600-01/02	600 x 600 x 110	H13	9.6	583/130	13	0.09
15401005	MD13-HL10-905*600-01/02	905 x 600 x 110	H13	14.5	880/130	16	0.18
15401006	MD13-HL10-1210*600-01/02	1210 x 600 x 110	H13	19.4	1176/129	19	0.18
15401101	MD14-HL10-610*610-01/02	610 x 610 x 110	H14	9.9	603/156	13	0.09
15401102	MD14-HL10 914*610-01/02	914 x 610 x 110	H14	14.9	903/155	16	0.18
15401103	MD14-HL10-1219*610-01/02	1219 x 610 x 110	H14	19.9	1205/155	19	0.18
15401104	MD14-HL10 600*600-01/02	600 x 600 x 110	H14	9.6	583/156	13	0.09
15401105	MD14-HL10 905*600-01/02	905 x 600 x 110	H14	14.5	880/155	16	0.18
15401106	MD14-HL10-1210*600-01/02	1210 x 600 x 110	H14	19.4	1176/155	19	0.18
15401201	MD15-HL10-610*610-01/02	610 x 610 x 110	U15	11.5	603/161	13	0.09
15401202	MD15-HL10-914*610-01/02	914 x 610 x 110	U15	17.3	903/160	16	0.18
15401203	MD15-HL10-1219*610-01/02	1219 x 610 x 110	U15	23.1	1205/160	19	0.18
15401204	MD15-HL10-600*600-01/02	600 x 600 x 110	U15	11.2	583/160	13	0.09
15401205	MD15-HL10-905*600-01/02	905 x 600 x 110	U15	16.9	880/160	16	0.18
15401206	MD15-HL10-1210*600-01/02	1210 x 600 x 110	U15	22.6	1176/160	19	0.18
15401401	MX14-HL10 610*610-01/02	610 x 610 x 133	H14	13.4	603/111	13	0.09
15401402	MX14 HL10 914*610-01/02	914 x 610 x 133	H14	20.2	903/110	16	0.18
15401403	MX14-HL10-1219*610-01/02	1219 x 610 x 133	H14	24.0	1205/110	19	0.18
15401404	MX14-HL10 600*600-01/02	600 x 600 x 133	H14	13.1	583/110	13	0.09
15401405	MX14-HL10 905*600-01/02	905 x 600 x 133	H14	19.7	880/110	16	0.18

* Other sizes are available on request.



Plot 9A and 9B, Lorong Bemban 1, Bemban Industrial Estate,
31000 Batu Gajah, Perak Darul Ridzuan
Tel: +6 05 366 8888 Fax: +6 05 366 8880
www.camfilfarr.com

HEPA / ULPA Filters, Class H10 to U17

HEPA/ULPA Panels

Reference	Model	Dimensions (WxHxD) mm	Filter classification EN 1822:2002	Media area m ²	Air flow / pressure drop m ³ /h/Pa	Unit weight kg	Unit volume m ³
15401406	MX14-HL10-1210*600-01/02	1210 x 600 x 133	H14	26.3	1176/110	19	0.18
15401501	MX15- HL10-610*610-01/02	610 x 610 x 133	U15	15.4	603/130	13	0.09
15401502	MX15- HL10-914*610-01/02	914 x 610 x 133	U15	23.2	903/130	16	0.18
15401503	MX15- HL10-1219*610-01/02	1219 x 610 x 133	U15	31.0	1205/130	19	0.18
15401504	MX15- HL10-600*600-01/02	600 x 600 x 133	U15	14.9	583/130	13	0.09
15401505	MX15 -HL10-905*600-01/02	905 x 600 x 133	U15	22.5	880/130	16	0.18
15401506	MX15- HL10-1210*600-01/02	1210 x 600 x 133	U15	30.2	1176/130	19	0.18
15403001	MD13-HL12-610*610-01/02	610 x 610 x 110	H13	9.9	603/130	13	0.09
15403002	MD13-HL12-914*610-01/02	914 x 610 x 110	H13	14.9	903/129	16	0.18
15403003	MD13-HL12-1219*610-01/02	1219 x 610 x 110	H13	19.9	1205/129	19	0.18
15403004	MD13-HL12-600*600-01/02	600 x 600 x 110	H13	9.6	583/130	13	0.09
15403005	MD13-HL12-905*600-01/02	905 x 600 x 110	H13	14.5	880/130	16	0.18
15403006	MD13-HL12-1210*600-01/02	1210 x 600 x 110	H13	19.4	1176/129	19	0.18
15403101	MD14-HL12 610*610-01/02	610 x 610 x 110	H14	9.9	603/156	13	0.09
15403102	MD14-HL12 914*610-01/02	914 x 610 x 110	H14	14.9	903/155	16	0.18
15403103	MD14-HL12-1219*610-01/02	1219 x 610 x 110	H14	19.9	1205/155	19	0.18
15403104	MD14-HL12 600*600-01/02	600 x 600 x 110	H14	9.6	583/156	13	0.09
15403105	MD14-HL12 905*600-01/02	905 x 600 x 110	H14	14.5	880/155	16	0.18
15403106	MD14-HL12-1210*600-01/02	1210 x 600 x 110	H14	19.4	1176/155	19	0.18
15403201	MD15-HL12-610*610-01/02	610 x 610 x 110	U15	11.5	603/161	13	0.09
15403202	MD15-HL12-914*610-01/02	914 x 610 x 110	U15	17.3	903/160	16	0.18
15403203	MD15-HL12-1219*610-01/02	1219 x 610 x 110	U15	23.1	1205/160	19	0.18
15403204	MD15-HL12-600*600-01/02	600 x 600 x 110	U15	11.2	583/160	13	0.09
15403205	MD15-HL12-905*600-01/02	905 x 600 x 110	U15	16.9	880/160	16	0.18
15403206	MD15-HL12-1210*600-01/02	1210 x 600 x 110	U15	22.6	1176/160	19	0.18
15403401	MX14-HL12 610*610-01/02	610 x 610 x 133	H14	13.4	603/111	13	0.09
15403402	MX14-HL12 914*610-01/02	914 x 610 x 133	H14	20.2	903/110	16	0.18
15403403	MX14-HL12-1219*610-01/02	1219 x 610 x 133	H14	27	1205/110	19	0.18
15403404	MX14-HL12 600*600-01/02	600 x 600 x 133	H14	13.1	583/110	13	0.09
15403405	MX14-HL12 905*600-01/02	905 x 600 x 133	H14	19.7	880/110	16	0.18
15403406	MX14-HL12-1210*600-01/02	1210 x 600 x 133	H14	26.3	1176/110	19	0.18
15403501	MX15 -HL12-610*610-01/02	610 x 610 x 133	U15	15.4	603/130	13	0.09
15403502	MX15 -HL12-914*610-01/02	914 x 610 x 133	U15	23.2	903/130	16	0.18
15403503	MX15- -HL12-1219*610-01/02	1219 x 610 x 133	U15	31	1205/130	19	0.18
15403504	MX15 -HL12-600*600-01/02	600 x 600 x 133	U15	14.9	583/130	13	0.09
15403505	MX15- -HL12-905*600-01/02	905 x 600 x 133	U15	22.5	880/130	16	0.18
15403506	MX15- -HL12-1210*600-01/02	1210 x 600 x 133	U15	30.2	1176/130	19	0.18

* Other sizes are available on request.

HEPA / ULPA Filters, Class H10 to U17

HEPA/ULPA Panels

CPXRG - H13



Advantages

- Compact filter-diffuser for clean room
- Room side replaceable
- Gel seal between filter and housing
- Adjustable damper disc
- Individually tested according to EN 1822

Application: Microelectronic, hospitals.

Type: HEPA filter panel with mechanical seal.

Frame: Aluminium profile.

Gel: Polyurethane gel.

Media: Glass fibre.

Separator: Hot-melt.

Sealant: Polyurethane.

Faceguard: Expanded metal, powder coated white RAL 9016.

EN 1822 filter class: H13.

MPPS efficiency: H13: $\geq 99.95\%$.

DOP efficiency: $\geq 99.99\%$.

Temperature: 70°C.

Fire rating: UL 900 Class 2.

Filter

Reference	Model	Filter dimensions (WxHxD) mm	Filter classification EN 1822	Media area m ²	Air flow / pressure drop m ³ /h/Pa	Unit weight kg	unit volume m ³
200694001	12CPXRG-24242	554 x 554 x 77	H13	8	435/130	3.8	0.02
200693001	12CPXRG-24362	859 x 554 x 77	H13	12.4	680/128	5.8	0.04
200691001	12CPXRG-24482	1164 x 554 x 77	H13	16.8	947/130	7.8	0.05

Housing

Reference	Type	Housing dimensions (WxHxD) mm	Filter dimensions (WxHxD) mm	Collar size ø mm	Unit weight kg	Unit volume m ³
410F-118995001	4CPX-24242-[]	600 x 600 x 140	554 x 554 x 77	ø 250	4.6	0.05
410F-118994002	4CPX-24362-[]	905 x 600 x 140	859 x 554 x 77	ø 250	6.6	0.08
410F-118992001	4CPX-24482-[]	1210 x 600 x 140	1164 x 554 x 77	ø 250	8.6	0.1

*Other dimensions, finishes and different options are available on request.